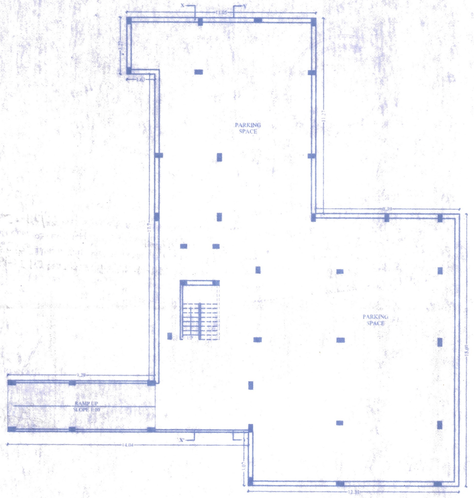

BASEMENT PLAN

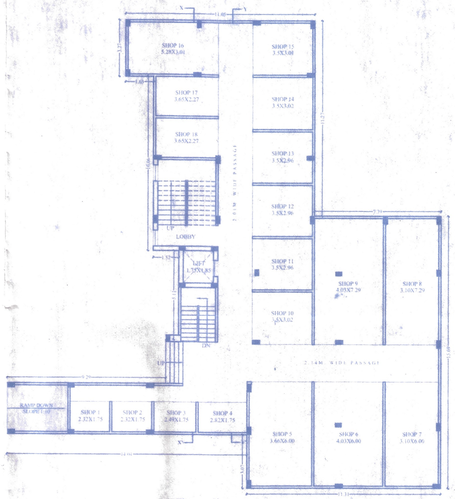

GROUND FLOOR PLAN



1ST - 4TH TYPICAL FLOOR PLAN

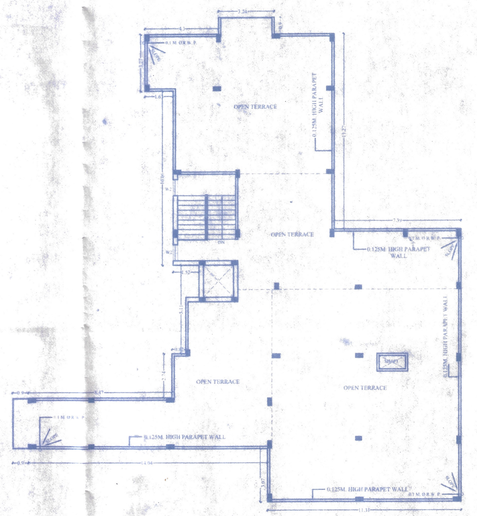

TERRACE PLAN

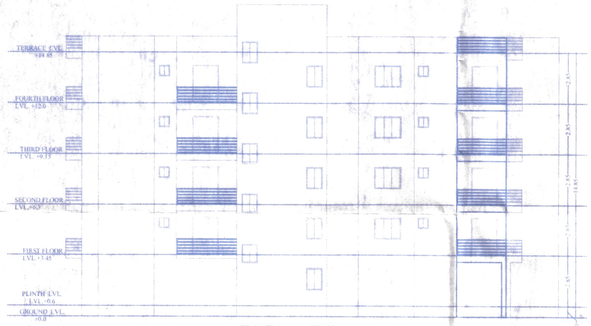

FRONT ELEVATION

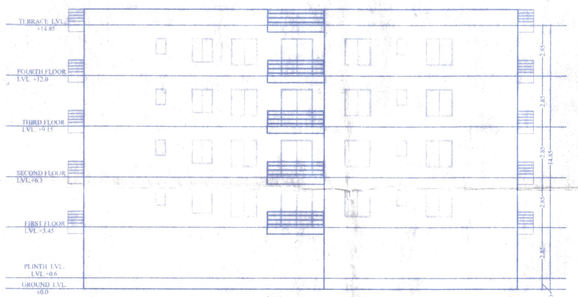

EAST SIDE ELEVATION

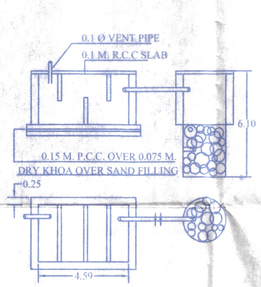

SEPTIC TANK DETAILS

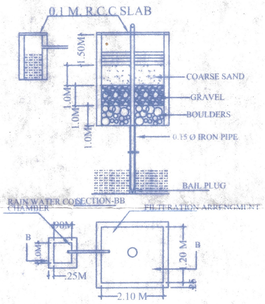

RAIN WATER HARVESTING SYSTEM DETAILS

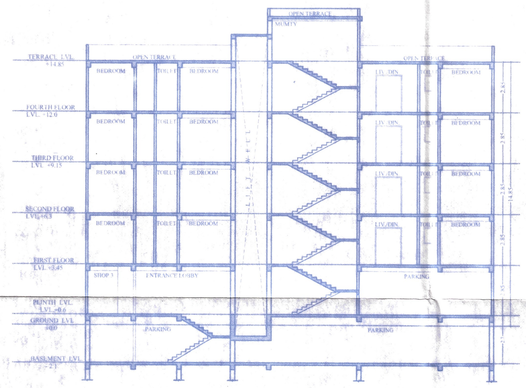

SECTION XX'

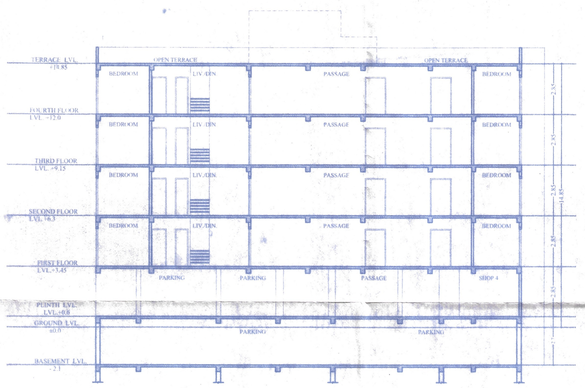

SECTION YY'



RAFT FOUNDATION DETAILS

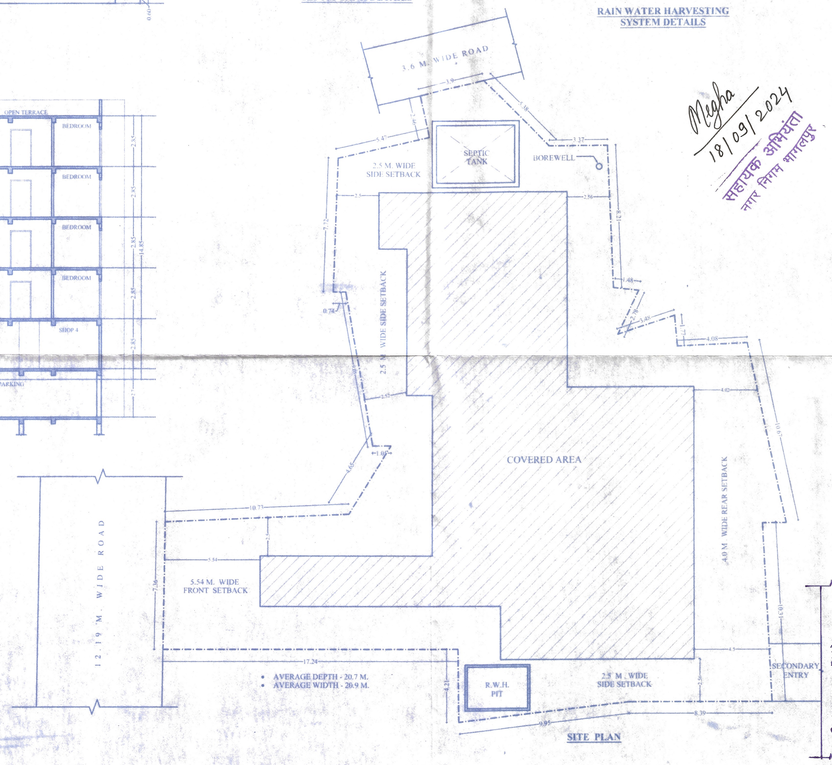

SITE PLAN

Megha
18/09/2024
सहायक अभियंता
नगर निगम भागलपुर

PROJECT:-

PROPOSED CONSTRUCTION OF COMMERCIAL CUM RESIDENTIAL BUILDING (B+G+4) OF (1) MR. AWANI KUMAR (2) MR. ADITYA KUMAR (3) MR. AWINASH KUMAR ALL S/O LT. ASHWANI KUMAR CHOUDHARY & (4) DR. SHIELA CHOUDHARY W/O LT. DR. ASHWINI KUMAR CHOUDHARY AT MOUZA - ADAMPUR, KHATA NO.- 290,225,226,863, PLOT NO.- 1309, 1304 (K), 1304 (KHA), 1304 (GA), 1305, 1308, WARD NO.- 5 (OLD) & 23 (NEW), HOLDING NO.- BMCC2321-14029721 & BMC2321-01029724 P.S.- KOTWALI, DIST.- BHAGALPUR, BIHAR.

AREA INDEX:-

(1) **PLOT AREA = 823.12 SQ. M.**
(2) BASEMENT PARKING AREA = 501.23 SQ.M.
(3) BASEMENT (B.U.A.) = 6.13 SQ.M.
(4) GROUND FLOOR AREA (B.U.A.) = 242.68 SQ.M.
(5) FIRST FLOOR BUILT UP AREA = 349.53 SQ.M.
(6) SECOND FLOOR BUILT UP AREA = 349.53 SQ.M.
(7) THIRD FLOOR BUILT UP AREA = 349.53 SQ.M.
(8) FOURTH FLOOR BUILT UP AREA = 349.53 SQ.M.
(9) **TOTAL FLOOR BUILT UP AREA = 1646.93 SQ. M.**
(10) F.A.R. ACHIEVED = 2.0

PARKING CALCULATION (COMMERCIAL)

1. REQUIRED PARKING = 494.1 SQ.M.
2. PARKING AREA PROVIDED = 501.23 SQ.M.

WATER CAPACITY CALCULATION (COMMERCIAL)

1. TOTAL OCCUPANCY (ASSUMED) = 150
2. TOTAL WATER REQUIRED =135*150 =20250 LTS. (ASSUMING 135 LT. PER PERSON USAGE)

DOOR/WINDOW SCHEDULE

(1) D1 = 1.2 X 2.10 M.
(2) D2 = 1.00 X 2.10 M.
(3) D3 = 0.85 X 2.10 M.
(4) D2 = 0.9 X 1.20 M.
(5) W = 1.20 X 1.0 M.
(6) W1 = 1.80 X 1.20 M.
(7) W2 = 0.9 X 1.5 M.
(8) V = 0.60 X 0.60 M.
(9) DW = 2.1 X 2.1 M.

SHEET NO.:- 01

NORTH:-

SPECIFICATION:-

(1) ALL DIMENSIONS ARE IN METER UNLESS SPECIFIED
(2) FIRST CLASS BRICK WORK IN SUPER STRUCTURE
(3) M20 GRADE CONCRETE WILL BE USED FOR COLUMN, LINTEL & PROJECTIONS AND FOR THE REST STRUCTURE SUCH AS BEAM, SLAB, ETC. M15 GRADE WILL BE USED.
(4) 19MM THICK PLASTER FOR EXTERNAL WALLS, 12 MM THICK PLASTER FOR INNER WALLS & 6MM THICK PLASTER FOR CEILING.
(5) 0.25 M. BRICK WORK FOR OUTER WALLS & 0.125 M. BRICK WORK FOR INTERNAL PARTITIONS.
(6) PARAPET WALL THICKNESS 0.25 M. & HEIGHT 1.2M.
(7) TOILET SLAB DROP OF 0.125 M.
(8) CEMENT MORTAR 1:6 & 1:4 FOR MASONRY WORKS
(9) FOUNDATION TO BE FOLLOWED AS PER STRUCTURE DRAWINGS.
(10) WATER TIGHT FLOORING FOR TOILET & OTHER DOWN SLAB AREAS.
(11) 19MM THICK CEMENT SAND PLASTER FOR EXTERNAL WALLS.
(12) 12 MM THICK CEMENT SAND PLASTER FOR INTERNAL WALLS.
(13) 6 MM THICK PLASTER ON CEILING.

APPLICANT'S SIGNATURE:-

Awani Kumar
Shiela Choudhary
Aditya Kumar
Awinash Kumar

ENGINEER'S / ARCHITECT'S SIGNATURE:-

Deepak Kumar
AR. DEEPAK KUMAR
REGD. ARCHITECT UDHD, PATNA
Regd. No.-CA/2016/77694

PASSING AUTHORITY SIGNATURE:-

भागलपुर नगर निगम
भागलपुर

Bhagalpur Municipal Corporation
BHAGALPUR
SANCTIONED SET BACK
Front - 5.54M
Hear - 4.00M
Left Side - 2.50M
Right Side - 2.50M

भागलपुर नगर निगम में रजिस्ट्रेशन सं० 60/24-25
तिथि 4/9/24 द्वारा समर्पित नक्शा वि०न०अ० 2007 की
धारा 314 के प्रावधानों के तहत कार्यालय पत्रांक 2152
दिनांक 24.9.2024 द्वारा (B+G+04) व्यावसायिक व आवासीय
भवन का नक्शा स्वीकृत किया गया। स्वीकृत नक्शे का मान्य
स्वीकृत तिथि से पाँच वर्षों के लिए है।

Dy. Municipal Commissioner
Bhagalpur Municipal Corporation
24/9/2024