

SITE PLAN
SCALE:- 1:200



SOUTH SIDE ELEVATION
SCALE:- 1:100

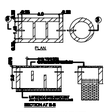

DETAIL OF SEPTIC TANK & SOAKAGE PIT



FRONT ELEVATION
SCALE:- 1:100

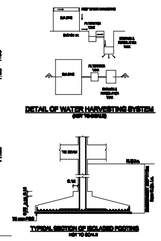

TYPICAL SECTION OF ISOLATED FOOTING
NOT TO SCALE

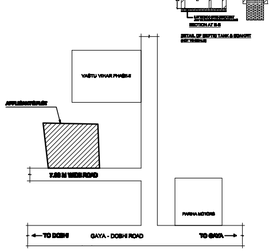

LOCATION PLAN
SCALE:- 1:1000

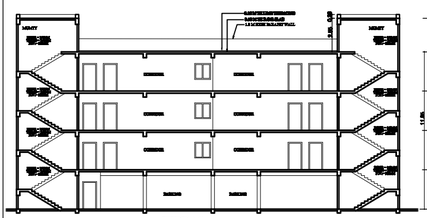

SECTION A-A'
SCALE:- 1:100



SECTION B-B'
SCALE:- 1:100

FIRE LEGENDS

1. UNDERGROUND WATER STATIC TANK OF 20,000 LITRES CAPACITY	–	20,000
2. SIAMESE CONNECTION	–	
3. HYDRANT POINT	–	
4. HOSE REEL	–	
5. FIRE RESISTANCE CHECK DOOR	–	FD
6. EMERGENCY LIGHT	–	
7. ILLUMINATED EXIT SIGN	–	EXIT
8. MANUAL CALL ALARM SYSTEM	–	
9. OVER HEAD WATER STATIC TANK OF 20,000 LITRES CAPACITY	–	20,000
10. AUTOMATIC SPRINKLER INSTALLATION	–	S
11. SMOKE DETECTOR	–	

PROJECT DETAILS

PROPOSED RESIDENTIAL APARTMENT "KANIYA TIRAHAD SHIKA" RESIDENCE FOR "MAHENDRA DEVELOPERS PRIVATE LIMITED" DIRECTOR - MR. JYOTI KUMAR SHIKA AT KHATA NO. 62 (OLD)& 1028(NEW), PLOT NO. 694 (OLD) & 1026 (NEW), MAUZA - DHARAPU, P.S - KOERHATA, DIST.- GAYA

AREA CALCULATION

TOTAL PLOT AREA (AS PER DEED)	1696.44 sqm
TOTAL PLOT AREA (AS PER SITE)	1691.69 sqm
NET PLOT AREA	1691.69 sqm
GROUND FLOOR B.U. AREA	176.58 sqm
FIRST FLOOR B.U. AREA	647.35 sqm
SECOND FL. B.U. AREA	647.35 sqm
SECOND FL. PROJECTED BALCONY B.U. AREA	14.79 sqm
THIRD FLOOR B.U. AREA	647.35 sqm
THIRD FL. PROJECTED BALCONY B.U. AREA	14.79 sqm
TOTAL BUILTUP AREA	2151.38 sqm
F.A.R. ACHIEVED	1.27
GROUND COVERAGE	69.55 %

PARKING AREA CALCULATION

TOTAL BUILT UP AREA =2151.38 SQ.M.
REQUIRED PARKING AREA FOR @ 50% OF 2151.69 SQ.M. = 537.84 SQ.M.

TOTAL PARKING AREA REQUIRED = 537.84 SQ.M.
TOTAL PARKING AREA PROVIDED = 540.00 SQ.M.

WATER TANK CALCULATION

TOTAL NO. OF FLAT = 20 NOS.
NO. OF PERSON @ 2 PERSON/FLAT = 2 x 20 = 134 PERSONS
TOILETS NOS. EXTRA = 2 x 20/ 100 = 20 PERSONS
TOTAL NO. OF PERSONS = 134 + 20 = 154
WATER REQUIRED @ 135 LTR/ PERSON = 154 x 135 = 20880 LTRS
20880 LTRS = 20.88 CUM.
PROPOSED WATER TANK SIZE
3.0 x 3.0 x 1.20 = 10.80 CUM.

SEPTIC TANK CALCULATION

TOTAL NOS OF PERSON @ 2 PERSONS
BT BLOCK FLAT = 6 x 20 = 120
B-1 TOILETS = 20 PERSONS
TOTAL NOS OF PERSONS = 120+20 =140
REQUIRED SEPTIC TANK VOLUME = 140 x 0.227 = 31.81 CUM
PROVIDED SEPTIC TANK SIZE
3.00 x 3.0 x 1.0 = 10.80 CUM.
TOTAL = 10.80 CUM.

WATER HARVESTING CALCULATION

TERRACE AREA = 698.91 SQ.M.
REQUIRED WH. CAPACITY @ 4 CUM/HR. 100 SQ.M. OF TERRACE AREA
= 4 x (698.91/100) = 40.31 CUM.
PROVIDED WATER HARVESTING SIZE = 3.0 X 10 X 1.60 = 48.0 CUM.

ALL DIMENSIONS ARE IN METRE UNLESS SPECIFIED | 1/2

NORTH	SCALE	SIGNATURE OF OWNER/DIRECTOR
	1:100 1:200	
SIGNATURE OF STRUCTURE ENGINEER		SIGNATURE OF ARCHITECT

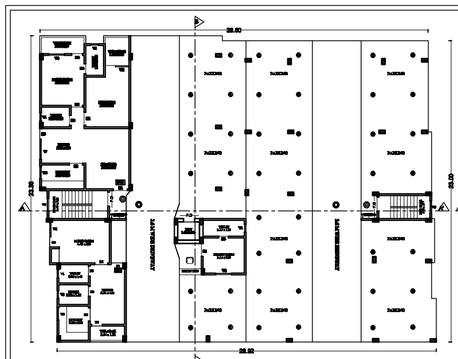

GROUND FLOOR PLAN
SCALE:- 1:100

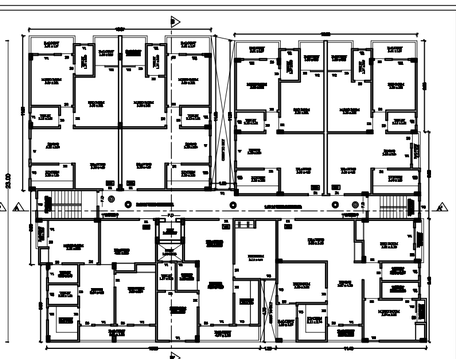

FIRST FLOOR PLAN
SCALE:- 1:100

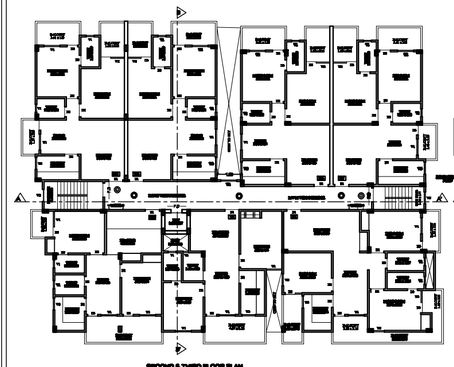

SECOND & THIRD FLOOR PLAN
SCALE:- 1:100

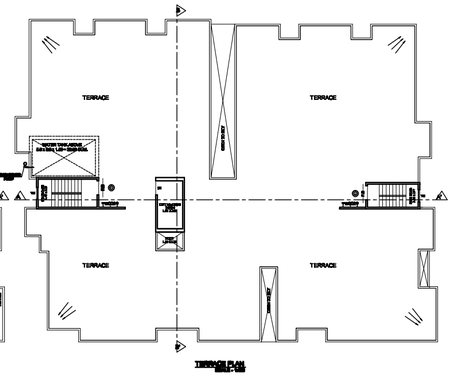

TERRACE PLAN
SCALE:- 1:100

PROJECT DETAILS

PROPOSED RESIDENTIAL APARTMENT "KANIYA TIRAHAD SHIKA" RESIDENCE FOR "MAHENDRA DEVELOPERS PRIVATE LIMITED" DIRECTOR - MR. JYOTI KUMAR SHIKA AT KHATA NO. 62 (OLD)& 1028(NEW), PLOT NO. 694 (OLD) & 1026 (NEW), MAUZA - DHARAPU, P.S - KOERHATA, DIST.- GAYA

SPECIFICATION

1. R.C.C TWENIE TREARED PILE FOUNDATION AS PER DETAIL GIVEN IN THIS DRAWING.
2. 1ST CLASS BRICK WORK IN CEMENT MORTER(1:6) IN SUPER STRUCTURE.
3. HEIGHT OF PLINTH FROM AVG. GROUND IN FRONT OF THE BUILDING SHALL BE 0.45 M. AND FLOOR TO FLOOR HEIGHT SHALL BE 3.20 M. EXCEPT GROUND FLOOR.
4. 0.600 THI R.C. CONC., M.C. BOUND THERE BEING.
5. A 0.150 THI TANK CONSISTS OVER R.S.BRICK FLAT SLAB.
6. 0.15 THI R.C.C. BAND AT DOOR & WINDOW CORNICES.
7. 0.15 CEMENT PLASTER ON BOTH SIDE OF WALL.
8. WHITE & COLOUR WASH AS PER CHOICE.

SCHEDULE OF DOOR & WINDOW

PARTICULAR	SIZE	REMARKS
D1	1.00 X 2.10	FLUSH DOOR
D2	1.00 X 2.10	FLUSH DOOR
D3	0.75 X 2.10	FLUSH DOOR
W	1.20 X 1.20	GLAZED
W1	1.20 X 1.20	GLAZED
W2	1.20 X 1.20	GLAZED
W3	0.90 X 1.20	GLAZED
V1	0.60 X 0.90	GLAZED LOUVER
V2	0.45 X 0.90	GLAZED LOUVER

FIRE LEGENDS

1. UNDERGROUND WATER STATIC TANK OF 20,000 LITRES CAPACITY	–	20,000
2. SIAMESE CONNECTION	–	
3. HYDRANT POINT	–	
4. HOSE REEL	–	
5. FIRE RESISTANCE CHECK DOOR	–	FD
6. EMERGENCY LIGHT	–	
7. ILLUMINATED EXIT SIGN	–	EXIT
8. MANUAL CALL ALARM SYSTEM	–	
9. OVER HEAD WATER STATIC TANK OF 20,000 LITRES CAPACITY	–	20,000
10. AUTOMATIC SPRINKLER INSTALLATION	–	S
11. SMOKE DETECTOR	–	

ALL DIMENSIONS ARE IN METRE UNLESS SPECIFIED | 2/2

NORTH	SCALE	SIGNATURE OF OWNER/DIRECTOR
	1:100 1:200	
SIGNATURE OF STRUCTURE ENGINEER		SIGNATURE OF ARCHITECT