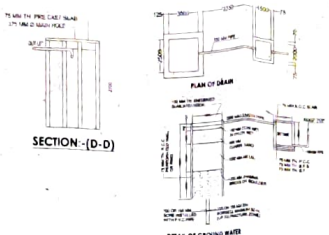
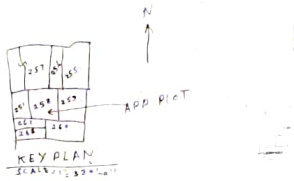


DETAIL OF FOUNDATION





LOCATION PLAN



AREA CALCULATION

TOTAL PLOT AREA	1340.0 sqm
NET PLOT AREA	1340.0 sqm
GROUND FLOOR AREA	536.0 sqm
FIRST FLOOR AREA	544.0 sqm
SECOND FLOOR AREA	544.0 sqm
THIRD FLOOR AREA	544.0 sqm
TOTAL BUILT UP AREA	1918.1 sqm
F.A.R. ACHIEVED	1.73

PARKING CALCULATION

TOTAL BUILDUP AREA	1918.1 sqm
25% TOTAL BUILT UP AREA = 1918.1 x 25%	479.54 sqm
AREA REQUIRED FOR PARKING	479.54 sqm
AREA PROVIDED FOR PARKING	491.38 sqm
IN GROUND FLOOR	491.38 sqm
TOTAL AREA PROVIDED FOR PARKING	491.38 sqm

WATER SUPPLY CALCULATION

TOTAL NO OF UNITS	27 nos.
TOTAL NO OF PERSONS = 6 X 27 = 162	162 nos.
DAILY PERSON WISE WATER = 135 LTR/DAY	21870.0 ltr/day
TOTAL REQUIRED WATER = 162 X 135 = 21870 LTR/DAY	21.87 cu.m.
VOLUME OF WATER TANK PROVIDED = 5.44 X 2.94 X 1.40 = 22.42 CU.M.	22.42 cu.m.
TOTAL VOL. OF WATER TANK PROVIDED = 22.42 CU.M.	22.42 cu.m.
OVERHEAD WATER TANK FOR FIRE FIGHTING	
VOLUME OF WATER TANK PROVIDED = 5.32 X 1.52 X 1.40 = 11.30 CU.M.	11.30 cu.m.

RAINWATER HARVESTING CALCULATION

REQUIRED CAPACITY OF RECHARGE TRENCH VOLUME = RUN OFF AREA X 1 M / 1000
TOTAL CATCHMENT AREA = 850 SQ.M.
NET EFFECTIVE AREA = 850 X 0.85 = 722.5 SQ.M.
722.5 X 1 / 1000 = 0.72 CU.M.
PROVIDED VOLUME OF RECHARGE TRENCH = 1.00 X 0.75 X 1.00 = 0.75 CU.M.

SCHEDULE OF DOORS & WINDOWS

SL NO	TYPE	WIDTH	HEIGHT	NOS.	LENTH	DESCRIPTION
1	D1	0.90	2.10	54	2.79	PANEL DOOR
2	D2	0.80	2.10	54	2.79	PANEL DOOR
3	D3	0.75	2.10	54	2.79	PANEL DOOR
4	D4	0.70	2.10	54	2.79	PANEL DOOR
5	W	1.50	1.20	54	2.79	FULLY GLAZED
6	W1	1.20	1.20	54	2.79	FULLY GLAZED
7	W2	1.77	1.20	54	2.79	FULLY GLAZED
8	W3	1.80	1.20	54	2.79	FULLY GLAZED WITH MOSQUITO NET
9	W4	1.20	1.20	54	2.79	FULLY GLAZED
10	W5	0.90	0.90	54	2.79	FULLY GLAZED
11	W6	0.90	0.90	54	2.79	FULLY GLAZED WITH MOSQUITO NET
12	W7	0.90	0.90	54	2.79	FULLY GLAZED
13	W8	0.61	0.61	54	2.79	FULLY GLAZED
14	W9	1.80	1.20	54	2.79	FULLY GLAZED
15	W10	1.81	1.20	54	2.79	FULLY GLAZED

SPECIFICATION

1. R.C.C UNDER REAMED PILE FOUNDATION AS PER DETAIL GIVEN IN THIS DRAWING.
2. 1ST CLASS BRICK WORK IN CEMENT MORTER (1:6) IN SUPER STRUCTURE.
3. HEIGHT OF PLINTH FLOOR AREA SHOWN IN SECTION.
4. 0.01 LP.S FLOORING OVER 0.75 DRY REMOTE RBRA OVER FLAT BRICK SOLING OVER LOCAL SAND FILLING.
5. 0.050 TH C.P.C. ON P.L. ALL ROUND THE BUILDING.
6. 0.010 CH. LEAL CONCRETE OVER 0.100TH R.C.C. SLAB.
7. 0.15 TH. R.C.C. BAND AT DOORS & WINDOWS OPENINGS.
8. 0.12 CEMENT PLASTER ON BOTH SIDE OF WALL.
9. WHITE & COLOUR WASH AS PER CHOICE.

FIRE LEGEND

1. HYDRANT LAYOUT VALVE WITT
2. HOSE REEL
3. SPRINKLER CONNECTION FOR FIRE BRIGDE USE TO THE WET RISERS SYSTEM
4. MANUAL CALL POINT
5. INDICATER PANEL
6. AREA COVERAGE BY SMOKE DETECTORS FIRE ALARM CALL POINT
7. AUDIABLE WARNING DEVICE
8. FIRE EXSTINGUISHER
9. SPRINKLERS
10. LIFTED HEAD WATER TANK
11. UNDER GROUND WATER TANK WITH HYDRANTS ,BOTTLINE ARRANGEMENT
12. F.B. DOOR
13. MS. PUMPSET CONNECTION
14. LPG DISPLASH OUT LET
15. LIGHTENT POINT CONNECTED
16. PA EMERGENCY SYSTEM
17. DOOR MOUNTED ALARM

SEPTIC TANK CALCULATION

TOTAL NO OF UNITS	27 nos.
TOTAL NO OF PERSONS = 6 X 27 = PERSONS	162 nos.
1 PERSON R.L.D. = VOLUME =	0.045 CU.M./DAY
TOTAL REQUIRED CAPACITY = 162 X 0.045 =	13.77 CU.M./DAY
PROVIDED VOLUME OF SEPTIC TANK =	4.00 x 2.00 x 1.70 = 16.00 CU.M.
VOLUME OF SEPTIC TANK PROVIDED =	16.00 cu. m.

PLOT DETAILS :
PROPOSED RESIDENTIAL BUILDING FOR
SRI BHOLA PRASAD SINGH,
S/O- LATE BANSHI PRASAD SINGH,
A.S. KHESRA PLOT NO. 258,
KHATA NO- 54, MAUZA - JAGANPURA
THANA - RAMKRISHNA NAGAR
THANA NO. 26, RAMKRISHNA NAGAR,PATNA

NORTH | SCALE 1:100 1:200 | DRG NO 01/02

SIGN OF OWNER

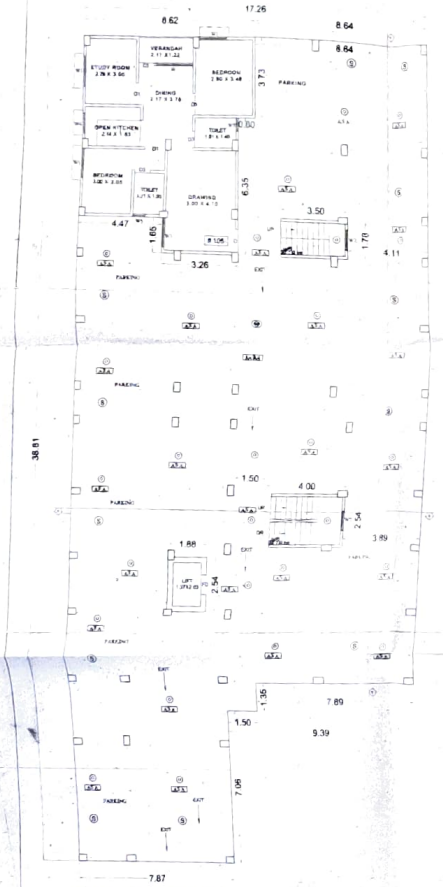
Er. Vijay Kumar
Structure Engineer
Lic No:-SE/08/16/PMC

SIGN. OF ENGINEER / STRUCTURE ENGINEER

ANAND KUMAR
(EMPANELED ARCHITECT)
EMPANELMENT NO -A0/19/15
PATNA MUNICIPAL CORPORATION

SIGN. OF ARCHITECT

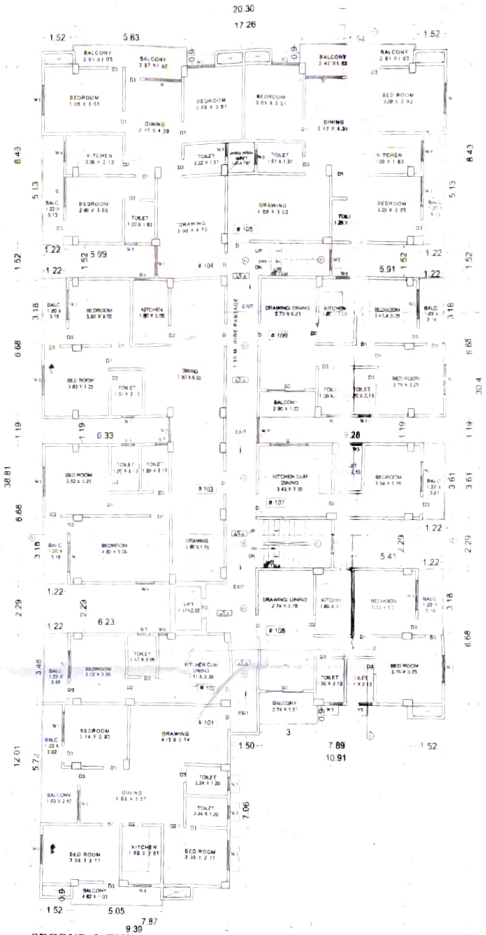
PATNA MUNICIPAL CORPORATION
PATNA REGIONAL DEVELOPMENT AUTHORITY (PRDA)
Building Plan No. 03 Dt. 19
Sanction of Plan Accorded under Section 314, 315, 316 & 317 of the Bihar Municipal Act 2007
by the Municipal Commissioner, Patna on
Dated 8/5/19
"A NOTION OF PLAN ACCOLADED"



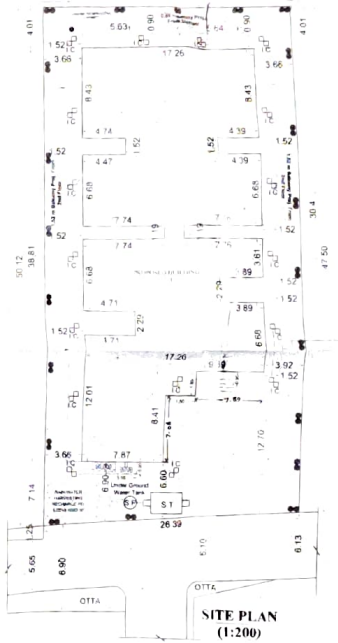
GROUND FLOOR PLAN



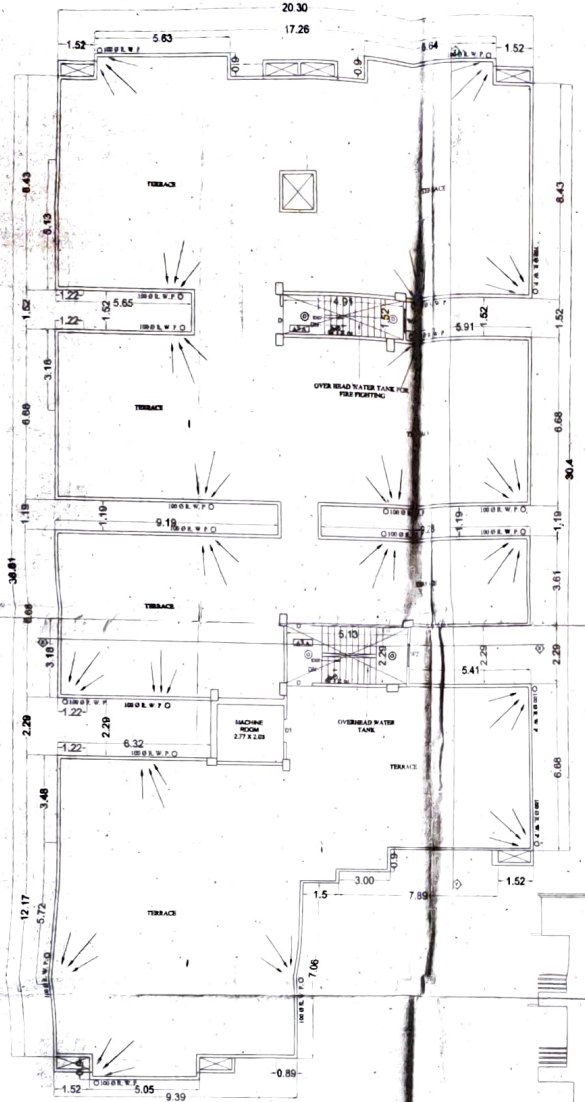
FIRST FLOOR PLAN



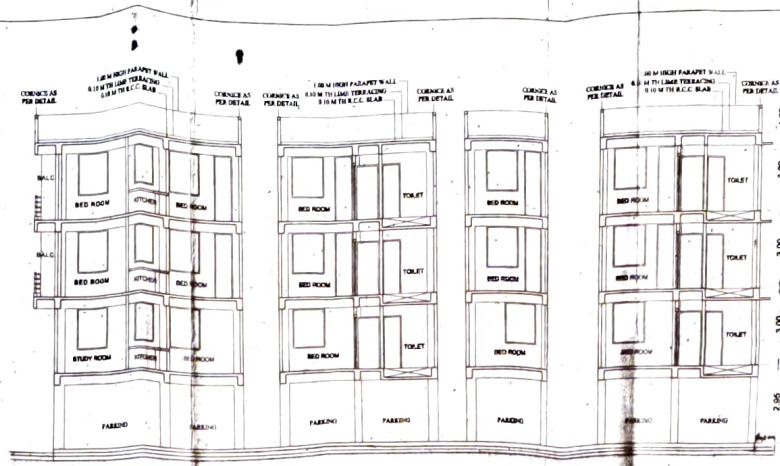
SECOND & THIRD FLOOR PLAN



SITE PLAN
(1:200)



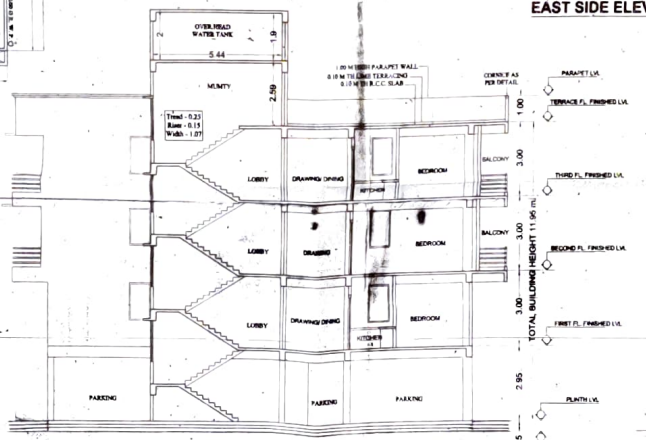
TERRACE FLOOR PLAN



SECTION Y-Y



EAST SIDE ELEVATION



SECTION X-X



FRONT ELEVATION

SCHEDULE OF DOORS & WINDOWS

SL.NO.	TYPE	WIDTH	HEIGHT	SILL	LINTEL	DESCRIPTION
1	D	1.07	2.79	0.0	2.79	FLUSH DOOR
2	D1	0.99	2.29	0.0	2.29	FLUSH DOOR
3	D2	0.91	2.29	0.0	2.29	FLUSH DOOR
4	GD	0.76	2.29	0.0	2.29	FLUSH DOOR
5	W	1.83	1.98	0.91	2.29	FULLY GLASED
6	W1	1.37	1.98	0.91	2.29	FULLY GLASED
7	W2	1.37	45 MM ELEVATION			FULLY GLASED
8	W3	1.98	1.98	0.91	2.29	FULLY GLASED
9	W4	0.91	0.91	1.37	2.29	FULLY GLASED LOUVER
10	W5	0.61	0.91	1.37	2.29	FULLY GLASED LOUVER
11	GW	3.12	1.98	0.91	2.29	FULLY GLASED
12	GW1	1.83	2.79	0.0	2.29	FULLY GLASED

SPECIFICATION

1. R.C.C UNDER REAMED PILE FOUNDATION AS PER DETAIL GIVEN IN THE DRAWING.
2. 1ST CLASS BRICK WORK IN CEMENT MORTER (1:6) IN SUPER STRUCTURE.
3. HEIGHT OF PLINTH FLOOR AREA SHOWN IN SECTION
4. 6.0 M.M. FLOORING OVER 0.75 DRY RAMMED JERIA
5. 100 M.M. FLAT BRICK SOLING OVER LOCAL SAND FILLING
6. 75 M.M. P.C.C. ON P.V. ALL AROUND THE BUILDING
7. 100 M.M. LIME CONCRETE OVER 0.100 M.M. R.C.C. SLAB
8. 0.100 M. R.C.C. BAND AT DOORS & WINDOWS OPENINGS
9. 12 M.M. CEMENT PLASTER ON BOTH SIDE OF WALL.
10. WHITE & COLOUR WASH AS PER CHOICE

FIRE LEGEND

1. HYDRANT LAYOUT VALVE WET
2. HOSE REEL
3. SIAMESE CONNECTION FOR FIRE BRIGADE
4. MAIN WET RISING SYSTEM
5. MANUAL CALL POINT
6. CONTROL PANEL
7. AREA COVERAGE BY SMOKE DETECTORS
8. FIRE ALARM CALL POINT
9. AUDIBLE WARNING DEVICE
10. FIRE LIGHTING DUCT
11. SPRINKLERS
12. OVER HEAD WATER TANK
13. UNDER GROUND WATER TANK WITH AUTOMATIC REFILING ARRANGEMENT
14. F.E. DOOR
15. MESSENGER CONNECTION
16. DOOR SMOKE OUT LET
17. LIGHTING POINT CONNECTED
18. AUTOMATIC SPRINKLER SYSTEM
19. FIRE EXTINGUISHER

PLOT DETAILS

PROPOSED RESIDENTIAL BUILDING FOR
SRI BHOLA PRASAD SINGH,
S/O - LATE BANSHI PRASAD SINGH,
AT KHESRA PLOT NO. 258,
KHATA NO. 54, MAUZA - JAGANPURA,
THANA - RAMKRISHNA NAGAR
THANA NO. 26, RAMKRISHANA NAGAR, PATNA.

NORTH

SCALE: 1:100, 1:200

DRG.NO. 02/02

SIGN OF OWNER

Er. Vijay Kumar
Structure Engineer
Lic. No-SE/08/16/PMC

SIGN OF ENGINEER / STRUCTURE ENGINEER

Anand Kumar
(EMPANELED ARCHITECT)
EMPANELMENT NO. AR/10/15
PATNA MUNICIPAL CORPORATION
SIGN OF ARCHITECT

PATNA MUNICIPAL CORPORATION
PLANNING DEVELOPMENT AUTHORITY
P/SB/HOUSE-PPV-0113/18/PMC-19
Sanction is hereby accorded under Section 414, 315(2)15 & 317 of the Bihar Municipal Act 2007 by the Municipal Commissioner, Patna in
Memo - 8/8/19
Dated 8/8/19
NOTHING OF PLAN APPROVED