

SIDE ELEVATION



SECTION A-A



TYPICAL 1ST TO 3RD BUA DIAGRAM





GROUND BUA DIAGRAM

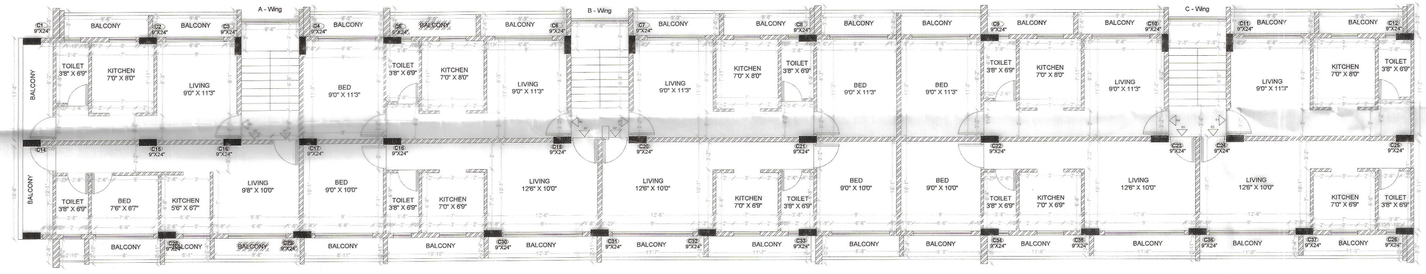

TYPICAL 1ST TO 3RD FLOOR PLAN

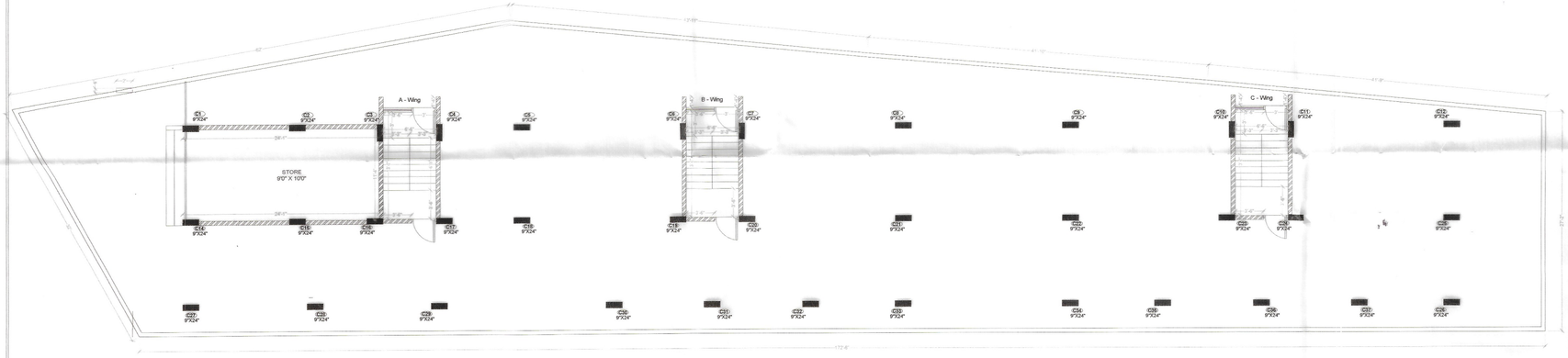

GROUND FLOOR PLAN

SPECIFICATION

FOUNDATION :- Providing & installing bored cast in situ RCC (reinforcement cement concrete) of specified dia and length below the pile cap in cement mortar 1:1/2:3 (1 cement :1/2mm coarse sand : 3 graded stone aggregate or 20mm nominal size) to carry the safe working load not less than specified.

SUPER STRUCTURE :- Providing 1st class brick work in cement mortar 1:6 or 1:4 (1 cement 6 fine sand)

LINTEL :- R.C.C. 1:2:4 (1 Cement :2 coarse sand :4 graded stone aggregate) at lintal level as per structure design.

ROOFING :-Providing 125mm R.C.C. roof slab with approved quality of stone chip and graded coarse sand as per structure design.

FLOORING :- Providing cement concrete flooring 1:2:4 (1 Cement :2 coarse sand : 4 graded stone aggregate) finish with a coat of neat sand including cement slurry.

WOOD WORK :-Providing and fixing good quality well dressed and well seasoned Sal wood work in Chaukhats(100x75) of door & window affix with s.s hinges and fitting 30mm. the non decorative type core of block board and commercial 3 ply veneers with ver. gains & face of shutter.

PLASTERING :-12mm thick cement plaster (1:6) with fine sand inner and outer side of wall.

COLOURING :-Two coats white wash or colour as per choice.

TOILET :-As per septic type.

ELECTRICALS :-Concealed P.V.C. conduit wiring with standared electrical accessories electrical accessories :- power point, electrical fittings like tubes,bulbs..etc..

STRUCTURAL NOTES :-

1.) All RCC construction work shall be done strictly as per IS 456-2000 & IS 13920-1993

2.) High yield strength steel (deformed bars) having yield stress not less than 415 N/mm (FE415) conferming to IS 1786-1985 shall be used as reinforcement unless specified otherwise.

3.) Concrete specifications shall be as per IS 456-2000 & IS 13920-1993.

4.) Concrete mix shall be as follows unless specified otherwise :-
(A) Foundation, Beams and Columns = M20

5.) Clear minimum cover for main reinforcement is as follows :- unless specified otherwise.
(A) Beam - 25mm or the diameter of the bar whichever is greater.
(B) Slab - 20mm or the diameter of the bar whichever is greater.
(C) Column - 40mm or the diameter of the bar whichever is greater.

6.) Bending and fixing of bars for reinforcement shall be as per IS 2502-1963 and IS 5525-1969.

7.) This structural drawing should be compared with the detailed relevant architectural drawing before execution.

8.) Foundation has been Design for a soil bearing capacity of 7.50t/m2. At the required depth will be conformed be soil test.

OWNER DETAILS.

SRI.- NEETISH KUMAR S/O SRI.- ANIL SINGH,

DESCRIPTION OF PROPOSAL & PROPERTY

PROPOSED RESIDENTIAL BUILDING FOR
DRISHTI KIRAN BUILDERS & DEVELOPERS OPC PVT. LTD.
SRI.- NEETISH KUMAR S/O SRI.- ANIL SINGH,
AT- ASHOK DHAM WARD NO-01 LAKHISARAI,
WARD NO-01, MAUZA- CHAUKY,
KHATA NO- 169, KHESRA NO- 1332,
TAUZI NO- 3689, THANA NO- 141,
ANCHAL• P.S - LAKHISARAI, LAKHISARAI MUNICIPAL COUNCIAL
DIST- LAKHISARAI (BIHAR).

BUILT UP AREA CALCULATION

PLOT AREA AS PAR DEED = 6120.18 SQFT

PLOT AREA AS PAR SITE = 6120.18 SQFT

BUA CALCULATION GROUND FLOOR

SR. NO.	LENGTH		WIDTH	NOS	TOTAL
1	23'9"	X	12'4"	1	294.50 SQFT.
2	14'2"	X	7'6"	3	320.62 SQFT.
TOTAL					615.12 SQFT.

BUA CALCULATION FIRST FLOOR

SR. NO.	LENGTH		WIDTH	NOS	TOTAL
1	153'4"	X	22'10"	1	3,505.19 SQFT.
2	7'6"	X	2'0"	3	45.00 SQFT.
TOTAL					3,550.19 SQFT.

BUA CALCULATION FIRST TO THIRD FLOOR
3,550.19 X 3 = 10,650.57 SQFT.

TOTAL BUA CALCULATION
10,650.57 + 615.12 = 11,265.69 SQFT.

TOTAL PARKING AREA = 2890.07 SQFT

FAR = 1.84

DOOR WINDOW SCHEDULE

D	3'3"	X	7'0"	DOOR
D1	3'0"	X	7'0"	DOOR
D2	2'6"	X	6'0"	DOOR
W	8'0"	X	7'0"	WINDOW
W1	7'0"	X	7'0"	WINDOW
W2	4'0"	X	7'0"	WINDOW
V	2'0"	X	3'0"	WINDOW

CONTENT OF THE SHEET

GROUND FLOOR PLAN, FIRST FLOOR PLAN, SECOND FLOOR PLAN & BUA CALCULATION, TERRACE FLOOR PLAN, SECTION A-A, FRONT ELEVATION,DOOR WINDOW SCHEDULE.

Neetish Kr.

Ar. Anil Singh Kushwaha
B. Tech (Arch.)
NIT BIHAR, PATNA
Building Planner & Estimator
Nagar Parishad, Lakhisarai
Lic. No.-11/18

SIGNATURE OF OWNER | SIGNATURE OF ENGINEER

PLAN No - 107/B.P 22-23

Executive Officer
Municipal Council
Lakhisarai

SIGNATURE OF PASSING AUTHORITY

नगर प्रबंधक
नगर परिषद, लखीसराय

कनीय अभियंता
नगर परिषद, लखीसराय

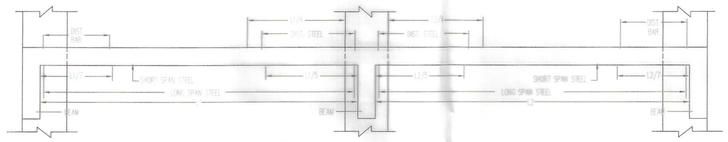

TYPICAL DETAILS OF SLAB

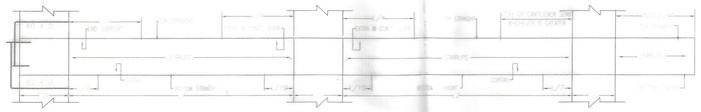

TYPICAL DETAILS OF BEAM

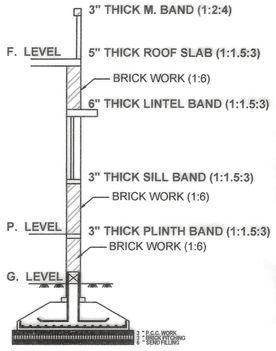

CROSS SECTION DETAILS
FOUNDATION TO ROOF LEVEL

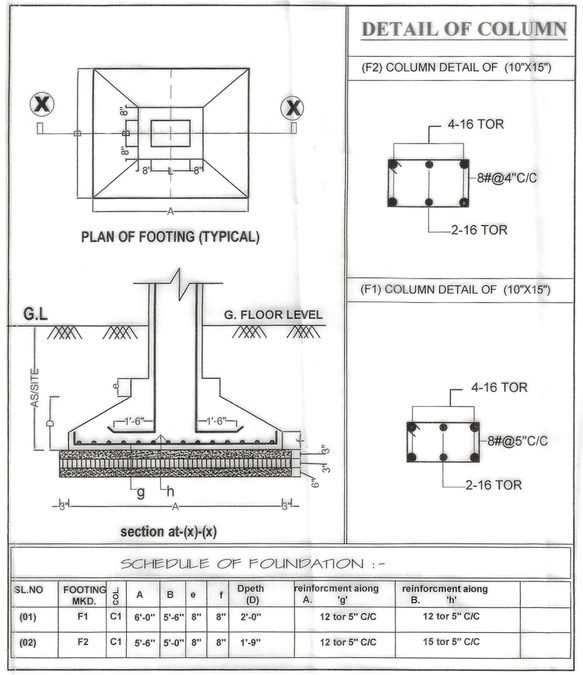

SCHEDULE OF FOUNDATION :-

SL.NO	FOOTING MKD.	COL.	A	B	e	f	Dpeth (D)	reinforcment aiong A. 'g'	reinforcment aiong B. 'h'	
(01)	F1	C1	6'-0"	5'-6"	8"	8"	2'-0"	12 tor 5" C/C	12 tor 5" C/C	
(02)	F2	C1	5'-6"	5'-0"	8"	8"	1'-9"	12 tor 5" C/C	15 tor 5" C/C	



ENTRANCE GATE
SCALE : NTS

SPECIFICATION

FOUNDATION :- Providing & installing bored cast in situ RCC (reinforcement cement concrete) of specified dia and length below the pile cap in cement mortar 1:1/2:3 (1cement :1/2mm coarse sand : 3 graded stone aggregate or 20mm nominal size) to carry the safe working load not less than specified.
SUPER STRUCTURE :- Providing 1st class brick work in cement mortar 1:6 or 1:4 (1 cement 6 fine sand)
LINTEL :- R.C.C. 1:2:4 (1 Cement :2 coarse sand :4 graded stone aggregate) at lintal level as per structure design.
ROOFING :-Providing 125mm R.C.C. roof slab with approved quality of stone chip and graded coarse sand as per structure design.
FLOORING :-Providing cement concrete flooring 1:2:4 (1 Cement :2 coarse sand : 4 graded stone aggregate) finish with a coat of neat sand including cement slurry.
WOOD WORK :-Providing and fixing good quality well dressed and well seasoned Sal wood work in Chaukhats(100x75) of door & window affix with s.s hinges and fitting 30mm. the non decorative type core of block board and commercial 3 ply veneers with wr. gains & face of shutter.
PLASTERING :-12mm thick cement plaster (1:6) with fine sand inner and outer side of wall.
COLOURING :-Two coats white wash or colour as per choice.
TOILET :-As per septic type.
ELECTRICALS :-Concealed P.V.C. conduit wiring with standared electrical accessories electrical accessories :- power point, electrical fittings like tubes,bulbs..etc..

STRUCTURAL NOTES :-

1.) All RCC construction work shall be done strictly as per IS 456-2000 & IS 13920-1993
2.) High yield strength steel (deformed bars) having yield stress not less than 415 N/mm (FE415) conferming to IS 1786-1985 shall be used as reinforcement unless specified otherwise.
3.) Concrete specifications shall be as per IS 456-2000 & IS 13920-1993.
4.) Concrete mix shall be as follows unless specified otherwise :-
(A) Foundation, Beams and Columns - M20
5.) Clear minimum cover for main reinforcement is as follows :-
unless specified otherwise.
(A) Beam - 25mm or the diameter of the bar whichever is greater.
(B) Slab - 20mm or the diameter of the bar whichever is greater.
(C) Column - 40mm or the diameter of the bar whichever is greater.
6.) Bending and fixing of bars for reinforcement shall be as per IS 2502-1963 and IS 5525-1969.
7.) This structural drawing should be compared with the detailed relevant architectural drawing before execution.
8.) Foundation has been Design for a soil bearing capacity of 7.50t/m2. At the required depth will be conformed be soil test.

OWNER DETAILS.

SRI.- NEETISH KUMAR S/O SRI.- ANIL SINGH,

DESCRIPTION OF PROPOSAL & PROPERTY

PROPOSED RESIDENTIAL BUILDING FOR
DRISHTI KIRAN BUILDERS & DEVELOPERS OPC PVT. LTD.
SRI.- NEETISH KUMAR S/O SRI.- ANIL SINGH,
AT- ASHOK DHAM WARD NO-01 LAKHISARAI,
WARD NO-01, MAUZA- CHAUKY,
KHATA NO- 169, KHESRA NO- 1332,
TAUZI NO- 3689, THANA NO- 141,
ANCHAL+ P.S.- LAKHISARAI, LAKHISARAI MUNICIPAL COUNCIAL
DIST- LAKHISARAI (BIHAR).

BUILT UP AREA CALCULATION

PLOT AREA AS PAR DEED = 6120.18 SQFT
PLOT AREA AS PAR SITE = 6120.18 SQFT

BUA CALCULATION GROUND FLOOR

SR. NO.	LENGTH		WIDTH	NOS	TOTAL
1	23'9"	X	12'4"	1	294.50 SQFT.
2	14'2"	X	7'6"	3	320.62 SQFT.
TOTAL					615.12 SQFT.

BUA CALCULATION FIRST FLOOR

SR. NO.	LENGTH		WIDTH	NOS	TOTAL
1	153'4"	X	22'10"	1	3,505.19 SQFT.
2	7'6"	X	20'	3	45.00 SQFT.
TOTAL					3,550.19 SQFT.

BUA CALCULATION FIRST TO THIRD FLOOR
3,550.19 X 3 = 10,650.57 SQFT.

TOTAL BUA CALCULATION
10,650.57 + 615.12 = 11,265.69 SQFT.

TOTAL PARKING AREA = 2890.07 SQFT

FAR = 1.84

DOOR WINDOW SCHEDULE

D	3'3"	X	7'0"	DOOR
D1	3'0"	X	7'0"	DOOR
D2	2'6"	X	6'0"	DOOR
W	8'0"	X	7'0"	WINDOW
W1	7'0"	X	7'0"	WINDOW
W2	4'0"	X	7'0"	WINDOW
V	2'0"	X	3'0"	WINDOW

CONTENT OF THE SHEET

GROUND FLOOR PLAN, FIRST FLOOR PLAN, SECOND FLOOR PLAN & BUA CALCULATION, TERRACE FLOOR PLAN, SECTION A-A, FRONT ELEVATION,DOOR WINDOW SCHEDULE.

Er. Jata Shankar Kumar
B. Tech (Civil)
NSIT BIHAR, PATNA
Building Planner & Estimator
Nagar Parishad, Lakhisarai
Lic. No.-11/18

SIGNATURE OF OWNER | SIGNATURE OF ENGINEER

PLAN No - 107 B.P 2022-23

Executive Officer
Municipal Council
Lakhisarai

SIGNATURE OF PASSING AUTHORITY

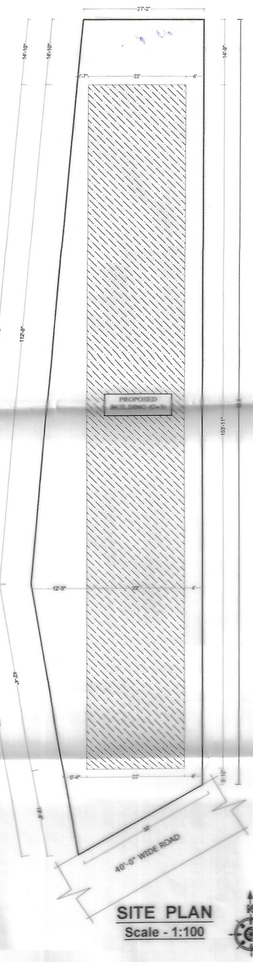

SITE PLAN
Scale - 1:100

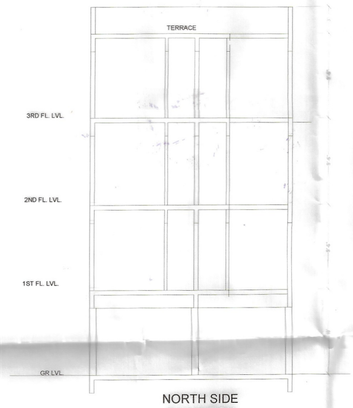

NORTH SIDE
ELEVATION

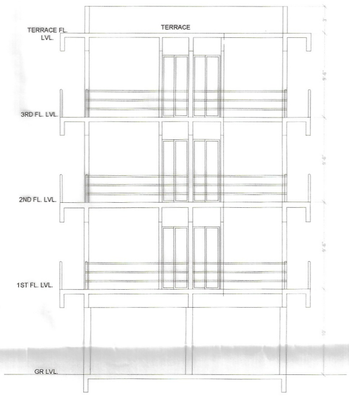

FRONT ELEVATION

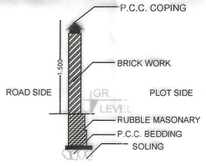

TYPICAL COMPOUND
WALL DETAIL

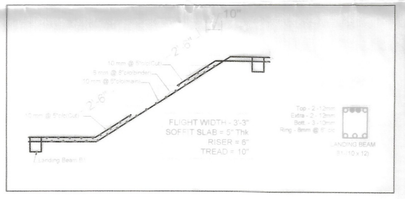

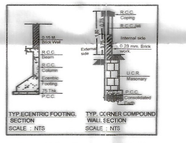

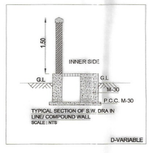

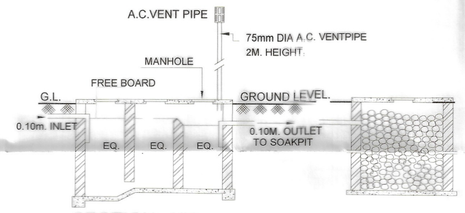

SECTION - XX
SCALE - NTS

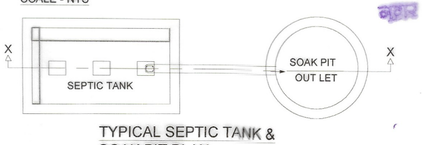

TYPICAL SEPTIC TANK &
SOAK PIT PLAN
SCALE : NTS



SECTION-AT `AA'
SCALE : NTS

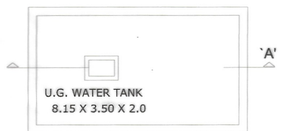

U.G.TANK PLAN
(SCALE : NTS)

