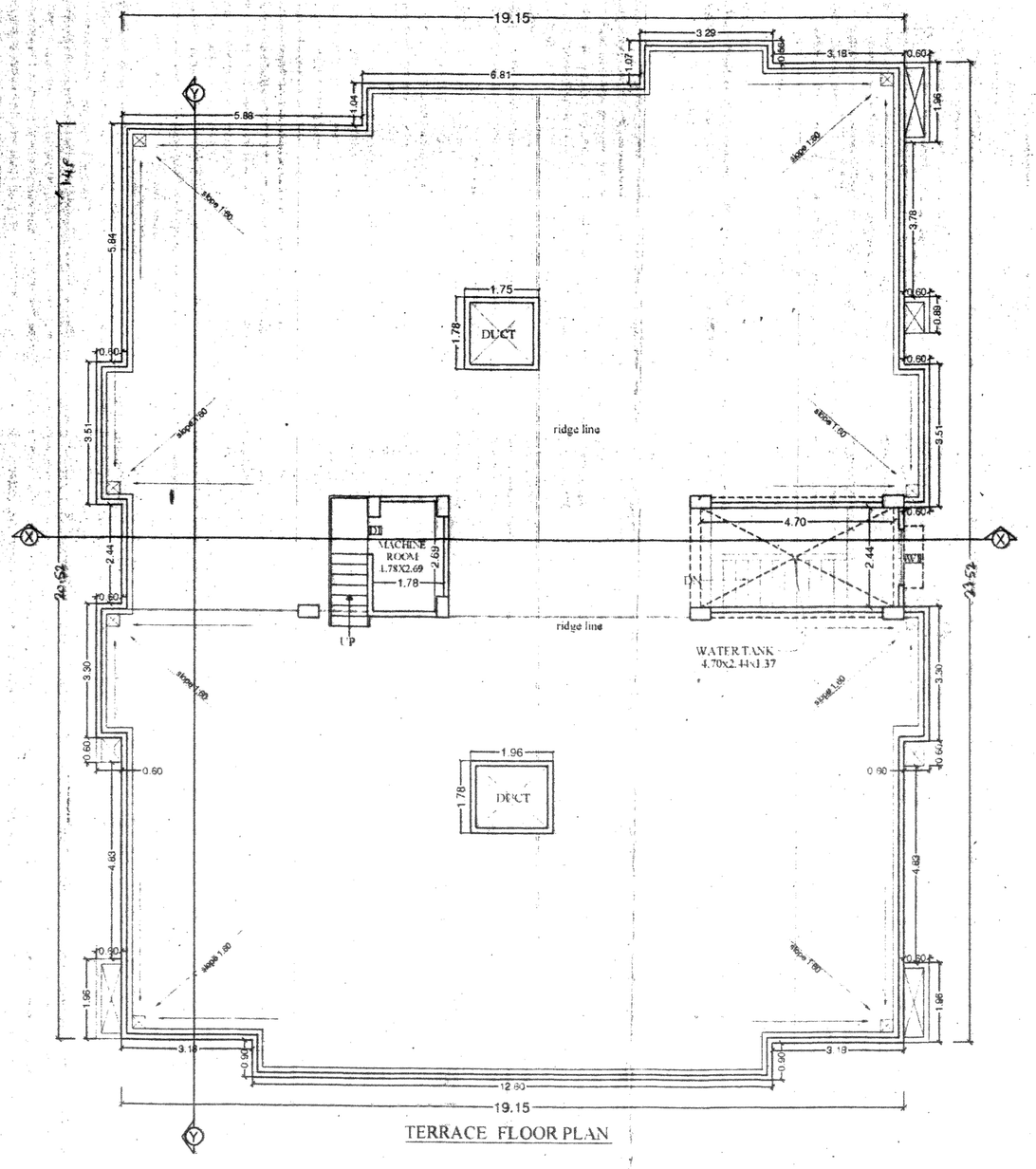

TERRACE FLOOR PLAN

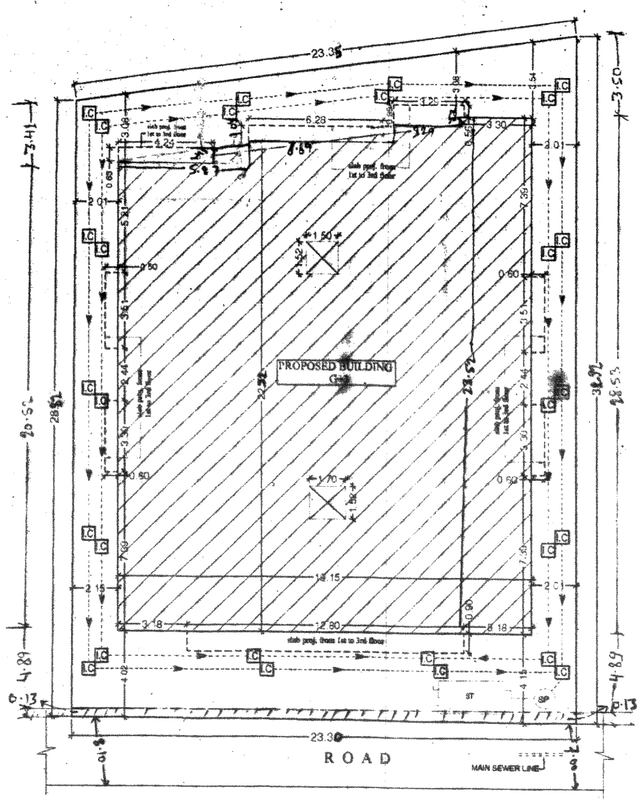

SITE PLAN
SCALE - 1:200

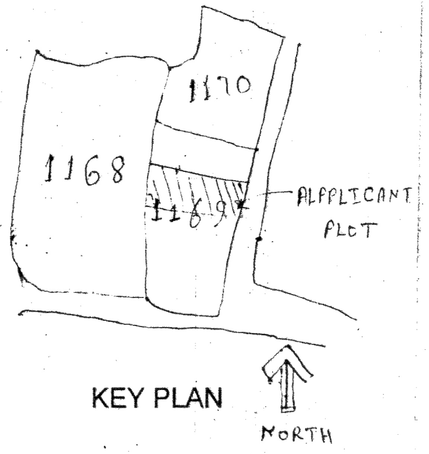

KEY PLAN

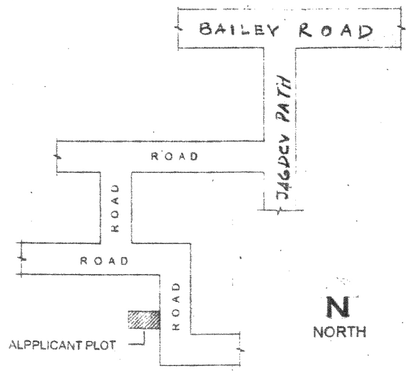

LOCATION PLAN
NOT TO SCALE

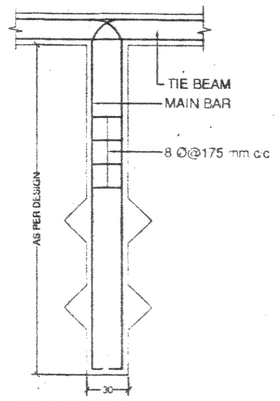

TYP. DET. OF PILE FOUNDATION

AS PER DESIGN
PILE BELOW PILE CAP.

TYP. DETAIL
OF FOUNDATION.

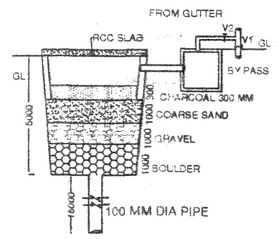

RECHARGE BORE WELL
SECTION A-A

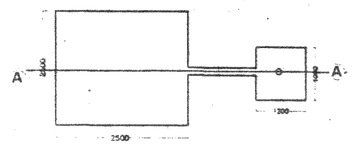

TYP PLAN OF RECHARGE BORE WELL

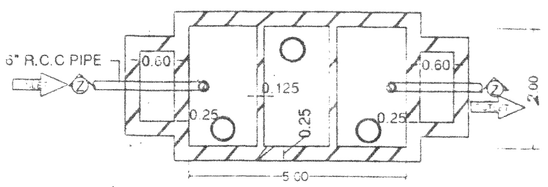

TYP.PLAN OF SEPTIC TANK.

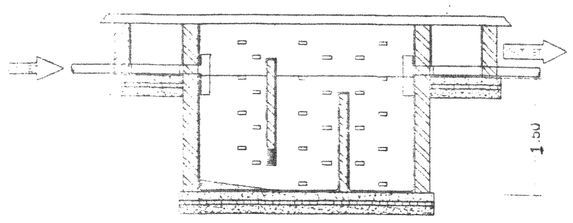

TYP. SECTION ON Z-Z

PARKING CALCULATION

TOTAL B/U AREA OF RESIDENTIAL = 1404.89 SQM.
REQUIRED PARKING @25%
OF TOTAL B/U AREA = 351.22 SQM.
TOTAL PROVIDED COVERED PARKING
AREA AT 372.89
TOTAL PROVIDED PARKING AREA=372.89 SQM.

WATER TANK CALCULATION

TOTAL NO. OF FLAT = 13 NOS
ONE FLAT 5 PERSON
TOTAL NO OF PERSON =13X 5=65
ONE PERSON REQU. WATER = 135 LTR./DAY
TOTAL REQU. WATER =65X 135 = 8775 LTR./DAY
TOTAL REQU. AREA OF WATER TANK =8.77 CUM
TOTAL PROV. AREA OF WATER TANK =
SIZE = (1) 4.70X2.44X1.37 =15.71
PROVIDE AREA 15.71 CUM.

SEPTIC TANK CALCULATION

TOTAL NO. OF FLAT = 13
ONE FLAT 5 PERSON
TOTAL NO OF PERSON = 13 X 5 =65
ONE PERSON REQU. AREA = 0.085C.M.
TOTAL REQU. AREA = 65 X 0.085 = 5.52 CUM
PROVIDE AREA OF SPTIC TANK
(SIZE),=5.00X2.00X1.50
TOTAL AREA OF SEPTIC TANK=15.0 CUM

SPECIFICATION

1. R.C.C UNDER REMMED PILE FOUNDATION AS PER DETAIL GIVEN IN THIS DRAWING.
2. 1ST CLASS BRICK WORK IN CEMENT MORTAR(1:6) IN SUPER STRUCTURE.
3. HEIGHT OF PLINTH FLOOR AREA SHOWN IN SECTION.
4. 0.03 I.P.S. FLOORING OVER 0.75 DRY REMMED KHOA OVER FLAT BRICK SOLING OVER LOCAL SAND FILLING.
5. 0.050 TH D.P.C. ON P.L. ALL ROUND THE BUILDING.
6. 0.110 TH LIME CONCRETE OVER 0.100TH R.C.C. SLAB.
7. 0.15 TH R.C.C. BAND AT DOORS & WINDOWS OPENINGS.
8. 0.12 CEMENT PLASTER ON BOTH SIDE OF WALL.
9. WHITE & COLOUR WASH AS PER CHOICE.

SCHEDULE OF DOORS & WINDOWS

SL.NO.	TYPE	WIDTH	SILL.	HEIGHT
1.	D	1.07	0.00	2.13
2.	D1	0.91	0.00	2.13
3.	D2	0.76	0.00	2.13
4.	D3	0.76	0.00	2.59
5.	W	1.83	0.76	1.83
6.	W1	1.37	0.76	1.83
7.	W2	0.91	1.07	1.52
8.	W3	0.61	1.52	1.07
8.	W4	0.91	0.76	1.83

AREA STATEMENT

TOTAL PLOT AREA AS/DEED = 708.45 SQM
TOTAL PLOT AREA AS/SITE = 708.45 SQM
TOTAL GROUND FLOOR B/UAREA = 604.18 SQM
TOTAL 1 ST. FLOOR B/U AREA = 440.83 SQM
TOTAL 2 ND. FLOOR B/U AREA = 451.94 SQM
TOTAL 3 RD. FLOOR B/U AREA = 451.94 SQM
TOTAL ALL FLOOR B/U AREA = 1404.89 SQM
F.A.R. ACHIEVED = 1.98

PLOT DETAILS .

PROPOSED RESIDENTIAL BUILDING
FOR OM CONSTRUCTIONS THROUGH
ITS PARTER SRI NILESH KUMAR SINHA
S/O PARMA NAND YADAV
AT MAUZA - DHANAUT
SARVEY PLOT NO - 1169 (P)
KHATA NO.-199
TAUZI - 5554
THANA NO. - 20
THANA - RUPASPUR
DIST. - PATNA.

NORTH	SCALE	DRG NO
Z	1:100/1:200	01/2

SIGN. OF OWNER

SIGN. OF ARCHITECT

Ar. PAWAN
COA Reg. No.-
Empanelled at
AR/5911

PATNA MUNICIPAL CORPORATION
P/Dhanaut PRN-GH3/536 dt. 17
15/01/19
13-2-19
13/02/19