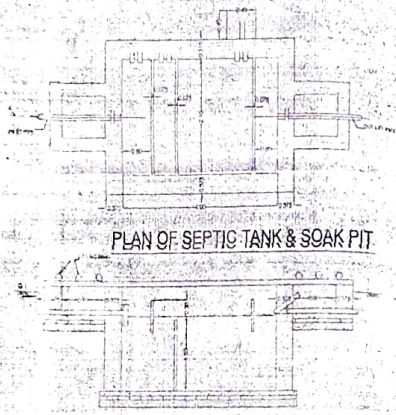

PLAN OF SEPTIC TANK & SOAK PIT

SECTION ON Z-Z

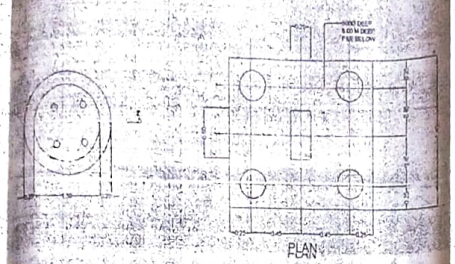

PLAN

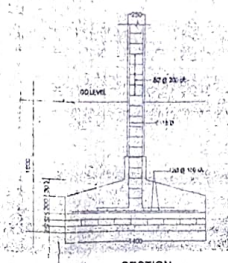

SECTION

DETAIL OF FOOTING FOUNDATION

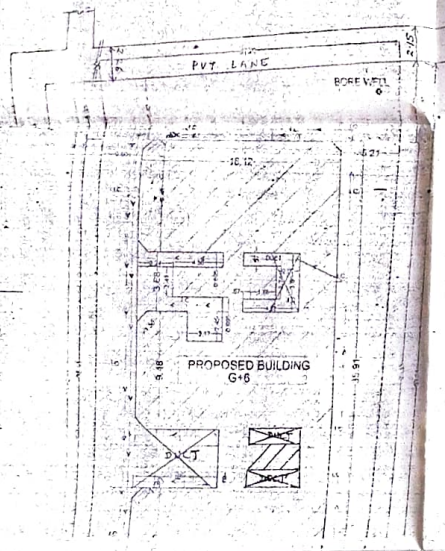

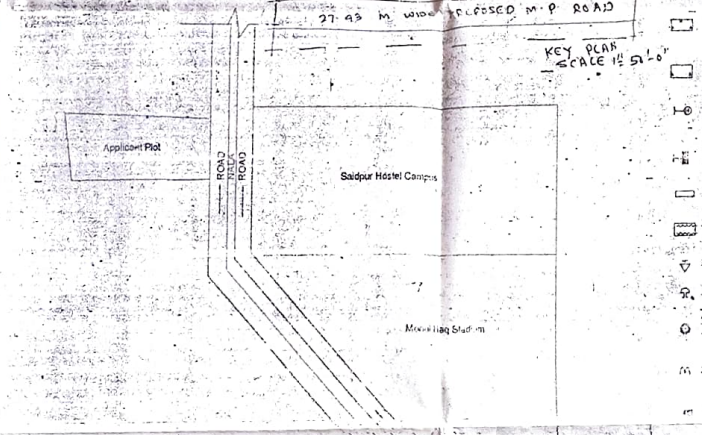

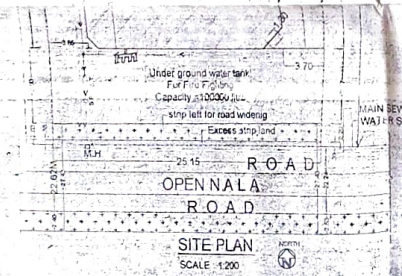

SITE PLAN
SCALE :- 1:200

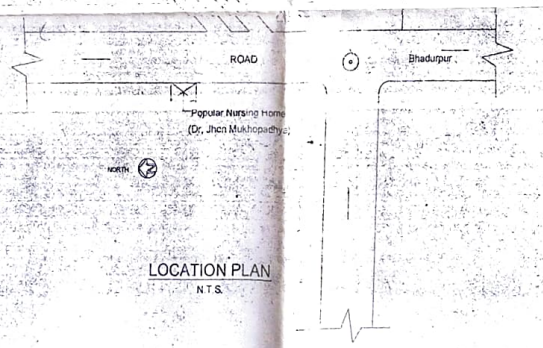

LOCATION PLAN
N.T.S.

LEGEND FOR FIRE PRACTICE

1 DOUBLE LEAF SWING SELF CLOSING DOOR FITTING
FIRE RESISTING DOOR OF 1 HOUR FIRE RESISTANCE-
DULY GLAZED WITH COPPER STEELS
INFORCED GUITABLE FIRE RES GLASS

2 FIRE HYDRANT WITH 3.5 KG WHEEL AT EACH AND
DAILY CONECTED TO THE WET RISING SYSTEM

3 SEAMASE CONNECTION TO THE WET RISING SYSTEM

4 AREA COVERED WITH AUTOMATIC SPRINKLER INSTALLATIONS
AS FOR THE RELEVANT I.S. CODE OF PRACTICE / FIRE RECOMMENDATION

5 AREA COVERED WITH AUTOMATIC HEAT DETECTORS AS PER THE
RELEVANT I.S. CODE OF PRACTICE / FIRE RECOMMENDATION
TO PROVIDE HEAT DETECTOR IN KITCHEN AND SMOKE DETECTOR IN OTHER AREAS.

6 INDICATOR PANEL FOR THE AUTOMATIC FIRE ALARM SYSTEM WITH AUTOMATIC
HEAT / SMOKE DETECTOR AS PER THE RELEVANT I.S. CODE OF PRACTICE / FIRE RECOMMENDATION
ETC.

7 LANDING VALVES DULY CONNECTED TO THE WET RISING SYSTEM AND AS PER
THE RELEVANT I.S. CODE OF PRACTICE / FIRE RECOMMENDATION

8 HOSE REELS WITH 30 METRS. LENGTH OF HOSE DULY CONNECTED TO THE WET
RISING SYSTEM AND AS PER THE RELEVANT I.S. CODE OF PRACTICE / FIRE
RECOMMENDATION

9 INSULATED COPPER STRIP OF 25 MM X 3 MM THICKNESS

10 UNDER GROUND STATIC WATER TANK OF 100000 LITRES WITH AUTOMATIC
REFILLING ARRANGEMENT

11 [illegible] OF [illegible] LITRES CAPACITY

12 PILOT LAMPS FOR THE AUTOMATIC ELECTRICAL FIRE ALARM SYSTEM

13 CALL POINT SWITCHES FOR ELECTRICAL FIRE ALARM SYSTEM WITH A
REPAIRABLE ELECTRICAL CONNECTION

14 MICROPHONE POSITIONS FOR THE PUBLIC ADDRESS SYSTEM

15 LOUDSPEAKERS OUTLETS FOR THE PUBLIC ADDRESS SYSTEM

PARKING CALCULATION

TOTAL NOS. OF FLAT =36
TOTAL NOS OF CAR =36
1 CAR PARKING SPACE FOR 20 SQ.MT.
SO TOTAL CAR PARKING AREA =36 X 20 =720 SQ.MT.
TOTAL PARKING AREA REQUIRED =720.00 SQ.MT.
TOTAL PARKING AREA PROVIDED=
+ COVERED AREA= FRONT & REAR OPEN AREA
=474.74+201.0+144 = 819.74 SQM

WATER SUPPLY CALCULATION

TOTAL NOS. OF FLAT = 36
ASSUMING 5 PERSONS PER FLAT 36A 5 =180 PERSONS
@ 135 LITERS / PERSONS / DAY = 180 X 135 = 24,300 LITERS
FOR DOMESTIC PURPOSE.
PROVIDED OF O. HEAD WATER TANK CAPACITY =24,700.00 LITERS
SIZE OF OVER HEAD WATER TANK
L =4.68 X W. =2.24X H = 1.20 = 12,311 LITERS =24,700 LITERS (SAY)
10,000.00 LITRES OVER HEAD WATER TANK PROVIDED FOR
FIRE FIGHTING & 1,00,000 LITRE UNDER GROUND WATER TANK
FOR FIRE FIGHTING
SIZE - (4.58m1.90x1.20)M

SEPTIC TANK CALCULATION

TOTAL NOS. OF PERSONS =180
REQUIRMENT OF SEPTIC TANK FOR180 PERSONS
@ 0.085 CUM. PER PERSONS PER DAY = 180 X 0.085 =15.30 CUM
PROVIDED OF SEPTIC TANK = 15.30 CUM.
SIZE OF SEPTIC TANK
L = 4.90 X W. = 2.10 X H. = 1.50 = 15.43 CUM.

SPECIFICATION

FOUNDATION : R.C.C. ISI GRADE FILE FOUNDATION AS PER STRUCTURE DESIGN
SUPERSTRUCTURE : 1ST CLASS BRICK WORK IN SUPER STRUCTURE WITH CEMENT MORTAR
FLOORING : PLINTH & LEV. & LEV. AS SHOWN IN SECTION
FLOORING : 25mm TH. MOSAIC FLOORING OVER 125mm TH. DRY PAMMED KHOA RIVER 75mm TH. B. F. & OVER SAND FILLING
DOOR : DOOR CHOWKHAS WILL BE OF WOOD
WINDOW : ALL WINDOWS TO BE FULLY GLAZED IN STEEL
ROOF : 50mm TH R.C.C. SLAB
WALLS : 12mm TH. CEMENT PLASTER ON BOTH SIDE OF WALL
COLOUR : COLOUR OF WHITE WASH AS CHOICE

ARea CALCULATION

LAND AREA ACCORDING TO PHYSICAL MEASUREMENT = 1373.664 SQ.MT.
LESS AREA = 36+39/2=25.5=9.95SQ.MT.
NET AREA OF THIS PLOT = 1373.664-9.95SQ.MT=1363.892 SQ.MT.
AREA SET FOR ROAD WIDENING = 2.0+2.0+2.0+ 39/2=25.5 =152.5SQ.MT.
NET AREA OF THIS PLOT = 1363.892 - 53.152 SQ.MT = 1310.75 SQ.MT.
TOTAL GROUND FLOOR BUILT UP AREA = 672.29 SQ.MT.
TOTAL FIRST FLOOR BUILT UP AREA = 552.96 SQ.MT.
TOTAL SECOND FLOOR BUILT UP AREA = 552.96 SQ.MT.
TOTAL THIRD FLOOR BUILT UP AREA = 552.96 SQ.MT.
TOTAL FORTH FLOOR BUILT UP AREA = 552.96 SQ.MT.
TOTAL FIFTH FLOOR BUILT UP AREA = 552.96 SQ.MT.

TOTAL BUILT UP AREA = 3432.96 SQ.MT.
F. A. R. = 2.61
COVERED AREA = 49.87 %

PROPOSED RESIDENTIAL COMPLEX OF
SRI BAHESH KUMAR
S/O SRI RAM ISHWAR SHARMA
(M.D. OF M/S NISHANT DWELLING PVT. LTD.) ON
TOUJI NO – 229 , KHATA NO – 101, SHEET NO – 97,
C.S. PLOT NO – 125 & 126, M.S. PLOT NO – 1848 ,
THANA NO – 02, DIST. – PATNA

DATE	NORTH	SHEET NO
2007		01/03

SIGNATURE OF OWNER / DEVELOPER | SIGNATURE OF APPROVER

PATNA MUNICIPAL CORPORATION
(PATNA REGIONAL DEVELOPMENT AUTHORITY (DISSOLVED))
Case No. PRM 7-76/08 ... 200 ... action of plan
Accorded under section 37 (1) of the Bihar Regional Development Authority Act, 1982 by the Municipal Commissioner, Patna on ...

Executive Engineer
Division
Patna Regional Development Authority
(Dissolved)
Patna Municipal Corporation