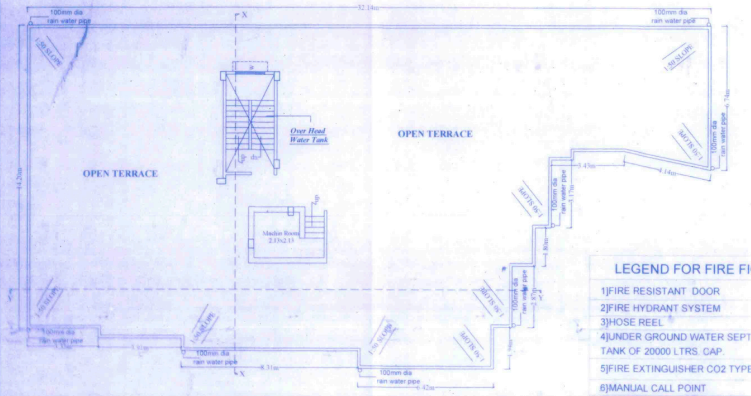

TERACE PLAN

LEGEND FOR FIRE FIGHTING

1)FIRE RESISTANT DOOR	FD
2)FIRE HYDRANT SYSTEM	W
3)HOSE REEL	
4)UNDER GROUND WATER SEPTIC TANK OF 20000 LTRS. CAP.	25000
5)FIRE EXTINGUISHER C02 TYPE	C02
6)MANUAL CALL POINT	
7)ILLUMINATED EXIT DIRECTIONAL SIGN	EXIT
8)SIAMESE CONNECTION	
9)EMERGENCY LIGHTING SYSTEM	o
10)SPRINKLAR	S

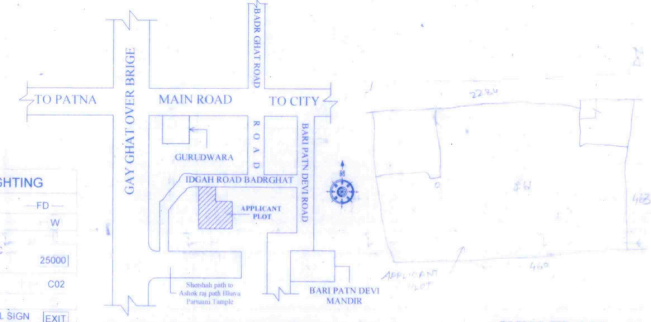

LOCATION PLAN

KEY PLAN

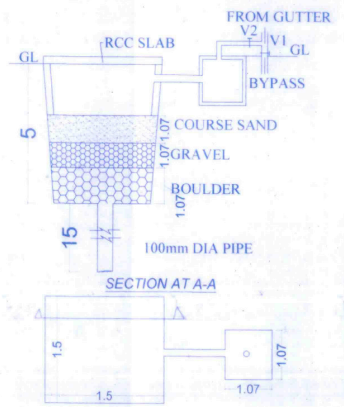

DET.OF RECHARGEBLE BORE WALL

SCHEDULE OF DOORS AND WINDOWS

SL NO.	TYPE	WIDTH	HEIGHT	S.LVL.	LINTEL LEV.	REMARKS
1	D	1.07	2.39	0.00	2.40	PANNELED
2	D1	0.91	2.13	0.00	2.40	PANNELED
3	D2	0.76	2.13	0.00	2.40	PANNELED
4	W	1.22	1.63	0.76	2.40	PANNELED
5	W1	0.91	1.47	0.93	2.40	PANNELED
6	W2	0.61	0.94	1.47	2.40	GLAZED

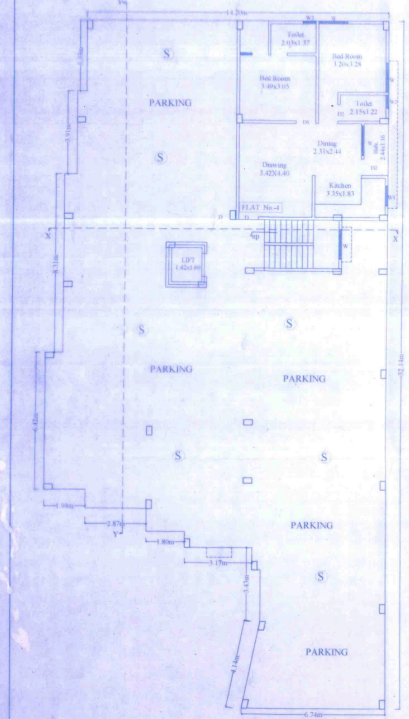

GROUND FLOOR PLAN

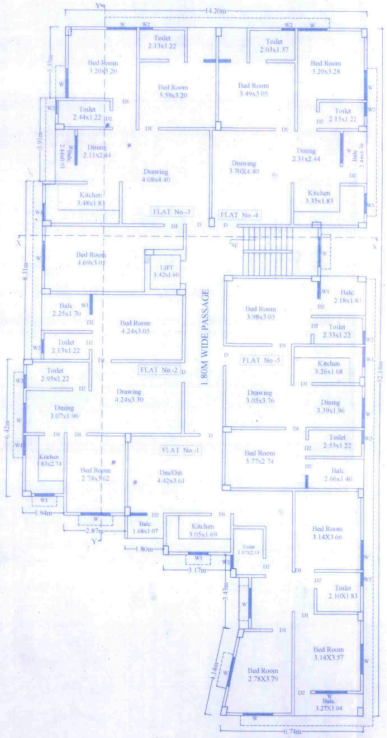

1ST & 2ND FLOOR PLAN

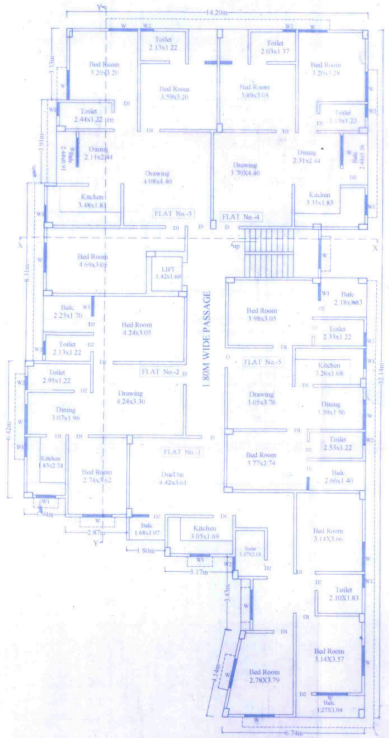

THIRD FLOOR PLAN

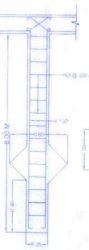

DETAIL OF PILE FOUNDATION

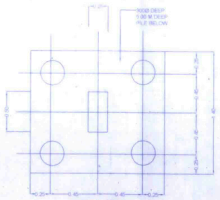

PLAN

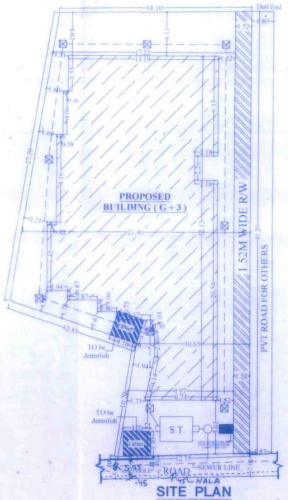

SITE PLAN
SCALE-1:200

WATER SUPPLY CALCULATION

TOTAL NO. OF OCCUPANT = 80
REQUIRED SIZE OF WATER TANK @135 Lt. / PERSONS / DAY
= 80 X 135X1.33 = 14364 Lt = 14.36 CUM(FOR DOMESTIC USE)

SIZE OF OVER HEAD WATER TANK
L = 5.25X W. = 2.77 X H = 1.6= 14.54 CUM = 14540 LITER

SEPTIC TANK CALCULATION

TOTAL NOS. OF OCCUPANT @ 8 PERSON/FLAT
TOTAL PERSON = 80
REQUIRMENT OF SEPTIC TANK FOR 80 PERSONS
@ 0.087 CUM. PER PERSONS PER DAY = 80 X 0.087 = 6.96 CUM

DETAIL SIZE OF SEPTIC TANK :-
L = 3.00 X W =2.00X H. = 2.00 = 12.00 CUM

AREA CALCULATION

TOTAL PLOT AREA AS PAR DEED	= 885.57 sq.mt.
TOTAL PLOT AREA AS PAR SITE	= 721.00 sq.mt.
AREA LEFT FOR R/W	= 42.62 sq.mt.
TOTAL NET PLOT AREA	= 678.38 sq.mt.
TOTAL GROUND FLOOR BUILT UP AREA	= 79.32 SQMT
TOTAL FIRST FLOOR BUILT UP AREA	= 403.56 SQMT
TOTAL SECOND FLOOR BUILT UP AREA	= 403.56 SQMT
TOTAL THIRD FLOOR BUILT UP AREA	= 403.56 SQMT
TOTAL BUILT UP AREA	= 1290.00 SQMT

F.A.R. = 1.96

SPECIFICATION

1. R.C.C. UNDER REAMED GROUP OF PILE FOUNDATION.
2. 1ST CLASS BRICK WORK IN SUPER STRECTURE WITH
3. 150TH. LINTEL BEAM PROVIDED ALL OVER DOOR & WINDOWS OPENING.
4. HEIGHT OF PLINTH = 4 FLOOR INDICATED IN SECTION
5. MOSAIC FLOORING OVER 0.15 TH. DRY REAMED KHOA OVER 0.075 TH. F.B.S.OVER SAND FILLING.
6. 0.125 TH. AVG. UMP TERRACING OVER R.C.C. SLAB.
7. 15 MM. TH. CEMENT PLASTER ON BOTH SIDES OF WALL.
8. ALL DOORS WILL BE SAL WOOD FRAME & ALL WINDOWS GLAZED WITH STEEL FRAMES.
9. WATERPROOF CEMENT PAINT ON THE EXTERNAL WALL & WHITE WASH IN SIDE.

OCCUPANT LOAD

RESIDENTIAL

TOTAL NO OF FLAT 16 FLAT
5 PERSON/FLAT
TOTAL NOS OF PERSON = 5X16 = 80 PERSONS

PARKING CALCULATION

TOTAL BUILT UP AREA = 1290.00 SQ.MT.
REQUIRED CAR PARKING AREA (25%) = 322.50 SQMT
50 TOTAL REQUIRED PARKING AREA = 322.50 SQMT.
TOTAL PROVIDED PARKING AREA = 324.24 SQMT

PROPOSED RESIDENTIAL BUILDING FOR SHRI ANIL KUMAR GUPTA , S/O LATE SHIVLAL GUPTA, MOHALLA- IDGAH ROAD, WARD NO.- 20/26, SHEET NO.- 171, CARCIL NO.- 82, HOLDING NO.- 6/5/1, MUNCIPAL PLOT NO.- 461, DISTT- PATNA.

SCALE : 1:100 1:200	SHEET NO. : 01/01
SIGNATURE OF STR. ENGG.	SIGNATURE OF OWNER
SHAILENDRA KUMAR Structural Engineer Empanelment No. SE/00/85 Patna Municipal Corporation	

SIGNATURE OF ARCHITECT

AR. Mukesh Kumar
Coa Regd. No.-CA/2001/50220
Empanelment No.-AR/41/2015
Patna Municipal Corporation

PATNA MUNICIPAL CORPORATION
PATNA REGIONAL DEVELOPMENT AUTHORITY (DISSOLVED)
Case No. ..... 20.....
Sanction of Plan Accorded under Section 314, 315, 316 & 317 of the Bihar Municipal Act 2007 by the Municipal Commissioner, Patna on.....
Date .....
SANCTION OF PLAN ACCORDED

सहायक निदेशक
शहरी योजना शाखा
पटना नगर निगम

सत्येन्द्र कु० सिंह
उप-निदेशक
शहरी योजना
पटना नगर निगम