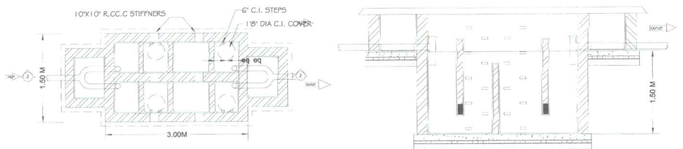

SECTION ON Z-Z

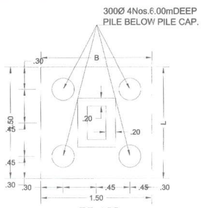

PLAN

TYP. DET. OF PILE FOUNDATION.

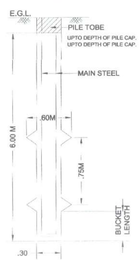

FRONT ELEVATION
TYPICAL BLOCK

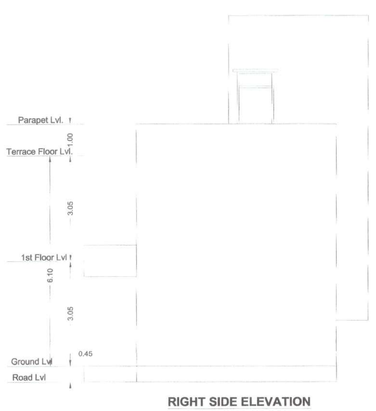

RIGHT SIDE ELEVATION
TYPICAL BLOCK

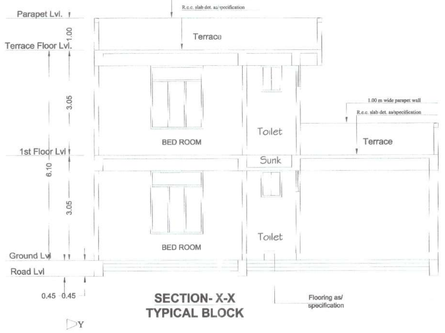

SECTION- X-X
TYPICAL BLOCK

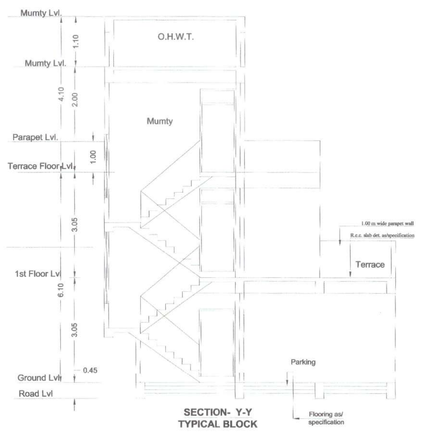

SECTION- Y-Y
TYPICAL BLOCK

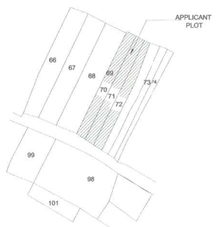

KEY PLAN
SCALE:1'=333'-0"
NORTH

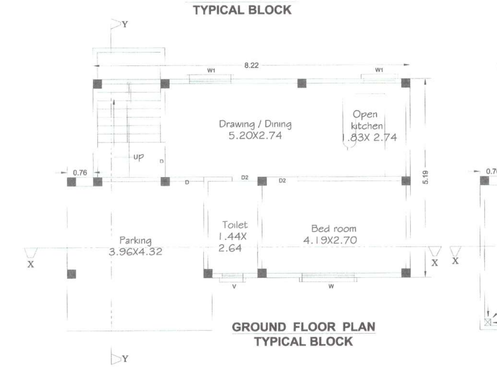

GROUND FLOOR PLAN
TYPICAL BLOCK

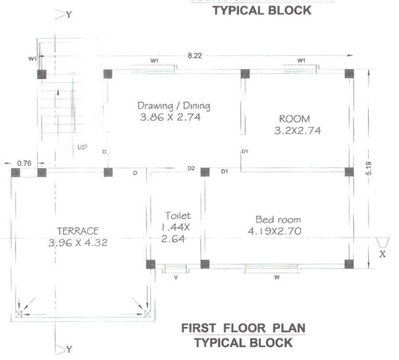

FIRST FLOOR PLAN
TYPICAL BLOCK

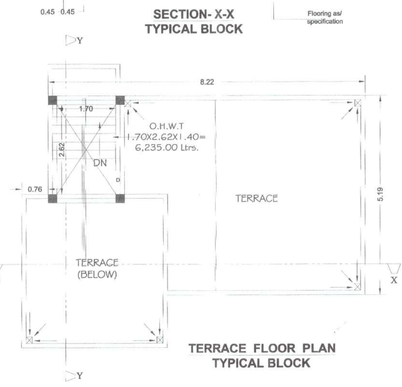

TERRACE FLOOR PLAN
TYPICAL BLOCK

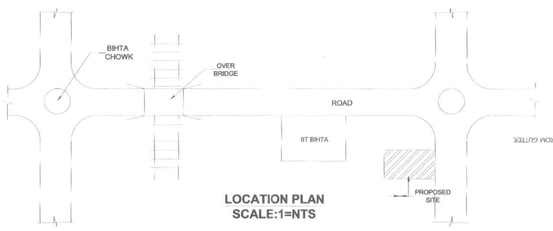

LOCATION PLAN
SCALE:1=NTS

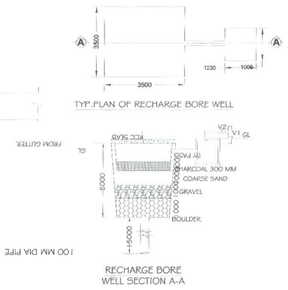

RECHARGE BORE
WELL SECTION A-A

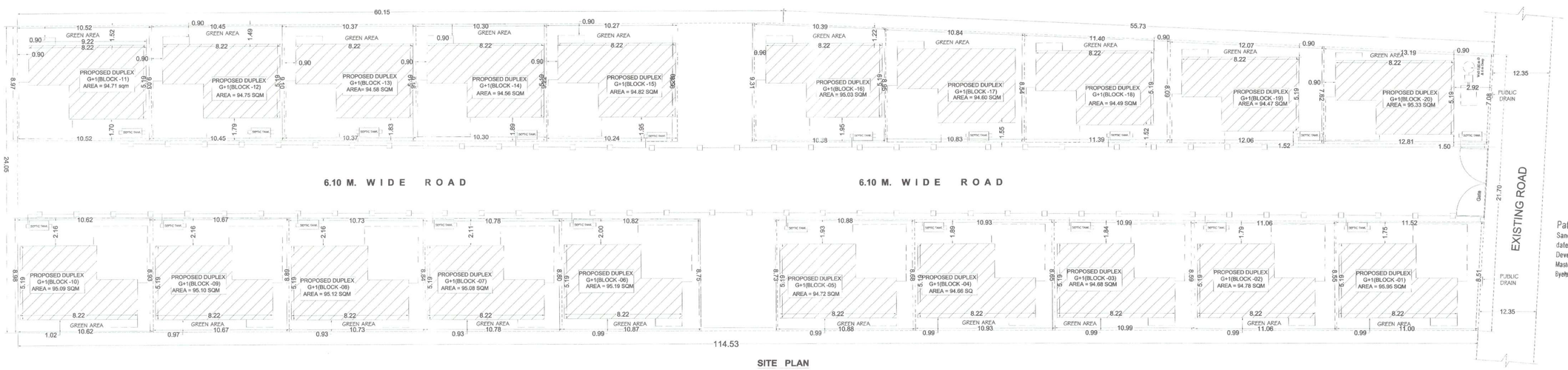

SITE PLAN
SCALE-1:200

WATER HARVESTING SUMP CALCULATION :-

TERRACE FLOOR AREA = 724.00 sqm.
RAIN WATER HARVESTING SUMP REQ. 6 CUM FOR EVERY 100 SQM. TERRACE AREA, SO TOTAL REQ. CAPACITY OF SUMP = 7.24x 6 =43.44 CUM.
PROVIDED FIRE TANK SIZE =3.50x3.50x5.00 =61.25cum. IN WHICH PROVIDED 36.00 CUM FOR RAIN WATER HARVESTING SUMP.

GREEN SPACE AREA CALCULATION :-

TOTAL BLOCK (20) PLOT AREA= 1897.71 SQM
GREEN AREA REQUIRED @10% OF
TOTAL PLOT AREA = 189.77 sqm.
PROVIDED GREEN AREA = 200.00 sqm.

WATER TANK CALCULATION

TOTAL NO. OF DUPLEX = 20
EACH FLAT 5 PERSON
TOTAL NOS OF POPULATION = 20 X 5 = 100 (PERSON)
EACH PERSON NEED 135 Lts. PER DAY
= 100 X135 = 13,500 Lts.(req.)
PROVIDED
(1.70X2.62X1.00) =4454 X 20=89,080.00 Ltrs.
(Provided)

SEPTIC TANK CALCULATION

TOTAL NO. OF DUPLEX=20
TOTAL NOS OF POPULATION = 2CX 5 = 100(PERSON)
1 PERSON 0.085 CU. M / PERSON / DAY
100 X0.085 = PERSON NEED 8.50 CUM.
(Required)
CAPACITY OF SEPTIC TANK
SIZE OF SEPTIC TANK 2 NOS =
=(3.00X 1.50 X 1.50)X 2 = 13.50 CUM. (Provide)

SCHEDULE OF DOORS & WINDOWS:-

01/01

TYPE	WIDTH	HEIGHT	CILL	LINTEL	DESCRIPTION
D	1.07m.	2.13m.	0.0m.	2.40m.	DOOR
D1	0.91m.	2.13m.	0.0m.	2.40m.	DOOR
D2	0.76m.	2.13m.	0.0m.	2.40m.	DOOR
DW	0.37m.-1.35m	2.40m.-1.65m.	0.0m.-0.75m.	2.40m.	DOOR- WINDOW
W	1.52m.	1.65m.	0.75m.	2.40m.	GLAZED WINDOW
W1	0.91m.	1.35m.	1.05m.	2.40m.	GLAZED WINDOW
V	0.61m.	0.75m.	1.65m.	2.40m.	VENTILATOR

SPECIFICATION:-

1. FOUNDATION R.C.C. UNDER REAMMED PILE FOUNDATION 8.0M DEEP WITH PROPER RE-INFORCEMENT.
2. SUPER STRUCTURE 1ST CLASS BRICK WORK IN SUPER STRUCTURE WITH CEMENT MORTAR (1:6)
3. PLINTH HEIGHT G.L. AND P.L. AS SHOWN IN SECTION
4. FLOORING 25mm THICK I.P.S. FLOORING OVER 125 TH. DRY REAMMED KHOA OVER 75mm TH. BRICK FLAT SOLLING OVER SAND FILLING
5. ROOF 10m THICK AVERAGE LIME TERRACING OVER R.C.C. ROOF SLAB.
6. DOORS CHOWKHATS OF DOORS TO BE SAL WOOD.
7. WINDOWS ALL WINDOWS TO BE FULLY GLAZED IN STEEL FRAME.
8. PLASTER 12mm THICK CEMENT PLASTER ON BOTH SIDE OF BRICK WALL.
9. COLOURING COLOUR OR WHITE WASH AS PER CHOICE.

AREA CALCULATION :-

TOTAL PLOT AREAAS/ DEED = 2874.31 SQM
TOTAL PLOT AREA AS/ SITE = 2711.76 SQM

TOTAL NO OF DUPLEX (BLOCK 01 to 20) = 20 NOS.
TOTAL B/U AREA OF GROUND FLOOR = 34.65 SQM
TOTAL B/U AREA OF 1ST FLOOR = 36.20 SQM

TOTAL B/U AREA =70.85 SQM
TOTAL B/U AREA OF ALL BLOCK = (20 X70.85 SQM
= 1417.00 SQM
TOTAL BLOCK (20) PLOT AREA= 1897.71 SQM

F.A.R. = 1417.00 / 1897.71 =0.74

PLOT DETAILS :-

PROPOSED RESIDENTIAL BUILDING DUPLEX OF SRINIWAS REALSTRUCTURE PVT. LTD.
DIRECTOR- SRI.ARUN KUMAR SINGH,
S/O-LATE SRINIWAS SINGH,
ON S.PLOT NO. - 69,70,71,THANA NO. - 110 ,
KHATA NO. -232,
MAUZA - JAMUNAPUR,
THANA - BIHTA,DIST. -Patna

SCALE.	NORTH.
1 : 100 : 200	

SIGNATURE OF DEVELOPERS

SIGNATURE OF ARCHITECT

प्रभारी निदेशक
पटना महानगर क्षेत्र प्राधिकार

सहायक नगर योजना पर्यवेक्षक,
पटना महानगर क्षेत्र प्राधिकार

Patna Metropolitan Area Authority
Sanction of Plan Case no.-PMAP/PZM/JAMUNAPUR BIHTA/DUPLEX-Green/18/2023
dated 17.04.2023 accorded under
Development Control Regulations For Patna
Master Plan 2031 (Byelaws no 8) of Bihar Build-
Byelaws 2014 (as amended 2022) on Date 18.07.2024

बिहार भू-सम्पदा (विनियमन विकास) नियामवली, 2017 की शर्तों के अधीन राज्य में गठित विनियमन प्राधिकरण से इस परियोजना का निबंधन अनिवार्य होगा।