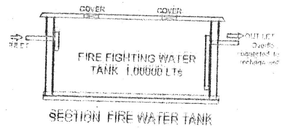

SECTION FIRE WATER TANK

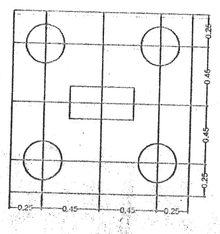

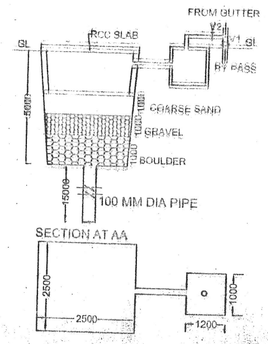

SECTION AT AA

DET. OF RECHARGEBLE BORE WELL

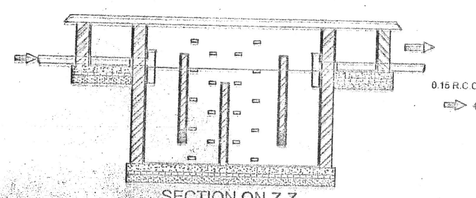

SECTION ON Z-Z

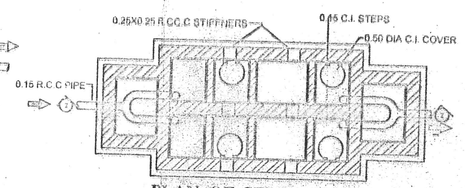

PLAN OF SEPTIC TANK.

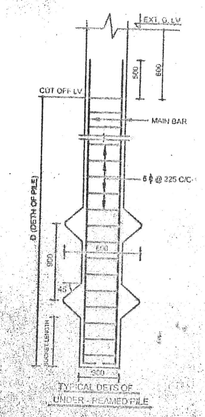

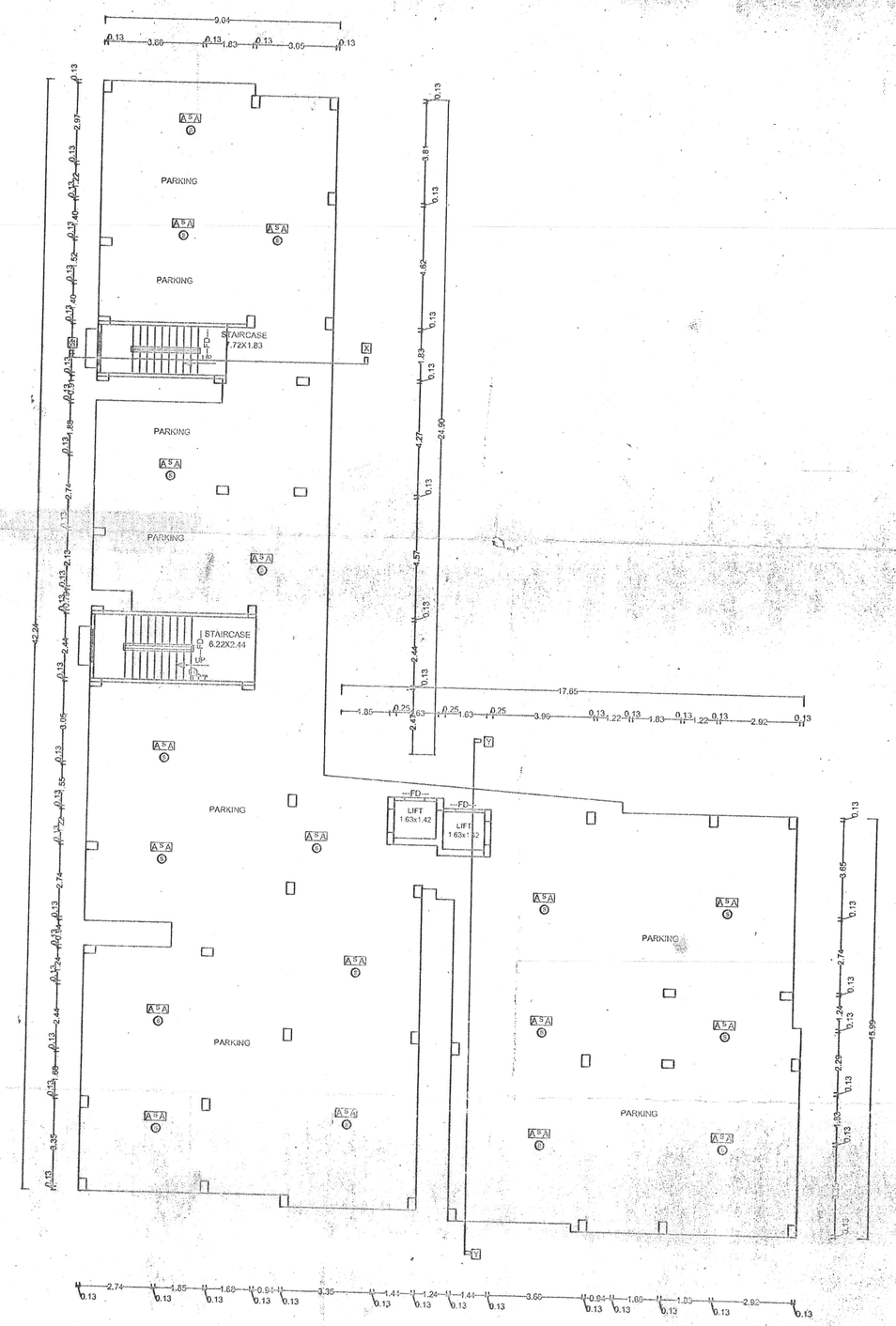

GROUND FLOOR PLAN
SCALE =1:100

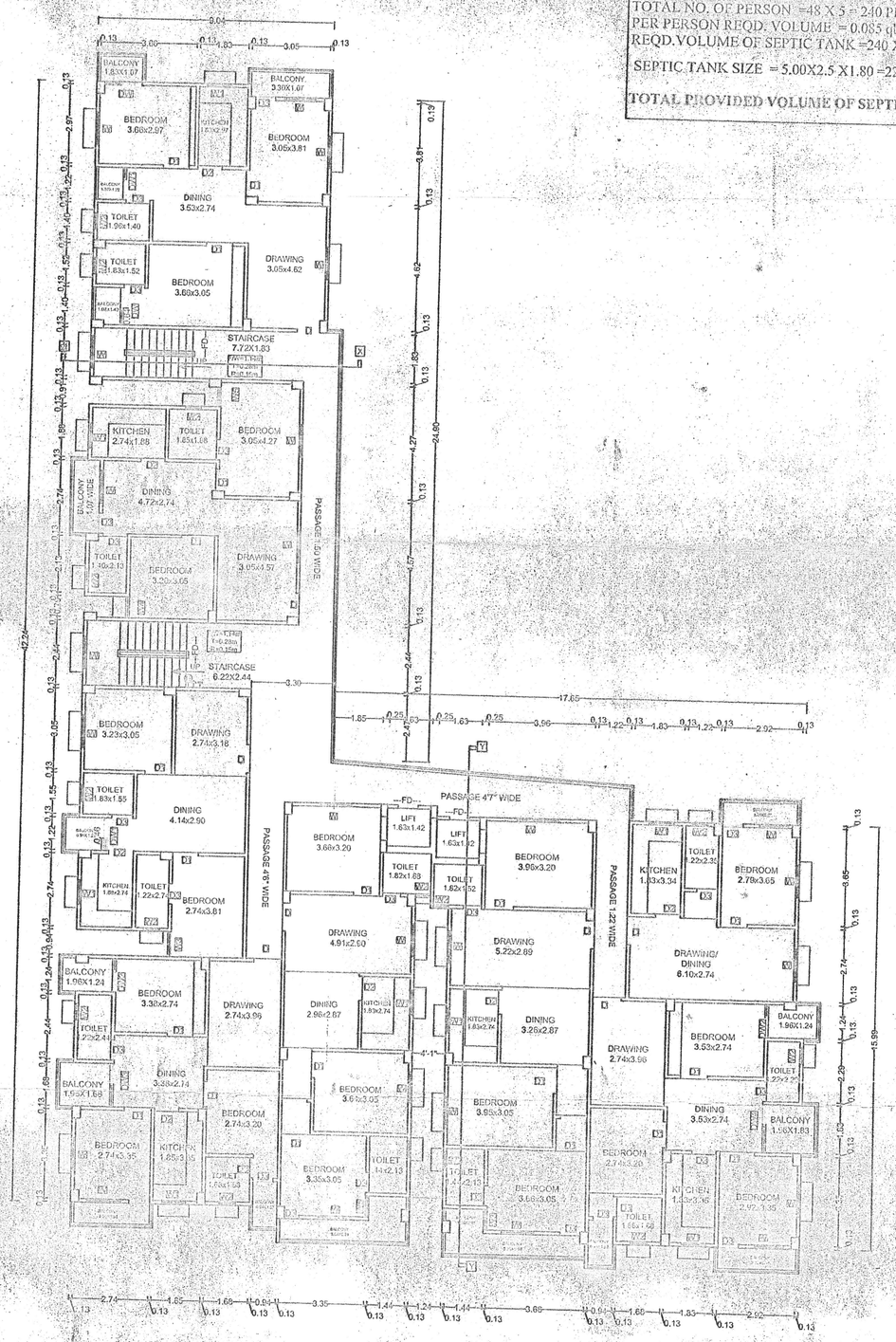

1ST - 6TH FLOOR PLAN
SCALE =1:100

PARKING CALCULATION:-

REQUIRED PARKING 25% of TOTAL BU/UP AREA IN RESIDENTIAL
TOTAL B/U AREA ALL FLOOR = 4041.58 sqm
So, REQUIRED CAR PARKING AREA = 1010.39 sqm
GROUND FLOOR CAR PARKING AREA = 619.49 sqm
OPEN CAR PARKING AREA = (203.20+60.66 +136.65) sqm

TOTAL PROVIDED PARKING AREA = 1020.00 sqm

FIRE LEGEND:-

1. UNDER GROUND WATER STATIC TANK OF 20,000 LITER CAPACITY---------- 20,000 LITRE
2. HY DRANT PT.---------- HD
3. HOSE REEL----------
4. FIRE EXTIGUISHER----------
5. EMERGENCY LITE----------
6. SEAMASE CONNECTION---------- SC
7. PHOTOLUM SIGN:- (F.S.D)
8. FIRE RESISTANT CHEK DOOR---------- FD

SEPTIC TANK CALCULATION:-

TOTAL NO. OF FLAT = 48 NOS.
EACH FLAT HAVING 5 PERSON
TOTAL NO. OF PERSON =48 X 5 = 240 PERSON
PER PERSON REQD. VOLUME = 0.085 qb.m/day
REQD.VOLUME OF SEPTIC TANK =240 X0.085 =20.4 qb.m.

SEPTIC TANK SIZE = 5.00X2.5 X1.80 =22.50 qb.m.

TOTAL PROVIDED VOLUME OF SEPTIC TANK = 22.50 qb.m.

SCHEDULE OF DOORS & WINDOWS

S.NO	TYPE	WIDTH	CILL	HEIGHT	DESCRIPTION
01	D	1.07	0.0	2.59	SINGLE LEAF DOOR
02	D1	0.89	0.0	2.13	SINGLE LEAF DOOR
03	D2	0.81	0.0	2.13	SINGLE LEAF DOOR
01	D3	0.76	0.0	2.13	SINGLE LEAF DOOR
05	W	1.22	0.75	1.83	FULLY GLAZED WIN.
06	W1	0.50	0.89	1.60	FULLY GLAZED WIN.
07	W2	0.60	1.78	0.60	FULLY GLAZED WIN.
08	W3	0.84	0.75	1.83	FULLY GLAZED WIN.
09	W4	0.79	0.76	1.83	FULLY GLAZED WIN.
10	W5	0.74	0.75	1.83	FULLY GLAZED WIN.
11	DW	0.76,0.61	0.0 ,0.76	2.13,1.37	SINGLE LEAF DOOR, FULLY GLAZED WIN.
12	DW1	0.76,0.46	0.0 ,0.76	2.13,1.37	SINGLE LEAF DOOR, FULLY GLAZED WIN.
13	DW2	0.76,0.48	0.0 ,0.76	2.13,1.37	SINGLE LEAF DOOR, FULLY GLAZED WIN.
14	DW3	0.76,0.91	0.0 ,0.76	2.13,1.37	SINGLE LEAF DOOR, FULLY GLAZED WIN.
15	DW4	0.76,1.07	0.0 ,0.76	2.13,1.37	SINGLE LEAF DOOR, FULLY GLAZED WIN.

SPECIFICATION:-

1. FOUNDATION - R.C.C. UNDER REAMED PILE FOUNDATION 6.0 M DEEP WITH R.C.C. AS/ STRUCTURAL ENGINEER.
2. SUPER STRUCTURE - 1st CLASS BRICK WORK IN SUPER STRUCTURE WITH CEMENT MORTER 1:6
3. PLINTH - HEIGHT P.L. AND G.L. AS SHOWN IN SECTION.
4. FLOORING - 0.12/0.04 TH. I.P.S. FLOORING OVER 0.12M TH. DRY RAMMED KHOA OVER 0.075 M TH. BRICK FLAT SOLING OVER SAND FILLING.
5. ROOF - 0.10M TH. AVERAGE LIME TERRACING OVER R.C.C. ROOF SLAB.
6. DOORS - CHOWKHATS OF DOORS TO BE SAL WOOD.
7. WINDOWS - ALL WINDOWS TO BE FULLY GLAZED IN STEEL.
8. PLASTER - 0.12M TH. CEMENT PLASTER ON BOTH SIDE OF BRICK WORK.
9. COLOURING - COLOUR OR WHITE WASH AS/CHOICE

AREA CALCULATION :-

TOTAL PLOT AREA (as per deed) = 1275.22 sq m
TOTAL PLOT AREA (as per SITE) = 1244.11 sq m
AREA LEFT FOR ROAD WIDENING = 16.18 sq m
NET PLOT AREA = 1227.93 sq m
GROUND. FLOOR B/U AREA= 34.78 sqm
1ST FLOOR B/U AREA = 667.80 sqm
2nd FLOOR B/U AREA = 667.80 sqm
3rd FLOOR B/U AREA = 667.00 sqm
4th FLOOR B/U AREA = 667.80 sqm
5th FLOOR B/U AREA = 667.80 sqm
6th FLOOR B/U AREA = 667.80 sqm
TOTAL FLOOR B/U AREA = 4041.58 sqm
F.A.R. = Total built up area / Plot area =4041.58 / 1227.93 = 3.29

WATER TANK CALCULATION:-

TOTAL NO. OF FLAT = 48 NOS.
EACH FLAT HAVING 5 PERSON
TOTAL NO. OF PERSON =48 X 5 = 240 PERSON
PER PERSON REQD. AREA =135 ltrs/day
TOTAL REQD.AREA OF WATER TANK =240 X135 = 32400 ltrs
FIRE WATER TANK =20000.0 ltrs.
TOTAL REQD.AREA OF WATER TANK = (R+F)=(32400+20000)= 52400 ltrs.
PROVIDED AREA OF WATER TANK SIZE
(1) 5.84 X 2.44 X 2.00 + 0.15 = 28.49 cums
(2) 5.54 X 1.83 X 2.00 + 0.15 = 20.27 cums
TOTAL PROVIDE WATER TANK CAPCITY =48700 LTRS.

PLOT DETAILS :-

PROPOSED RESIDENTIAL BUIDING FOR
LAND OWNERS :
SRI RAM BAHADUR SINGH S/O LATE BULAK SINGH

PLOT DETAILS :
SURVEY PLOT NO - 866 (P), THANA NO. - 36,
MAUZA - MUSTAFAPUR, PS - DANAPUR
DIST - PATNA, BIHAR

SHEET NO.	SCALE.	NORTH.
PMC -01/02	1 : 100 1 : 200	

राम बहादुर सिंह
SIGNATURE OF OWNER

AMIT KUMAR
ARCHITECT
EMPL. NO.-03/ARCH/2015/NPDN
NAGAR PARISHAD, DANAPUR HIZAMAT
SIGNATURE OF ARCHITECT/ENGINEER

8/7/16
राज्य अभिशाषा पदाधिकारी-सह-निदेशक
बिहार राज्य अभिकल्पन
बिहार, पटना