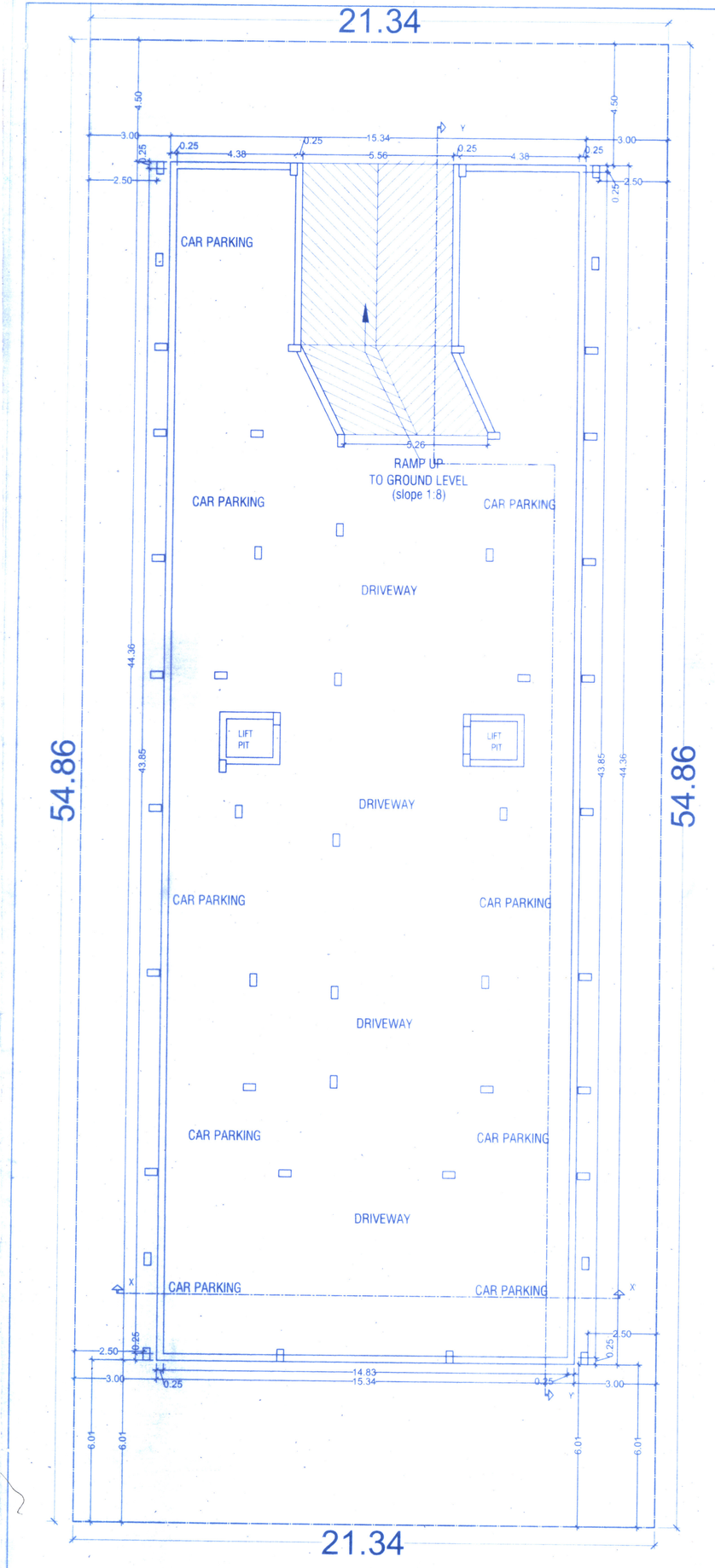

BASEMENT FLOOR PLAN

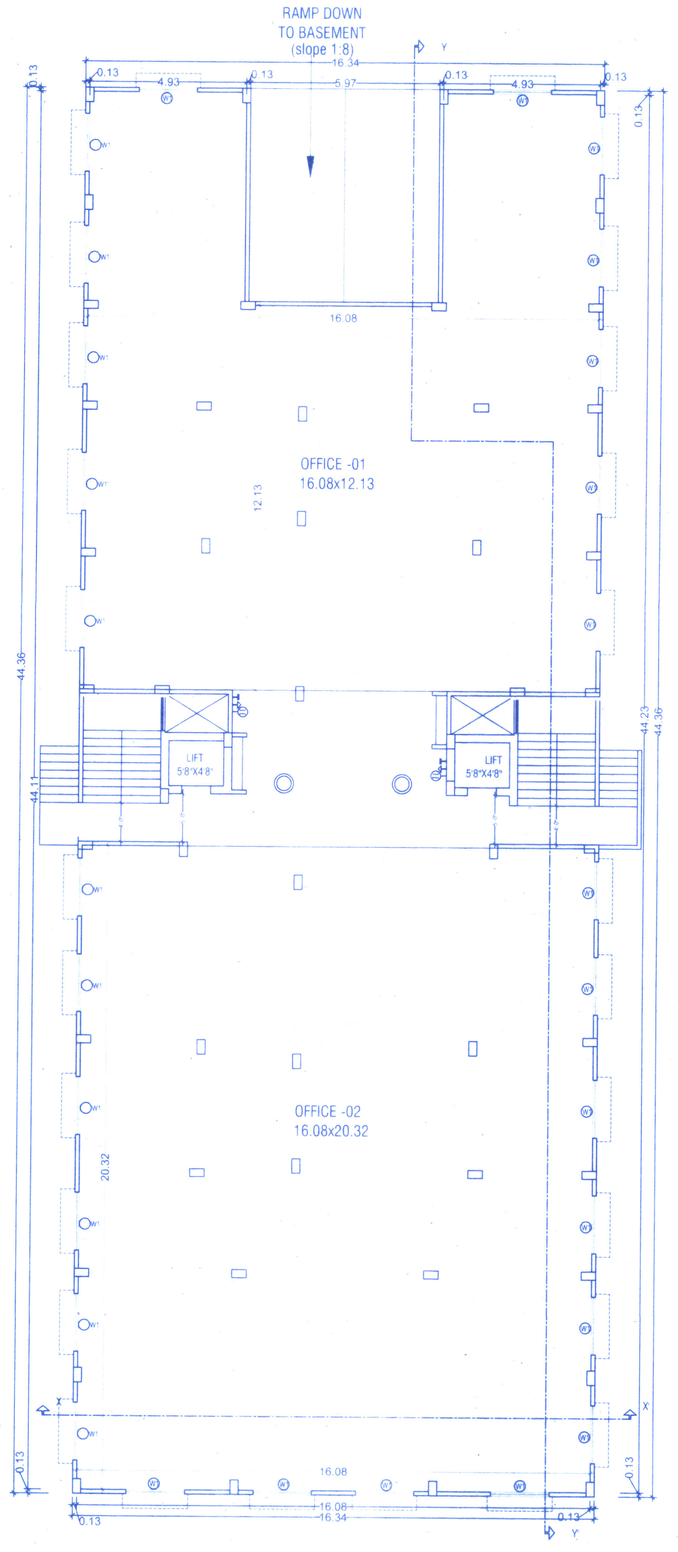

GROUND FLOOR PLAN

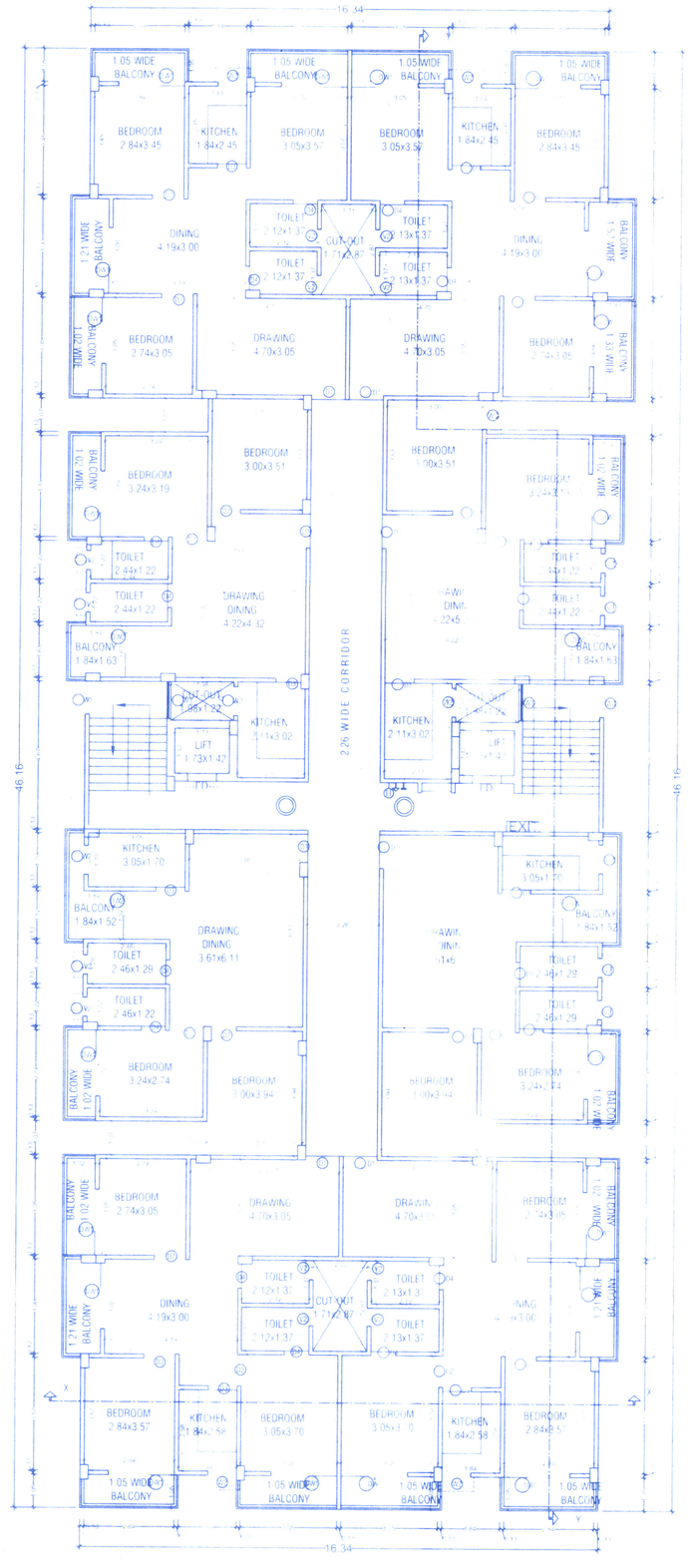

1ST, 2ND, 3RD & 4TH FLOOR PLAN

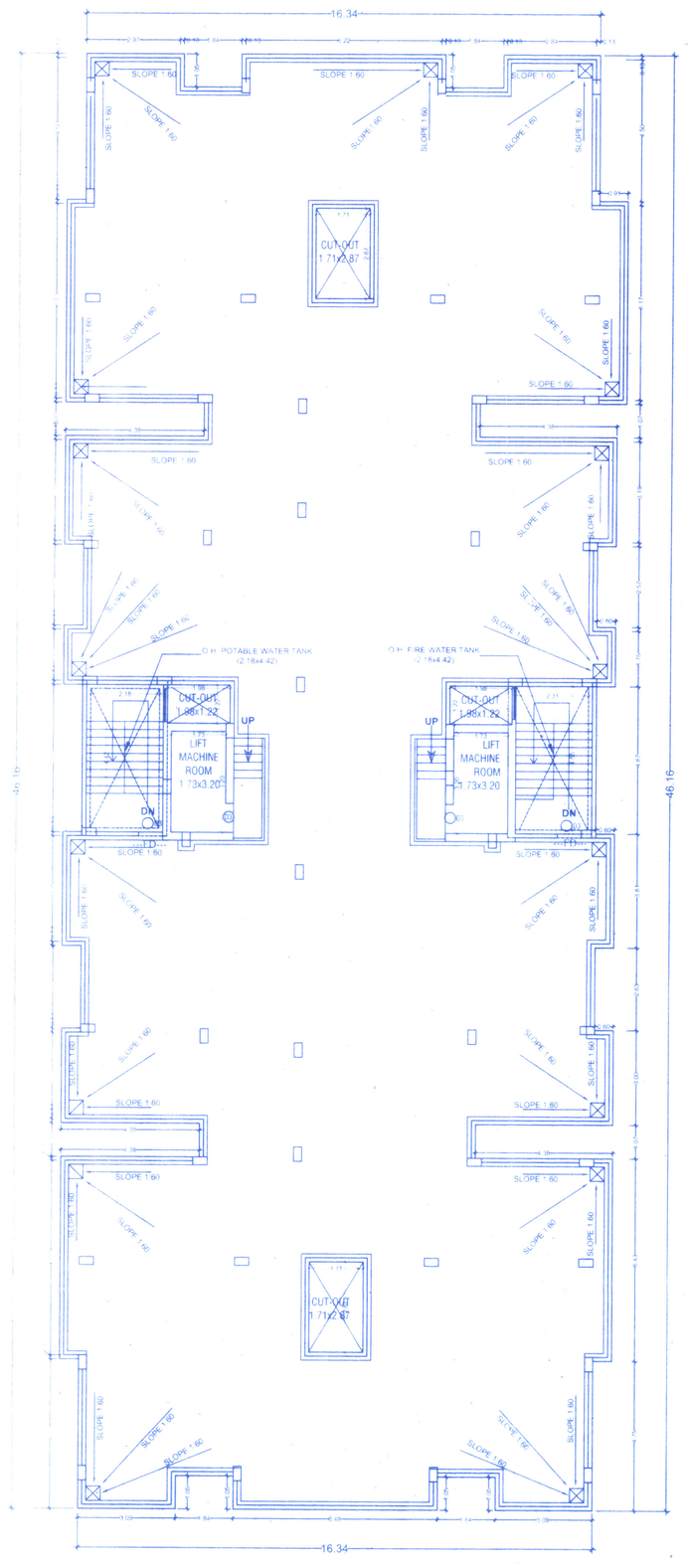

TERRACE FLOOR PLAN

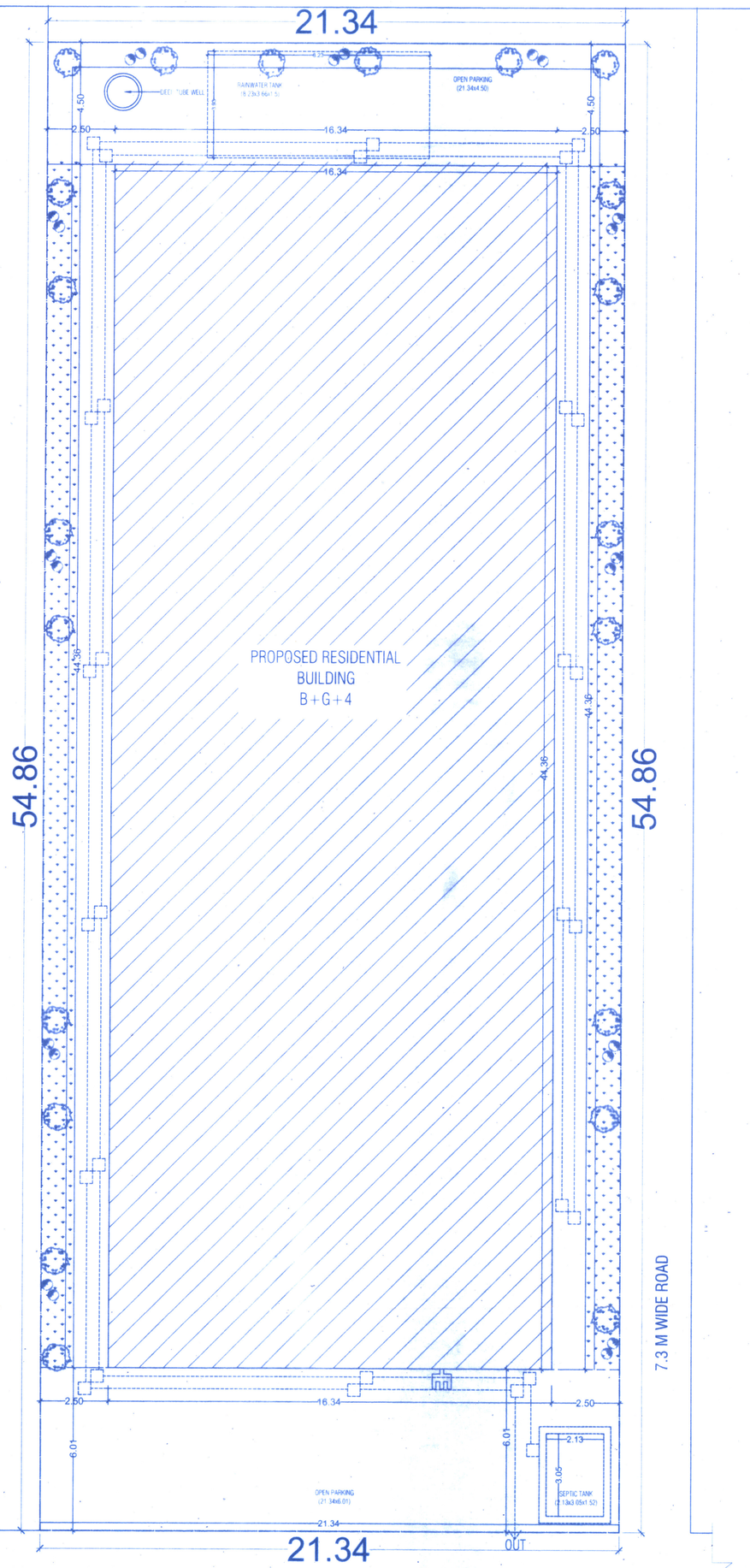

SITE PLAN

60.97 M WIDE ROAD

SCHEDULE OF DOORS & WINDOWS

S.NO	TYPE	WIDTH	SILL	HEIGHT	DESCRIPTION
01	D1	1.07	0.0	2.13	SINGLE LEAF DOOR
02	D2	0.99	0.0	2.13	SINGLE LEAF DOOR
03	D3	0.91	0.0	2.13	SINGLE LEAF DOOR
04	D4	0.76	0.0	2.13	SINGLE LEAF PVC DOOR
05	W1	1.83	0.91	1.20	FULLY GLAZED WIN.
06	W2	0.91	0.91	1.20	FULLY GLAZED WIN.
07	V1	1.83	2.10	0.30	VENTILATOR FOR BASEMENT
08	V2	1.20	2.10	0.30	VENTILATOR FOR TOILET

SPECIFICATION:-

1. **FOUNDATION** - R.C.C. UNDER REAMED PILE FOUNDATION 6.0 M DEEP WITH R.C.C. AS/ STRUCTURAL ENGINEER.
2. **SUPER STRUCTURE** - 1st CLASS BRICK WORK IN SUPER STRUCTURE WITH CEMENT MORTER 1:6.
3. **PLINTH** - HEIGHT P.L. AND G.L. AS SHOWN IN SECTION.
4. **FLOORING** - 0.025M TH. I.P.S. FLOORING OVER 0.125M TH. DRY RAMMED KHOA OVER 0.075 M TH. BRICK FLAT SOLING OVER SAND FILLING.
5. **ROOF** - 0.10M TH. AVERAGE LIME TERRACING OVER R.C.C. ROOF SLAB.
6. **DOORS** - CHOWKHATS OF DOORS TO BE SAL WOOD.
7. **WINDOWS** - ALL WINDOWS TO BE FULLY GLAZED IN STEEL.
8. **PLASTER** - 0.12M TH. CEMENT PLASTER ON BOTH SIDE OF BRICK WORK.
9. **COLOURING** - COLOUR OR WHITE WASH AS/CHOICE

AREA CALCULATION :-

TOTAL PLOT AREA = 1170.58 sqm.
BASEMENT FLOOR B/U AREA= 680.57 sqm

GROUND. FLOOR B/U AREA= 668.42 sqm
1ST. FLOOR B/U AREA = 702.41 sq.m.
2ND. FLOOR B/U AREA = 702.41 sq.m.
3RD. FLOOR B/U AREA = 702.41 sq.m.
4TH. FLOOR B/U AREA = 702.41 sq.m.

TOTAL B/U AREA (G+4) = 3478.06 sq.m.

F.A.R= $\frac{\text{Total Built up area}}{\text{Plot area}}$ = 3478.06/ 1170.58 = 2.97

%Ground Coverage = $\frac{\text{Covered Area of Ground floor}}{\text{Plot area}}$ = $\frac{668.42}{1170.58}$ = 57.10%

WATER TANK CALCULATION:-

RESIDENTIAL DEMAND
TOTAL NO. OF FLAT = 8 NOS. ON 4 FLOORS, EACH FLAT HAVING 5 PERSON
TOTAL NO. OF PERSON = 8x4x5 = 160 PERSON
RESIDENTIAL WATER DEMAND @135 LPCD = 160x135 = 21,600 LITRE
COMMERCIAL WATER DEMAND
COMMERCIAL CARPET AREA = (GROUND FLOOR B/U AREA) / 2 = 334.21 SQ.M.
NO. OF PERSON @ ONE PERSON PER 6 SQ.M. CARPET AREA = 56
COMMERCIAL WATER DEMAND @ 45 LPCD = 56x45 = 2,520 LITRE
FIRE WATER DEMAND
ASSUMING FIRE WATER DEMAND = 10,000 LITRE

TOTAL WATER DEMAND = 21600+2520+10000 = 34,120 LITRE
PROVIDED WATER TANKS (2 NOS.) = 2x[2.31x4.55x1.68]
= 35.31528 CU.M. = 35,315 LITRES

PLOT DETAILS :-

PROPOSE RESIDENTIAL COMPLEX HAVING MUNICIPAL SURVEY PLOT NO. - 489 (OLD),341 (NEW),KHATA NO. 39 (OLD), 101 (NEW) , TAUZI NO.3368, P.S.BODHGAYA A(.359) SITUATED AT MAUZA SACHIDANAND COLONY , MOHALLA-BODHGAYA, DISTRICT -GAYA

LAND OWNER DETAIL :-
1.SMT ANILA DEVI W/O SRI BIRENDRA KUMAR SINGH
RESIDENT AT ANJAN TOLA ,DARRIBIGHA,P.S.- MADANPUR AURANGABAD

2.SMT GEETA SINGH W/O SRI MANOJ KUMAR SINGH R/O -
VILL- RAUNI ,P.S.- SANDESH, DISTRICT - BHOJPUR

DEVELOPER DETAIL :-
M/S. PREMSHREE DEVELOPERS
DIRECTOR - SRI PRAVIN KUMAR S/O SRI S.N. AZAD

SHEET NO.	SCALE.	NORTH
P.M.C.-01/01	1 : 100 1 : 200	

SIGNATURE OF OWNER.

AMIT KUMAR
ARCHITECT
REGD NO.-BGNP/A/09/2015
NAGAR PANCHAYAT, BODH GAYA
SIGNATURE OF
ARCHITECT / ENGINEER

नोट:- भवन प्लान की एक प्रति निर्माण स्थल पर रखेंगे।

नगर पंचायत बोधगया

पत्रांक....174..दिनांक..21/02/18
भवन प्लान स्वीकृत
योजना गैप वर्ष (स्वीकृति की तिथि से)

नगर कार्यपालक पदाधिकारी
नगर पंचायत बोधगया