

FRONT ELEVATION

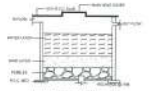

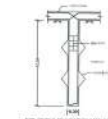



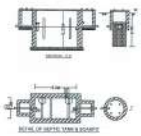

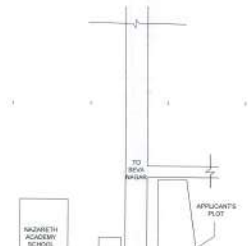



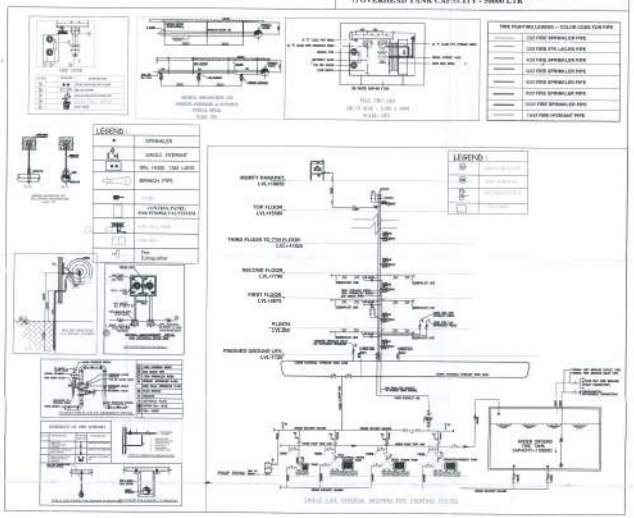

ALL FIRE WORK AS PER FIRE NORMS
1) 3600 MM WIDE INTERNAL ROAD FOR FIRE FIGHTING VEHICLES
2) UNDERGROUND FIRE TANK CAPACITY -100000 LTR
3) SPRINKLER SYSTEM PROVIDED IN BUILDING
4) HYDRANT SYSTEM PROVIDED IN BUILDING
5) SMOKE DETECTOR PROVIDED IN BUILDING
6) FIRE EXTINGUISHER SYSTEM PROVIDED IN BUILDING
7) OVERHEAD TANK CAPACITY - 50000 LTR

SCHEDULE OF DOORS & WINDOWS

TYPE	WIDTH	HEIGHT	S..L. LVL	LINTEL LVL	REMARKS
D	1.22	2.13	0 0	2.13	PANNELD
W1	1.52	1.52	.91	2.59	GLAZING
V	91	30	2.1	2.59	GLAZING

FIRE LEGEND

1. HYDRAND OUT LET VALVE (WET.
2. HOSE REEL
3. UNDER GROUND STATIC TANK WITH 100,000 LTR CAPACITY.
4. OVER HEAD WATER TANK WITH 25000 LTR CAPACITY.
5. SEAMESE CONNECTION.
6. ELECTRICALLY INSULATED METAL STRIP OF 2.5 X 3.5 MM.
7. EXTINGUISHER.
8. AUTOMATIC INDICATER.
9. AREA COVERED BY SMOKE DETECTER.
10. FIRE ALARM CALL POINT.
11. AUDIBLE WARNING DEVICE.
12. LOUD SPEAKER OUT LET.
13. MICROPHONE POSITION.
14. FIRE RESISTANCE DOOR.
15. SPRINKLER.
16. EMERGENCY LIGHT POINT
17. DOWN COMMER SYSTEM
18. ILLUMINTED EXIT SIGN

WATER TANK CALCULATION

TAKING 12PPL/1000 SQFT
=> NO. OF PPL =[(Area of floor/1000)12]
= [(80926/1000)12]
= 971

TOTAL NO. OF PPL= 971
water required = 80Lpersonlday
water tank required capacity - 77680 L
For 1000 L = 1m3
Thus tank capacity =77680L/1000= 78 m3
Therefore tank size provided -
9m x 3.5m x 1.9m = 59.8 ~ 60 m3
with capacity - 60000 L
No. of tanks = 2

SEPTIC TANK CALCULATION

For 971 ppl
Volume required - 0.085 M3 / head /day
TOTAL REQUIRED VOLUME = 085 X 971
=83 M3

That is - 83000 LTR.
PROVIDED SIZE OF SEPTIC TANK
=3.8 X6.0 X .9 = 20.52M3
TOTAL NO. OF TANKS PROVIDED = 4

PARKING CALCULATION

PARKING REQUIRED
COMMERCIAL PARKING
= 30% OF 3371 SQM = 1011 SQM
RESIDENTIAL PARKING
= 25% OF 4150 SQM = 1038 SQM

TOTAL PARKING REQUIRED -2049 SQM
IN BASEMENT = 1601 SQMT
PARKING AROUND THE SITE = 448 SQMT
TOTAL = 1601+448 = 2049 SQ MT

SPECIFICATION

1. FOUNDATION :- ISOLATED COMBINED R.C.C.PILE FOUNDATIONSTR. DESIGN.
2. SUPER STR. :- R.C.C. FRAME STRUCTURE
3. FIRST CLASS BRICK IN CEMENT MORTAR
4. FLOORING :- MOSAIC FLOORING IN ALL INDOOR AREAS AND U.P.S. FLOORING IN OTHER AREAS CORRIDOR WILL KOTA STONE FLOORING.
5. WALL FINISH :- INTERNAL WALLS AND CEILINGS CEMENT PLASTER IN 1:6 WITH WHITE CEMENT WASH .
6. DOOR :- 30 MM FLUSH PLY SHUTTERS IN SAL WOOD / STEEL FRAMES POINTED WITH CEATES OVER A COAT OF PRIMER OF ROLLING SHUTTER OF SYNTHETIC ENAMEL PRINT.
7. WINDOWS :- STEEL / WOODEN WINDOWS WITH GLAZING AS / DESIGN .
8. TOILET :- SANITARY WARES THAT IS WASH BASIN AND W. C. OF WHITE PORCELAIN ALL FITTINGS AND FIXTURES CHROMIUM PLATED OF STANDARD MARK GLAZED ALL INTERNAL G.I. PIPES CONCEALED .
9. ELECTRICAL :- CONCEALED P.V.C. CONDUIT WIRING WITH STANDARD ELECTRICL ACCESSORIESS ADEQUATE LIGHT / POWER POINTS (WITH OUT ELECTRICAL FITTINGS LIKE TUBE , BULBS , FANS ETC.)
10. WATER SUPPLY :- ROUND THE CLOCK WATER SUPPLY BY MEANS OF OWN BORING / CONDOUS MUNICIPAL WATER SUPPLY .

AREA CALCULATION

TOTAL AREA OF PLOT AS/DEED	= 2530.00 M2
BASEMENT FLOOR B/UP AREA	= 1747.00 M2
GROUND FLOOR B/UP AREA (COMMERCIAL)	= 1095.00 M2
FIRST FLOOR B/UP AREA (COMMERCIAL)	= 1138.00 M2
SECOND FLOOR B/UP AREA (COMMERCIAL)	=1138.00 M2
THIRD FLOOR B/UP AREA (RESIDENTIAL)	= 830.00M2
FOURTH FLOOR B/UP AREA (RESIDENTIAL)	= 830.00 M2
FIFTH FLOOR B/UP AREA (RESIDENTIAL)	= 830.00 M2
SIXTH FLOOR B/UP AREA (RESIDENTIAL)	= 830.00 M2
SEVENTH FLOOR B/UP AREA (RESIDENTIAL)	= 830.00 M2
TOTAL B/UP AREA FOR ALL FLOOR	= 7521.00M2

F.A.R. = 2.97
COVERAGE AREA = 44.98 %

PLOT DETAIL

PROPOSED B+G+7 RESIDENTIAL CUM COMMERCIAL BUILDING FOR
LAND OWNER
1. NAHEED KAZMI W/O LATE MASOOD KAZMI
2. MAHBOOB AZIZ KAZMI ALIAS LALO S/O LATE DR. AZIZUR RAHMAN KAZMI

DEVELOPER
M/S GHARANA ASSOCIATES INFRA PROMOTERS Pvt. Ltd.

PLOT DETAIL
AT - KAREEMGANJ
MAUZA - MURARPUR
THANA NO. - 65
KHATA NO. - 36 (NEW) 118 (OLD)
PLOT NO. - 3000/5654 (NEW) 193 (OLD)
WARD NO. - 25
SURVEY WARD NO. - 18
HOLDING NO. - 130 (NEW), 283 (OLD) ,86 (NEW),184 (OLD)
DISTRICT - GAYA

NORTH:-

SIGN OF OWNER. | SIGN OF DEVELOPER

Director
Sanjay Kumar
Gharana Associates
Infra Promotors Pvt. Ltd.
Registered Builder
Gaya Municipal Corporation
Gaya
Reg. No.-

SIGN OF ARCHITECT

ARCHITECT
PRABHANT SINHA
(B. Arch.)
Council of Architecture
Regs. No.-CA/2015/99750

08 AUG 2024



SIDE ELEVATION

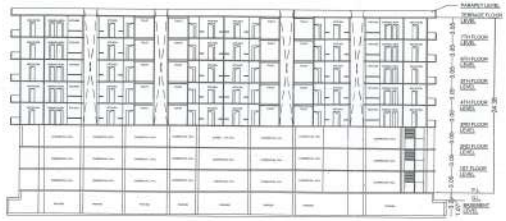

SECTION Y-Y

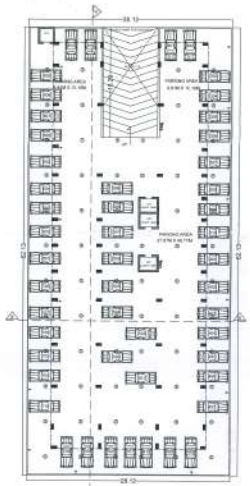

BASEMENT FLOOR PLAN



GROUND FLOOR PLAN
COMMERCIAL PURPOSE



TYPICAL 1ST AND 2ND FLOOR PLAN
COMMERCIAL PURPOSE



TYPICAL 3 TO 7 TH. FLOOR PLAN
RESIDENTIAL PURPOSE

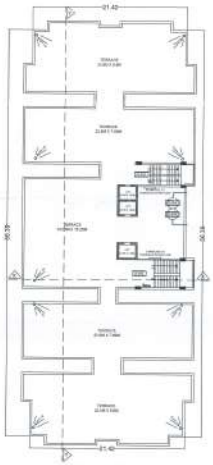

TERRACE FLOOR PLAN



SITE PLAN