

FRONT ELEVATION

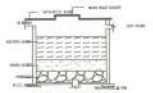



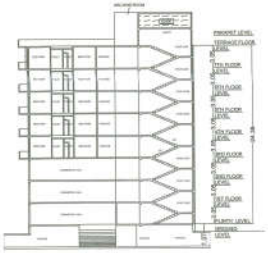

SECTION X- X



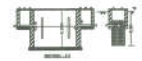



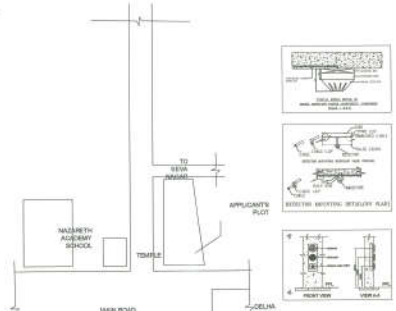



DET. OF RECHARGEIBLE BORE WELL



SECTION AT AA

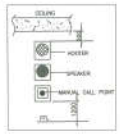

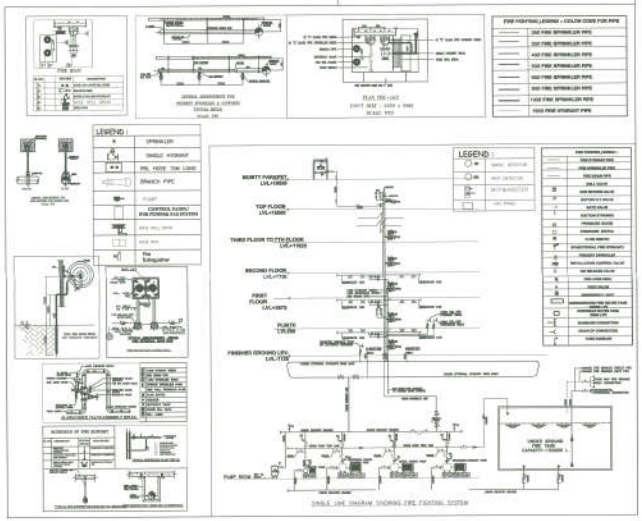

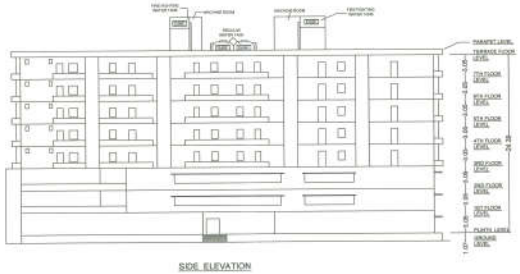

SIDE ELEVATION

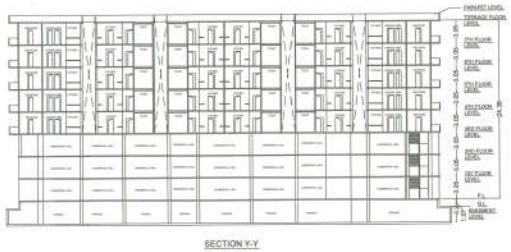

SECTION Y-Y

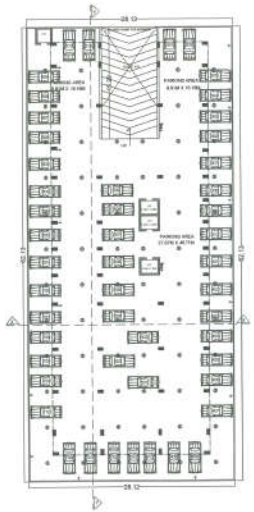

BASEMENT FLOOR PLAN

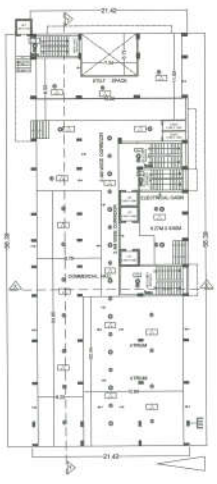

GROUND FLOOR PLAN

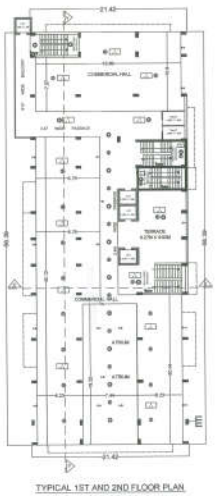

TYPICAL 1ST AND 2ND FLOOR PLAN

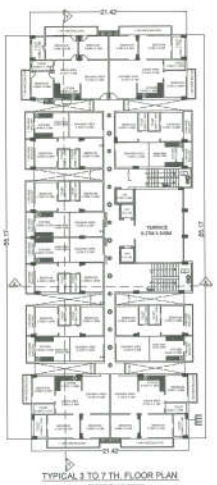

TYPICAL 3 TO 7 TH. FLOOR PLAN

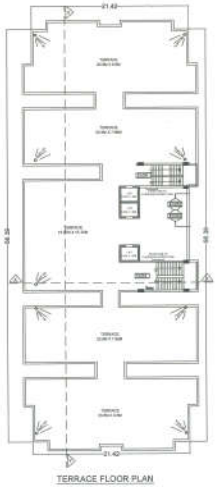

TERRACE FLOOR PLAN

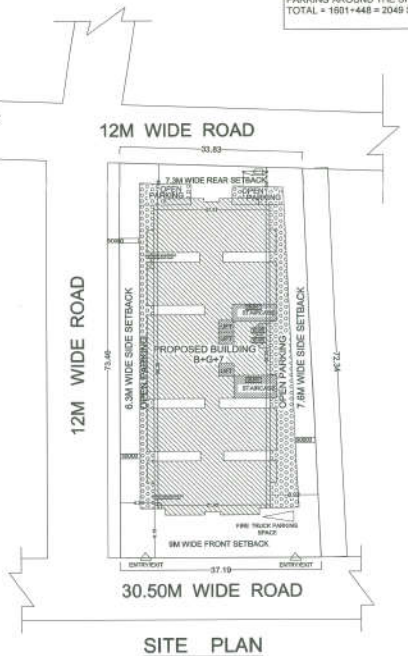

SITE PLAN

SCHEDULE OF DOORS & WINDOWS					
TYPE	WIDTH	HEIGHT	S .L. LVL	LINTEL LVL	REMARKS
D	1.22	2.13	0 0	2.13	PANNELD
W1	1.52	1.82	.91	2.59	GLAZING
V	.91	.30	2.13	2.59	GLAZING

FIRE LEGEND

1. HYDRAND OUT LET VALVE WET.
2. HOSE REEL.
3. UNDER GROUND STATIC TANK WITH 50,000 LTR CAPACITY.
4. OVER HEAD WATER TANK WITH CAPACITY.
5. SEAMESE CONNECTION.
6. ELECTRICALLY INSULATED METAL STRIP OF 2.5 X 3.5 MM.
7. EXTINGUISHER.
8. AUTOMATIC INDICATTR.
9. AREA COVERED BY SMOKE DETECTER.
10. FIRE ALARM CALL POINT.
11. AUDIBLE WARNING DEVICE.
12. LOUD SPEAKER OUT LET.
13. MICROPHONE POSITION.
14. FIRE RESISTANCE DOOR.
15. SPRINKLER.
16. EMERGENCY LIGHT POINT
17. DOWN COMMER SYSTEM
18. ILLUMITED EXIT SIGN

WATER TANK CALCULATION

TAKING 12PPL/1000 SQFT
=> NO. OF PPL =[(Area of floor/1000)*12]
= [(93026/1000)*12]
= 971

TOTAL NO. OF PPL = 971
water required = 90Lpersonn/day
water tank required capacity - 77680 L
For 1000 L = 1m3
Thus tank capacity =77680L/1000= 78 m3
Therefore tank size provided :-
9m x 3.5m x 1.9m = 59.8 ~ 60 m3
with capacity - 60000 L
No. of tanks = 2

SEPTIC TANK CALCULATION

For 971 ppl
Volume required - 0.085 M3 / head /day
TOTAL REQUIRED VOLUME = 0.085 X 971
=83 M3

That is - 83000 LTR.
PROVIDED SIZE OF SEPTIC TANK
=3.8 X6.0 X .9 = 20.52M3
TOTAL NO. OF TANKS PROVIDED = 4

PARKING CALCULATION

PARKING REQUIRED
COMMERCIAL PARKING
= 30% OF 3371 SQM = 1011 SQM
RESIDENTIAL PARKING
= 25% OF 4150 SQM = 1038 SQM

TOTAL PARKING REQUIRED -2049 SQM
IN BASEMENT = 1601 SQMT
PARKING AROUND THE SITE = 448 SQMT
TOTAL = 1601+448 = 2049 SQ MT

SPECIFICATION

1. FOUNDATION :- ISOLATED COMBINED R.C.C.PILE FOUNDATION AS/STR. DESIGN.
2. SUPER STR. :- R.C.C. FRAME STRUCTURE
3. FIRST CLASS BRICK IN CEMENT MORTAR
4. FLOORING :- MOSAIC FLOORING IN ALL INDOOR AREAS AND I.P.S. FLOORING IN OTHER AREAS CORRIDOR WILL KOTA STONE FLOORING.
5. WALL FINISH :- INTERNAL WALLS AND CEILLINGS CEMENT PLASTER IN 1:6 WITH WHITE CEMENT WASH .
6. DOOR :- 30 MM FLUSH PLY SHUTTERS IN SAL WOOD / STEEL FRAMES POINTED WITH CEATES OVER A COAT OF PRIMER OF ROLLING SHUTTER OF SYNTHETIC ENAMEL PRINT .
7. WINDOWS :- STEEL / WOODEN WINDOWS WITH GLAZING AS / DESIGN :
8. TOILET :- SANITARY WARES THAT IS WASH BASIN AND W. C. OF WHITE PORCELAIN ALL FITTINGS AND FIXTURES CHROMIUM PLATED OF STANDARD MARK GLAZED ALL INTERNAL G.I. PIPES CONCEALED .
9. ELECTRICAL :- CONCEALED P.V.C. CONDUIT WIRING WITH STANDARD ELECTRICL ACCESSORIESS ADEQUATE LIGHT / POWER POINTS (WITH OUT ELECTRICAL FITTINGS LIKE TUBE, BULBS , FANS ETC.)
10. WATER SUPPLY :- ROUND THE CLOCK WATER SUPPLY BY MEANS OF OWN BORING / CONDOUS MUNICIPAL WATER SUPPLY .

AREA CALCULATION

TOTAL AREA OF PLOT AS/DEED	= 2530.00 M2
BASEMENT FLOOR B/UP AREA	= 1747.00 M2
GROUND FLOOR B/UP AREA	= 592.00 M2
(COMMERCIAL)	
FIRST FLOOR B/UP AREA	= 820.00 M2
(COMMERCIAL)	
SECOND FLOOR B/UP AREA	= 820.00 M2
(COMMERCIAL)	
THIRD FLOOR B/UP AREA	= 820.00 M2
(RESIDENTIAL)	
FOURTH FLOOR B/UP AREA	= 820.00 M2
(RESIDENTIAL)	
FIFTH FLOOR B/UP AREA	= 820.00 M2
(RESIDENTIAL)	
SIXTH FLOOR B/UP AREA	= 820.00 M2
(RESIDENTIAL)	
SEVENTH FLOOR B/UP AREA	= 820.00 M2
(RESIDENTIAL)	
TOTAL B/UP AREA FOR ALL FLOOR	= 6392.00 M2

F.A.R. = 2.49
COVERAGE AREA = 44.98 %

PLOT DETAIL

PROPOSED B+G+7 RESIDENTIAL CUM COMMERCIAL BUILDING FOR
LAND OWNER
1. NAHEED KAZMI W/O LATE MASOOD KAZMI
2. MAHBOOB AZIZ KAZMI ALIAS LALO
S/O LATE DR. AZIZUR RAHMAN KAZMI

DEVELOPER
M/S GHARANA ASSOCIATES INFRA PROMOTERS Pvt. Ltd.

PLOT DETAIL
AT - KAREEMGANJ
MAUZA - MURARPUR
THANA NO. - 05
KHATA NO. - 36 (NEW) 118 (OLD)
PLOT NO. - 3000/5654 (NEW) 193 (OLD)
WARD NO. - 25
SURVEY WARD NO. - 18
HOLDING NO. - 130 (NEW), 283 (OLD) ,86 (NEW),184 (OLD)

NORTH:-

SIGN OF OWNER.	SIGN OF DEVELOPER
Naheed Kazmi	Director, Ghrana Associates Infra Promoters Pvt. Ltd. Registered Office: Gaya Municipal Corporation Gaya
SIGN OF STRUCTURE ENG.	SIGN OF ARCHITECT
SUNIL KUMAR, Certified Structure Engineer, U.B.H.D. Patna, Reg.No. 06/UBHDEC/3477	ARCHITECT, PRASHANT SINHA, Reg. No. CA/2019/00138