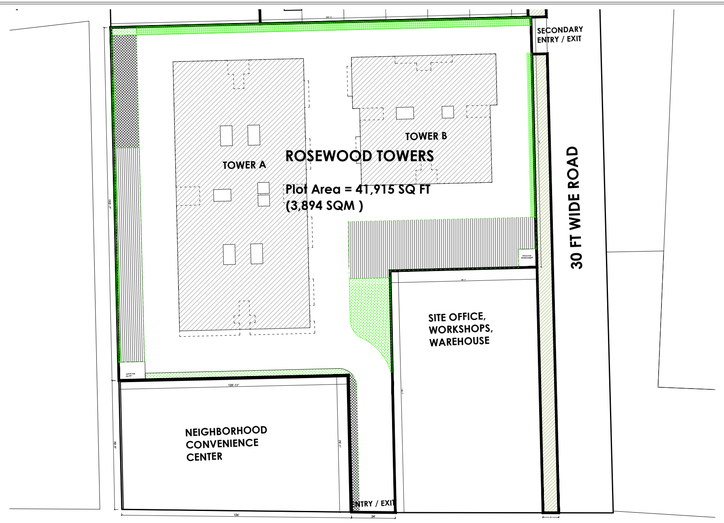

2 DETAIL AT A - LOCATION PLAN

SCALE: 3/128" = 1'

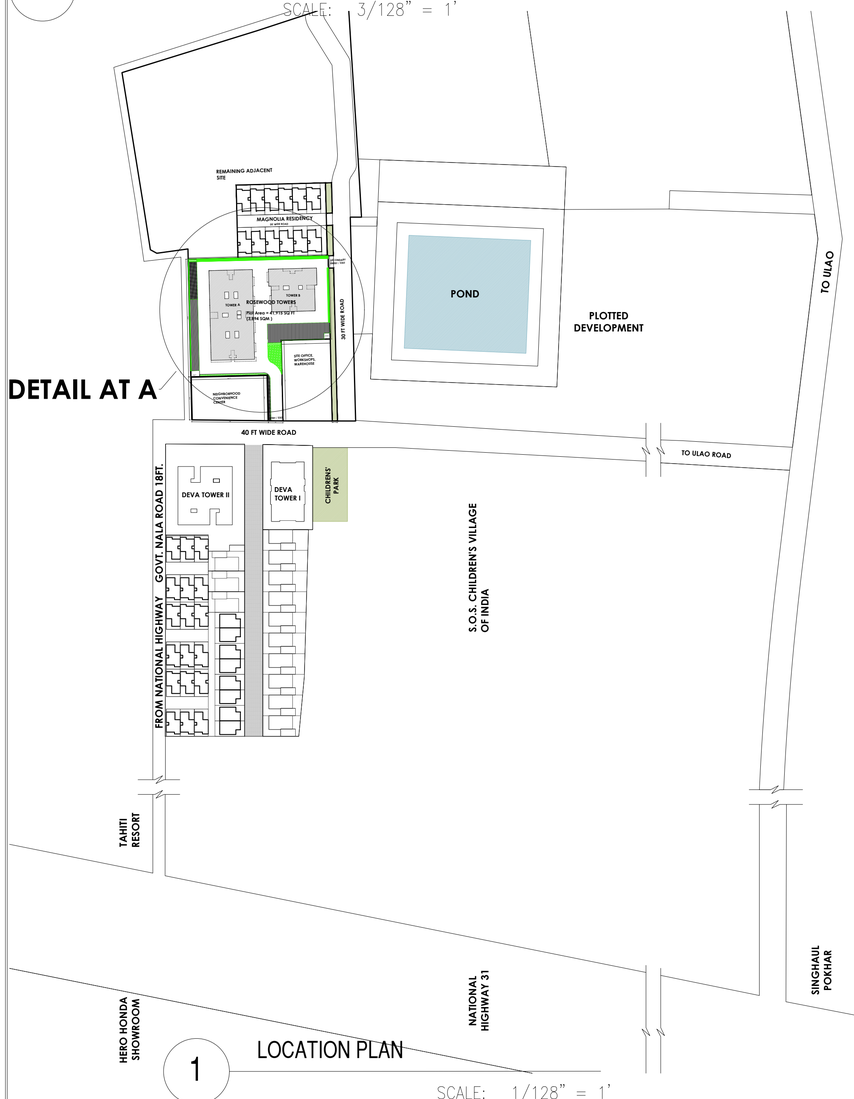

1 LOCATION PLAN

SCALE: 1/128" = 1'

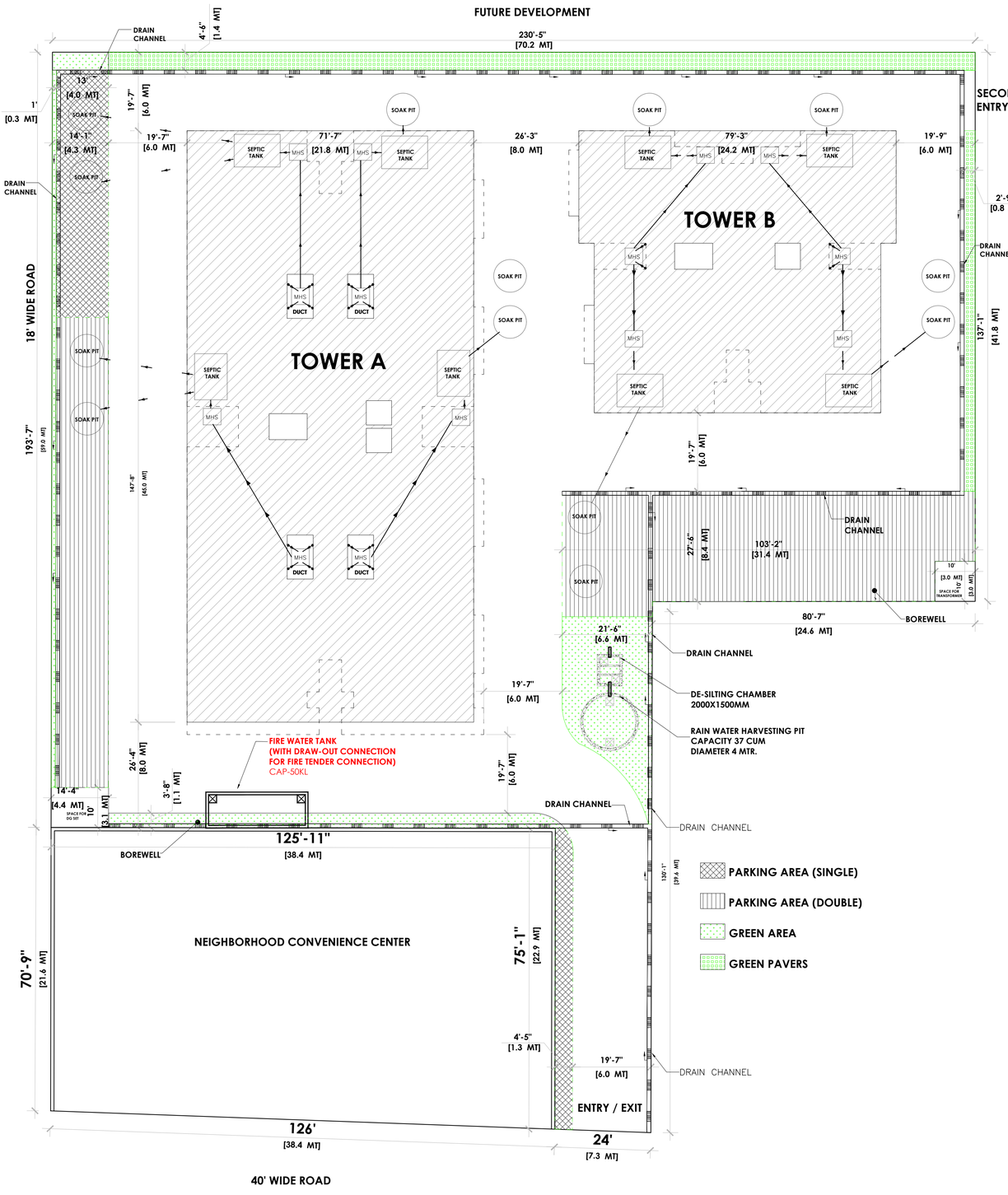

40' WIDE ROAD

3 SITE PLAN

SCALE: 1/16" = 1'

NOTES

1. ALL DIMENSIONS ARE IN FEET AND INCHES
2. ALL LEVELS INDICATED ARE IN FEET AND INCHES.
3. DIMENSIONS / LEVELS INDICATED ARE FINISHED UNLESS OTHERWISE SPECIFIED.
4. ONLY WRITTEN DIMENSIONS TO BE FOLLOWED. DO NOT SCALE THE DRAWING.
5. ELEVATION LEVELS & DIMENSIONS SHOWN TO BE VERIFIED AT SITE BEFORE COMMENCEMENT OF WORK. ANY DISCREPANCIES, IF NOTED, SHOULD BE BROUGHT TO THE ATTENTION OF ARCHITECT PRIOR TO THE COMMENCEMENT OF WORK.

TOTAL PLOT AREA = 41915 SQ.FT. (3894 SQM)

AREA CALCULATION		
PLOT AREA	**41,915**	**3,894.03**
TOWER A		
	AREA (SQ.FT.)	AREA (SQ.MTS.)
STILT FLOOR BUILT UP AREA	2,008	186.55
FIRST FLOOR BUILT UP AREA	8,828	820.15
SECOND FLOOR BUILT UP AREA	8,828	820.15
THIRD FLOOR BUILT UP AREA	8,828	820.15
FORTH FLOOR BUILT UP AREA	8,828	820.15
FIFTH FLOOR BUILT UP AREA	8,828	820.15
SIXTH FLOOR BUILT UP AREA	8,828	820.15
SEVENTH FLOOR BUILT UP AREA	8,828	820.15
BUILT UP AREA ALL FLOORS (EXCLUDING BALCONIES)	63,804	5,927.58
50% AREA OF PROJECTED BALCONIES	5455.925	506.87
TOTAL BUILT UP AREA	**69,260**	**6,434.45**
TOWER B		
	AREA (SQ.FT.)	AREA (SQ.MTS.)
STILT FLOOR BUILT UP AREA	620	57.60
FIRST FLOOR BUILT UP AREA	4,304	399.85
SECOND FLOOR BUILT UP AREA	4,304	399.85
THIRD FLOOR BUILT UP AREA	4,304	399.85
FORTH FLOOR BUILT UP AREA	4,304	399.85
FIFTH FLOOR BUILT UP AREA	4,304	399.85
SIXTH FLOOR BUILT UP AREA	4,304	399.85
SEVENTH FLOOR BUILT UP AREA	4,304	399.85
BUILT UP AREA ALL FLOORS (EXCLUDING BALCONIES)	30,748	2,856.58
50% AREA OF PROJECTED BALCONIES	2596.5	241.26
TOTAL BUILT UP AREA	**33,345**	**3,097.84**
TOTAL SITE AREA	**41,915**	**3,894.03**
TOTAL BUILT UP AREA (F.A.R. = 2.45)	**3,07,605**	**9,532.38**

F.A.R.=2.45 TOTAL BUILT UP AREA	= 1,02,605 SQ.FT.
NET PLOT AREA	= 41,915 SQ.FT.
BUILT UP AREA FOR PARKING	= 1,02,605 SQ.FT. (SQM)
TOTAL PARKING SPACE CALCULATION	= 25,703.1 SQ.FT. (2387.89 SQM)
OPEN CAR PARKING AREA	= 1134.97 SQ.FT. (105.44 SQM)
DOUBLE CAR PARKING AREA	= 8741.83 SQ.FT. (812.14 SQM)
PARKING AREA ON STILTS	= 15,826.3 SQ.FT. (1470.31 SQM)
AREA LEFT FOR GREEN SPACE (5.1%)	= 2,104 SQ.FT. (195.46 SQM)

PARKING CALCULATION

PROPOSED RESIDENTIAL PARKING

CAR PARKING FOR	= 25% OF BUILT UP
GROSS CAR PARKING = 1,02,605 X 25%	= 25,651.3 SQ.FT. (2383.1 SQM)
REQUIRED TOTAL CAR PARKING AREA	= 25,651.3 SQ.FT. (2383.1 SQM)
OPEN CAR PARKING AREA	= 1134.97 SQ.FT. (105.44 SQM)
PARKING AREA ON STILTS	= 15,826.3 SQ.FT. (1470.31 SQM)
DOUBLE CAR PARKING AREA	= 8741.83 SQ.FT. (812.14 SQM)
TOTAL PROVIDED PARKING CAPACITY	= 1134.97 + 15,826.3 + 8741.83 SQ.FT. = 25,703.1 SQ.FT. (2387.89 SQM)

GREEN AREA CALCULATION

TOTAL NET PLOT AREA	= 41,915 SQ.FT. (3894 SQM)
GREEN SPACE AREA % REQUIRED = 41,915 X 5%	= 2,095.75 SQ.FT.(194.7 SQM)
TOTAL PROVIDED GREEN SPACE	= 2,104 SQ.FT. (195.46 SQM)

PROJECT AND OWNER:

ROSEWOOD TOWERS (TOWER A AND TOWER B)

BEGUSARAI, BIHAR

PROPOSED BUILDING PLANS FOR
DEVA DEVELOPERS
(Proprietor - BHARAT BHUSHAN DEVA)
SP NO. 1459 AND SP NO. 1460, TAUZI NO. - 822, THANA-373, JAMABANDI - 330, MAUZA- SINGHAUL, BEGUSARAI
PART OF NAGAR NIGAM BEGUSARAI
MOHALLAH SINGHAUL, WARD NO. 2

DRAWING TITLE:

LOCATION PLAN & SITE PLAN

DATE	SCALE
05-Jan-22	AS NOTED
I	DRAWING NO. : AA-01 REVISED FIRE DRAWING DATED 05 -JAN-2022

OWNER

EMPANELLED ARCHITECT

EMPANELLED ENGINEER



3 SITE PLAN - FIRE TENDER PATH

SCALE: 3/128" = 1'

NOTES

1. ALL DIMENSIONS ARE IN FEET AND INCHES
2. ALL LEVELS INDICATED ARE IN FEET AND INCHES.
3. DIMENSIONS / LEVELS INDICATED ARE FINISHED UNLESS OTHERWISE SPECIFIED.
4. ONLY WRITTEN DIMENSIONS TO BE FOLLOWED. DO NOT SCALE THE DRAWING.
5. ELEVATION LEVELS & DIMENSIONS SHOWN TO BE VERIFIED AT SITE BEFORE COMMENCEMENT OF WORK. ANY DISCREPANCIES, IF NOTED, SHOULD BE BROUGHT TO THE ATTENTION OF ARCHITECT PRIOR TO THE COMMENCEMENT OF WORK.

PROJECT AND OWNER:

ROSEWOOD TOWERS (TOWER A AND TOWER B)

BEGUSARAI, BIHAR

PROPOSED BUILDING PLANS FOR
DEVA DEVELOPERS
(Proprietor - BHARAT BHUSHAN DEVA)
SP NO. 1659 AND SP NO. 1660, TAUZI NO. - 822, THANA-373, JAMASAHDI - 330, MAUZA- SINGHAUL BEGUSARAI
PART OF NAGAR NIGAM BEGUSARAI,
MOHALLAH SINGHAUL, WARD NO. 2

DRAWING TITLE:

SITE PLAN - FIRE TENDER PATH

DATE	SCALE
05-Jan-22	1/128" = 1'

DRAWING NO. :

AA-02

REVISED FIRE DRAWING DATED 05 -JAN-2022

OWNER

EMPANELLED ARCHITECT

EMPANELLED ENGINEER

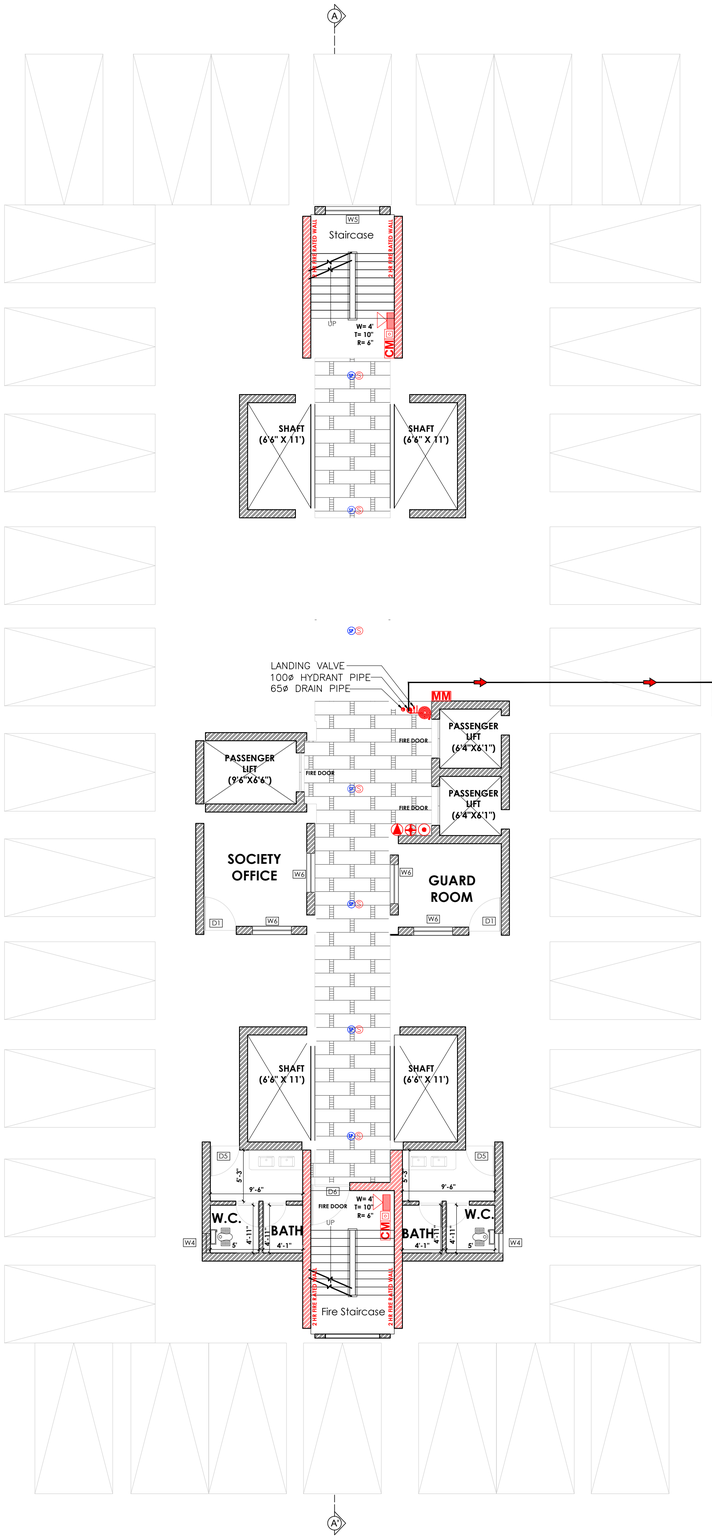

4 STILT FLOOR PLAN

SCALE: 1/8" = 1'

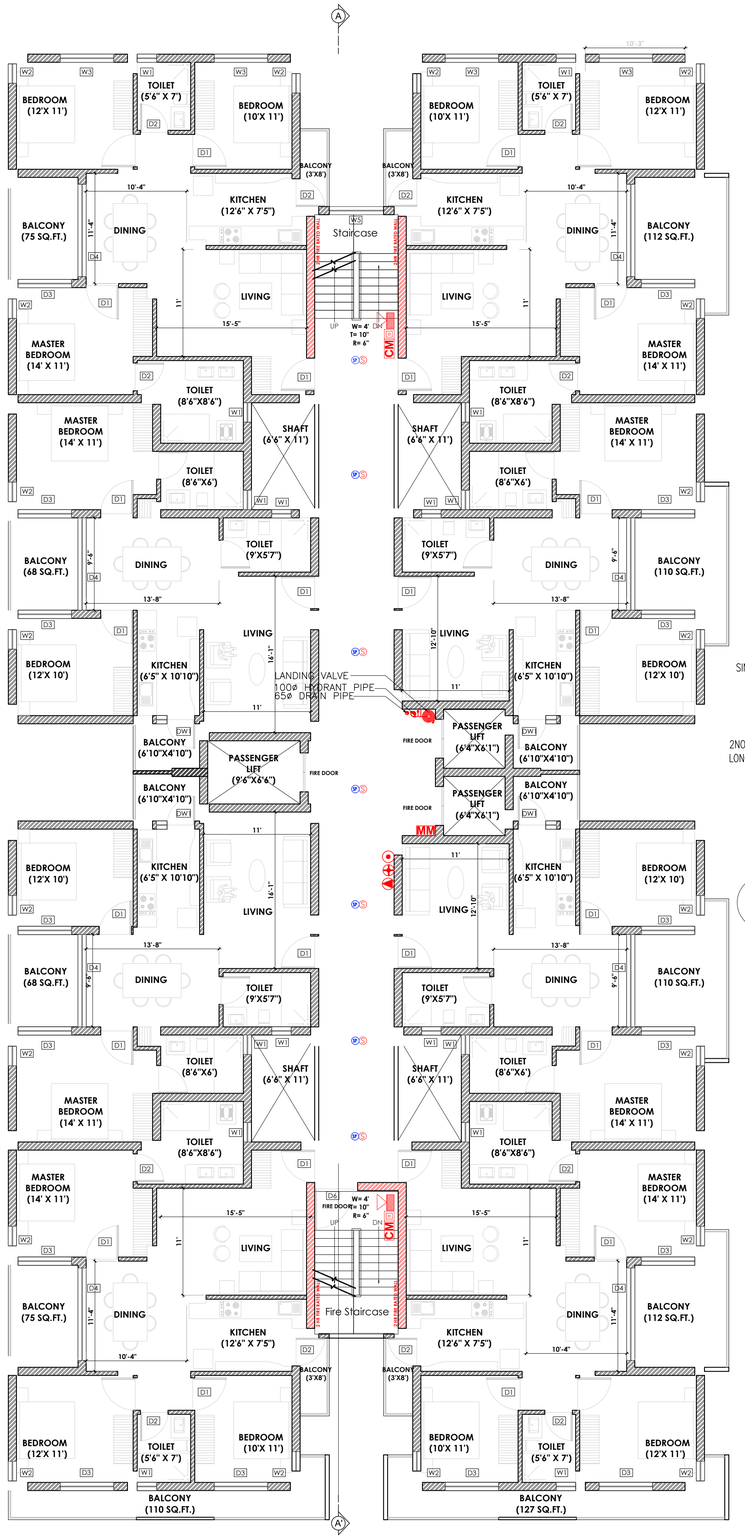

5 FIRST FLOOR PLAN

SCALE: 1/8" = 1'

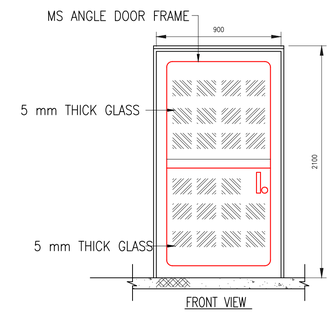

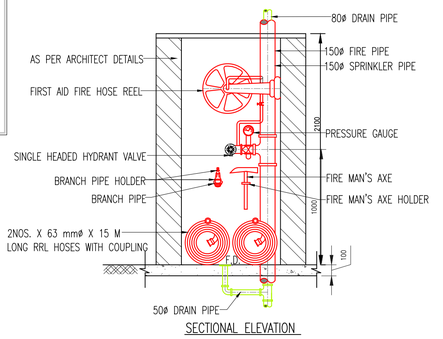

PROVISIONS FOR FIRE SAFETY

SCALE: 1/4" = 1'

FIRE PROTECTION LEGEND	
SYMBOL	DESCRIPTION
FHC	FIRE HOSE CABINET 1. SINGLE HEADED LANDING VALVE–1NO. 2. HOSE REEL(30MTR.)–1NO. 3. RRL HOSE(15MTR.)–2NO. 4. BRANCH PIPE–1NO. 5. FIREMAN'S AXE–1NO.
	FIRE HYDRANT PIPE
	BALL/BUTTERFLY/SLUICE VALVE
	MOTORIZED VALVE
	NON RETURN VALVE
	FLOW DIRECTION (PRESSURIZED)
	RISER CONNECTION
	DROP CONNECTION
	4.5 kg CO2 TYPE EXTINGUISHER
	6 kg ABC DRY POWDER TYPE EXT.
	9 LTR. WATER CO2 TYPE EXT.
	5 KG CEILING MOUNTED MODULAR TYPE
	9 LTS. MECHANICAL FOAM TYPE EXT.

1. CAPACITY OF OVERHEAD FIRE WATER TANKS – 01 TANK OF CAPACITY 25KL ON EACH TOWER ON TERRACE, PROVIDED AS PER CLAUSE NO. 5.1.2.1; TABLE 7, NBC–2016 FIRE AND LIFE SAFETY, PART IV.
2. CAPACITY OF UNDERGROUND TANK – 50KL

ELECTRICAL LEGEND:	
SYMBOL	DESCRIPTION
S	TRUE CEILING SMOKE DETECTOR
SP	SPEAKER
H	HEAT DETECTOR
	MANUAL CALL POINT
	HOOTER CUM STROBE
CM	CONTROL MODULE

NOTES

1. ALL DIMENSIONS ARE IN FEET AND INCHES
2. ALL LEVELS INDICATED ARE IN FEET AND INCHES.
3. DIMENSIONS / LEVELS INDICATED ARE FINISHED UNLESS OTHERWISE SPECIFIED.
4. ONLY WRITTEN DIMENSIONS TO BE FOLLOWED. DO NOT SCALE THE DRAWING.
5. ELEVATION LEVELS & DIMENSIONS SHOWN TO BE VERIFIED AT SITE BEFORE COMMENCEMENT OF WORK. ANY DISCREPANCIES, IF NOTED, SHOULD BE BROUGHT TO THE ATTENTION OF ARCHITECT PRIOR TO THE COMMENCEMENT OF WORK.

OPENING/ DOOR SCHEDULE

TYPE	OPENING WIDTH	OPENING HEIGHT	WIDTH	HEIGHT	SILL
D1	3'4"	7'0"	3'0"	6'80"	0
D2	2'80"	7'0"	2'6"	6'80"	0
D3	5'6"	8'2"	2'6"	8'	0
D4	9'6"	8'2"	2'11"	8'	0
D5	3'	7'0"	2'8"	6'80"	0
D6	4'	7'0"	3'8"	6'80"	0
D7	11'	8'2"	3'7"	8'	0
DW1	3'81"	7'0"	2'80"	6'80"	0

WINDOW SCHEDULE

TYPE	WINDOW WIDTH	WINDOW SILL	LINTEL
W1	2'	6'2"	8'2"
W2	2'	3'	8'2"
W3	5'6"	3'	8'2"
W4	2'	5'2"	7'6"
W5	5'7"	5'1"	8'2"
W6	4'	3'	8'2"
W7	3'	3'	8'2"
W8	5'6"	3'10"	8'2"

SPECIFICATION

1	FOUNDATION	R.C.C RAFT FOUNDATION
2	SUPERSTRUCTURE	EST GLASS BRICK WORK IN 1:6 CEMENT PLASTER
3	FLOORING	TILE FLOORING
4	LINTEL	R.C.C LINTEL AS PER DESIGN
5	ROOF	5" THICK R.C.C ROOF SLAB
6	PLASTER	12.5 MM THK CEMENT PLASTER
7	FINISHING	2 COAT OF CEMENT WASH

PROJECT AND OWNER:

ROSEWOOD TOWERS (TOWER A AND TOWER B)

BEGUSARAI, BIHAR

PROPOSED BUILDING PLANS FOR
DEVA DEVELOPERS
(Proprietor - BHARAT BHUSHAN DEVA)
SP NO. 1459 AND SP NO. 1660, TAUZI NO. - 822, THANA-373, JAMABANDI - 330, MAUZA- SINGHAUL, BEGUSARAI
PART OF NAGAR NIGAM BEGUSARAI,
MOHALLAH SINGHAUL, WARD NO. 2

DRAWING TITLE:

STILT & FIRST FLOOR PLAN (TOWER A)

DATE	SCALE
05-Jan-22	1/8" = 1'

DRAWING NO. :

AA-03

REVISED FIRE DRAWING DATED 05 -JAN-2022

OWNER

EMPANELLED ARCHITECT

EMPANELLED ENGINEER

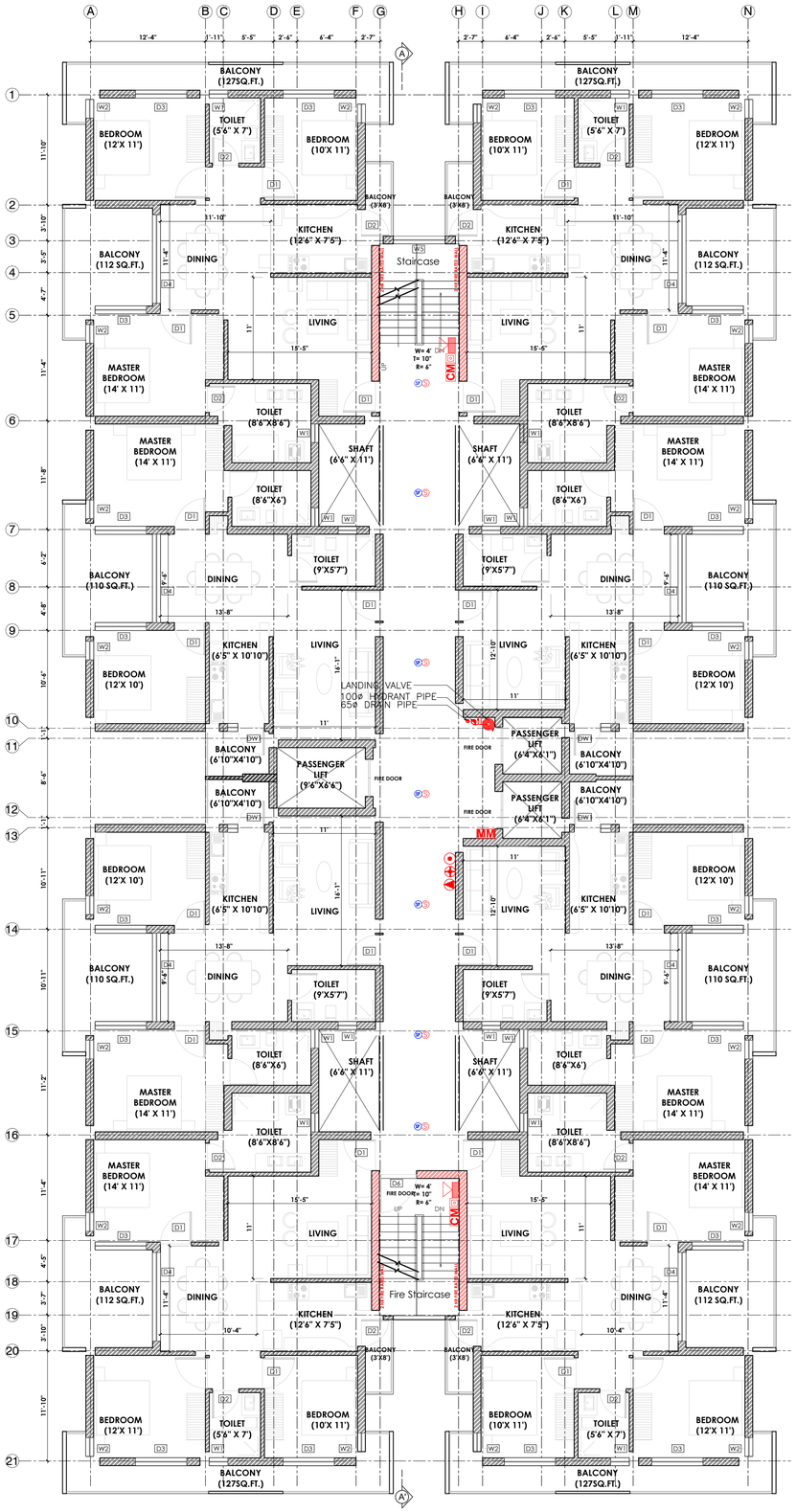

6 TYPICALFLOOR PLAN (SECOND FLOOR)

SCALE: 1/8" = 1'

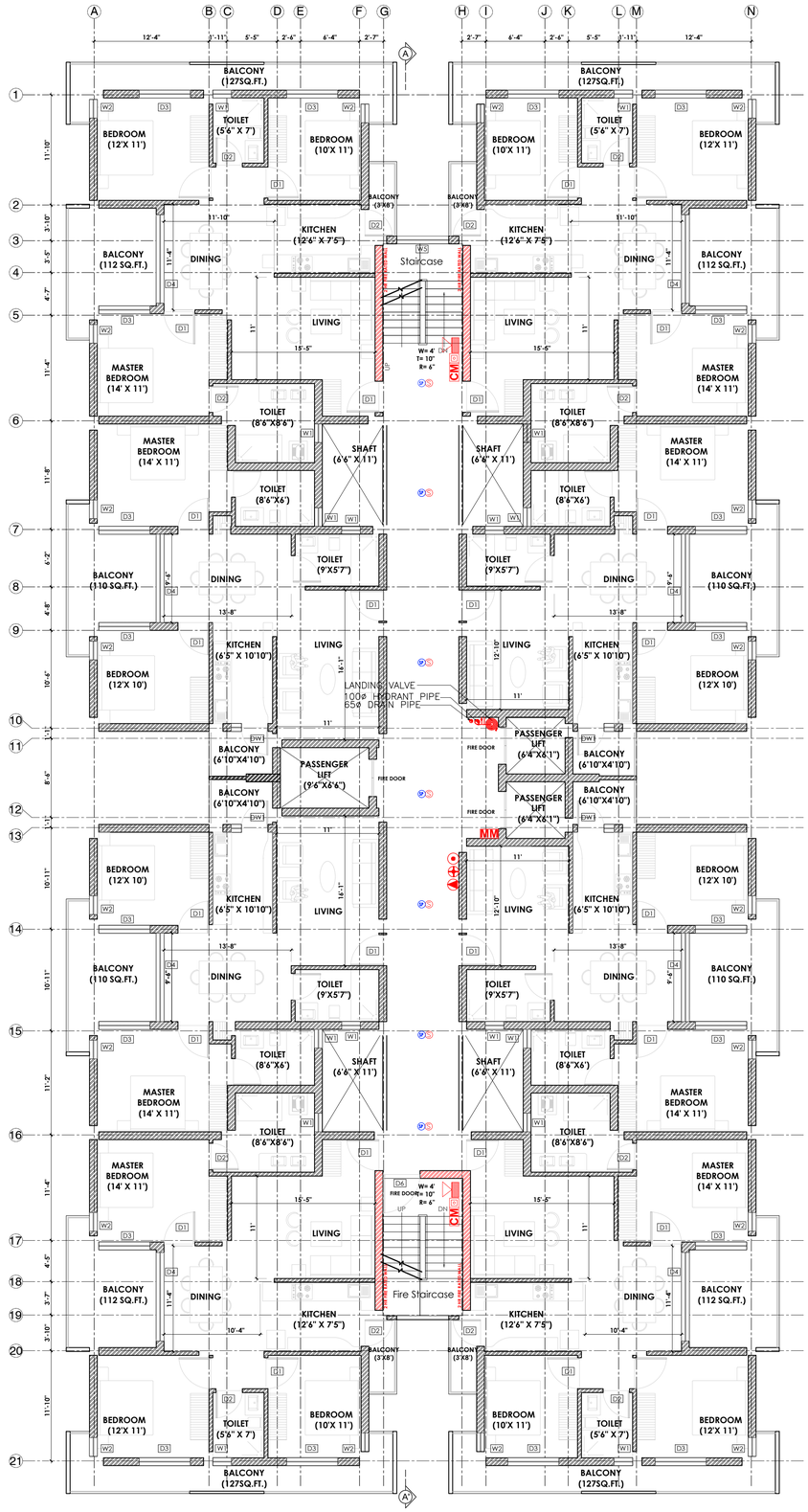

7 TYPICALFLOOR PLAN (THIRD TO SEVENTH FLOOR)

SCALE: 1/8" = 1'

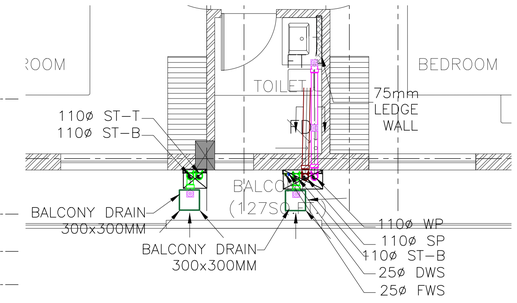

DT-1 TYPICAL TOILET DRAINAGE AND WATER SUPPLY

SCALE: 1/4" = 1'

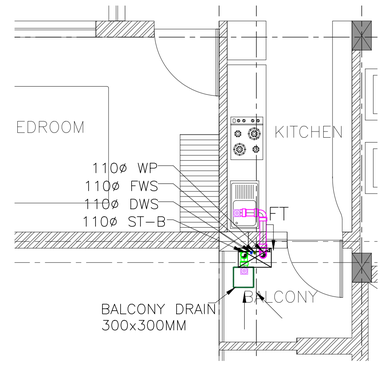

DT-2 TYPICAL KITCHEN DRAINAGE AND WATER SUPPLY

SCALE: 1/4" = 1'

PLUMBING LEGEND: INTERNAL	
SP	SOIL PIPE
WP	WASTE PIPE (FT TO STACK)
WP	WASTE PIPE (WB/FD TO FT)
ST–T	STORM PIPE (TERRACE)
ST–B	STORM PIPE (BALCONY)
DWS	DOMESTIC WATER SUPPLY PIPE
HWS	HOT WATER SUPPLY PIPE
FWS	FLUSHING WATER SUPPLY PIPE
FWR	FLUSHING WATER RISER PIPE
DWR	DOMESTIC WATER RISER PIPE
FT	FLOOR TRAP
FD	FLOOR DRAIN
FCO	CEILING OUT PLUG (SUNKEN)
COP	CEILING OUT PLUG (UNDER–SLUNG)
	BALL/BUTTERFLY VALVE
	FLOW DIRECTION (GRAVITY)
	FLOW DIRECTION (PRESSURIZED)
	150mm LEDGE WALL

FIRE PROTECTION LEGEND	
SYMBOL	DESCRIPTION
FHC	FIRE HOSE CABINET 1. SINGLE HEADED LANDING VALVE–1NO. 2. HOSE REEL(30MTR.)–1NO. 3. RRL HOSE(15MTR.)–2NO. 4. BRANCH PIPE–1NO. 5. FIREMAN'S AXE–1NO.
	FIRE HYDRANT PIPE
	BALL/BUTTERFLY/SLUICE VALVE
	MOTORIZED VALVE
	NON RETURN VALVE
	FLOW DIRECTION (PRESSURIZED)
	RISER CONNECTION
	DROP CONNECTION
	4.5 kg CO2 TYPE EXTINGUISHER
	6 kg ABC DRY POWDER TYPE EXT.
	9 LTR. WATER CO2 TYPE EXT.
	5 KG CEILING MOUNTED MODULAR TYPE
	9 LTS. MECHANICAL FOAM TYPE EXT.

1. CAPACITY OF OVERHEAD FIRE WATER TANKS – 01 TANK OF CAPACITY 25KL ON EACH TOWER ON TERRACE, PROVIDED AS PER CLAUSE NO. 5.1.2.1; TABLE 7, NBC–2016 FIRE AND LIFE SAFETY, PART IV.
2. CAPACITY OF UNDERGROUND TANK – 50KL

ELECTRICAL LEGEND:	
SYMBOL	DESCRIPTION
	TRUE CEILING SMOKE DETECTOR
	SPEAKER
	HEAT DETECTOR
	MANUAL CALL POINT
	HOOTER CUM STROBE
CM	CONTROL MODULE

NOTES

1. ALL DIMENSIONS ARE IN FEET AND INCHES
2. ALL LEVELS INDICATED ARE IN FEET AND INCHES.
3. DIMENSIONS / LEVELS INDICATED ARE FINISHED UNLESS OTHERWISE SPECIFIED.
4. ONLY WRITTEN DIMENSIONS TO BE FOLLOWED. DO NOT SCALE THE DRAWING.
5. ELEVATION LEVELS & DIMENSIONS SHOWN TO BE VERIFIED AT SITE BEFORE COMMENCEMENT OF WORK. ANY DISCREPANCIES, IF NOTED, SHOULD BE BROUGHT TO THE ATTENTION OF ARCHITECT PRIOR TO THE COMMENCEMENT OF WORK.

OPENING/ DOOR SCHEDULE

TYPE	OPENING WIDTH	OPENING HEIGHT	WIDTH	HEIGHT	SILL
D1	3'4"	7'0"	3'0"	6'60"	0
D2	2'80"	7'0"	2'6"	6'30"	0
D3	5'6"	8'2"	2'6"	8'	0
D4	9'6"	8'2"	2'11"	8'	0
D5	3'	7'0"	2'8"	6'30"	0
D6	4'	7'0"	3'8"	6'30"	0
D7	11'	8'2"	3'7"	8'	0
DW1	3'31"	7'0"	2'30"	6'30"	0

WINDOW SCHEDULE

TYPE	WINDOW WIDTH	WINDOW SILL	LINTEL
W1	2'	6'2"	8'2"
W2	2'	3'	8'2"
W3	5'6"	3'	8'2"
W4	2'	5'2"	7'6"
W5	5'7"	5'1"	8'2"
W6	4'	3'	8'2"
W7	3'	3'	8'2"
W8	5'5"	3'10"	8'2"

SPECIFICATION

1	FOUNDATION	R.C.C RAFT FOUNDATION
2	SUPERSTRUCTURE	1ST CLASS BRICK WORK IN 1:6 CEMENT PLASTER
3	FLOORING	TILE FLOORING
4	LINTEL	R.C.C LINTEL AS PER DESIGN
5	ROOF	5" THICK R.C.C ROOF SLAB
6	PLASTER	12.5 MM THK CEMENT PLASTER
7	FINISHING	2 COAT OF CEMENT WASH

PROJECT AND OWNER:

ROSEWOOD TOWERS (TOWER A AND TOWER B)

BEGUSARAI, BIHAR

PROPOSED BUILDING PLANS FOR
DEVA DEVELOPERS
(Proprietor - BHARAT BHUSHAN DEVA)
SP NO. 1459 AND SP NO. 1660, TAUZI NO. - 822, THANA-373, JAMABANDI - 330, MAUZA- SINGHAUL, BEGUSARAI
PART OF NAGAR NIGAM BEGUSARAI,
MOHALLAH SINGHAUL, WARD NO. 2

DRAWING TITLE:

TYPICAL FLOOR PLANS (TOWER A)

DATE	SCALE
05-Jan-22	1/8" = 1'

DRAWING NO. : AA-04

REVISED FIRE DRAWING DATED 05 -JAN-2022

OWNER

EMPANELLED ARCHITECT

EMPANELLED ENGINEER

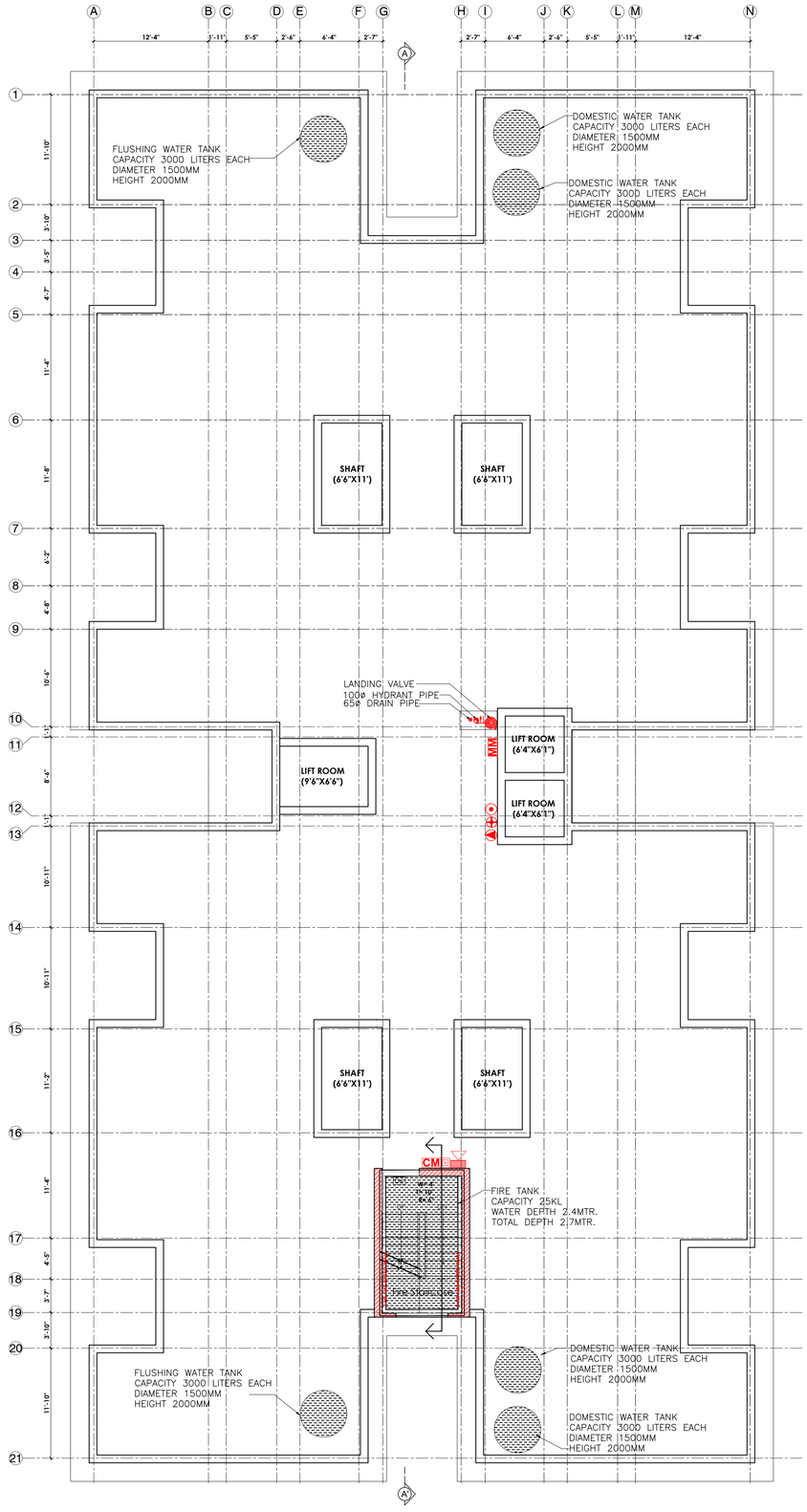

8 TERRACE FLOOR PLAN

SCALE: 1/8" = 1'

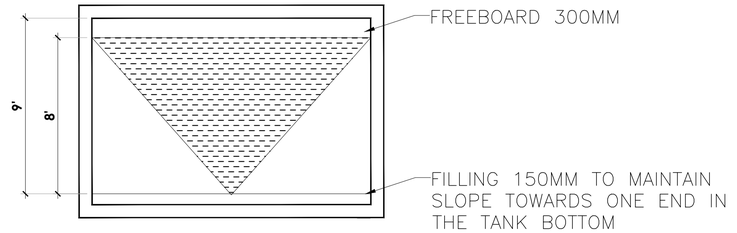

SECTION A–A'

DT-1 SECTION AA' FOR WATER TANK

SCALE: 1/4" = 1'

FIRE PROTECTION LEGEND	
SYMBOL	DESCRIPTION
FHC	FIRE HOSE CABINET 1. SINGLE HEADED LANDING VALVE–1NO. 2. HOSE REEL(30MTR.)–1NO. 3. RRL HOSE(15MTR.)–2NO. 4. BRANCH PIPE–1NO. 5. FIREMAN'S AXE–1NO.
	FIRE HYDRANT PIPE
	BALL/BUTTERFLY/SLUICE VALVE
	MOTORIZED VALVE
	NON RETURN VALVE
	FLOW DIRECTION (PRESSURIZED)
	RISER CONNECTION
	DROP CONNECTION
	4.5 kg CO2 TYPE EXTINGUISHER
	6 kg ABC DRY POWDER TYPE EXT.
	9 LTR. WATER CO2 TYPE EXT.
	5 KG CEILING MOUNTED MODULAR TYPE
	9 LTS. MECHANICAL FOAM TYPE EXT.

1. CAPACITY OF OVERHEAD FIRE WATER TANKS – 01 TANK OF CAPACITY 25KL ON EACH TOWER ON TERRACE, PROVIDED AS PER CLAUSE NO. 5.1.2.1; TABLE 7, NBC–2016 FIRE AND LIFE SAFETY, PART IV.
2. CAPACITY OF UNDERGROUND TANK – 50KL

ELECTRICAL LEGEND:	
SYMBOL	DESCRIPTION
S	TRUE CEILING SMOKE DETECTOR
SP	SPEAKER
	HEAT DETECTOR
	MANUAL CALL POINT
	HOOTER CUM STROBE
CM	CONTROL MODULE

NOTES

1. ALL DIMENSIONS ARE IN FEET AND INCHES
2. ALL LEVELS INDICATED ARE IN FEET AND INCHES.
3. DIMENSIONS / LEVELS INDICATED ARE FINISHED UNLESS OTHERWISE SPECIFIED.
4. ONLY WRITTEN DIMENSIONS TO BE FOLLOWED. DO NOT SCALE THE DRAWING.
5. ELEVATION LEVELS & DIMENSIONS SHOWN TO BE VERIFIED AT SITE BEFORE COMMENCEMENT OF WORK. ANY DISCREPANCIES, IF NOTED, SHOULD BE BROUGHT TO THE ATTENTION OF ARCHITECT PRIOR TO THE COMMENCEMENT OF WORK.

OPENING/ DOOR SCHEDULE

TYPE	OPENIGN WIDTH	OPENING HEIGHT	WIDTH	HEIGHT	SILL
D1	3'4"	7'0"	3'0"	6'10"	0
D2	2'10"	7'0"	2'6"	6'10"	0
D3	5'6"	8'2"	2'6"	8'	0
D4	9'6"	8'2"	2'11"	8'	0
D5	3'	7'0"	2'8"	6'10"	0
D6	4'	7'0"	3'8"	6'10"	0
D7	11'	8'2"	3'7"	8'	0
DW1	3'11"	7'0"	2'10"	6'10"	0

WINDOW SCHEDULE

TYPE	WINDOW WIDTH	WINDOW SILL	LINTEL
W1	2'	6'2"	8'2"
W2	2'	3'	8'2"
W3	5'6"	3'	8'2"
W4	2'	5'2"	7'6"
W5	5'7"	5'1"	8'2"
W6	4'	3'	8'2"
W7	3'	3'	8'2"
W8	5'6"	3'10"	8'2"

SPECIFICATION

1	FOUNDATION	R.C.C RAFT FOUNDATION
2	SUPERSTRUCTURE	1ST CLASS BRICK WORK IN 1:6 CEMENT PLASTER
3	FLOORING	TILE FLOORING
4	LINTEL	R.C.C LINTEL AS PER DESIGN
5	ROOF	5" THICK R.C.C ROOF SLAB
6	PLASTER	12.5 MM THK CEMENT PLASTER
7	FINISHING	2 COAT OF CEMENT WASH

PROJECT AND OWNER:

ROSEWOOD TOWERS (TOWER A AND TOWER B)

BEGUSARAI, BIHAR

PROPOSED BUILDING PLANS FOR
DEVA DEVELOPERS
(Proprietor - BHARAT BHUSHAN DEVA)
SP NO. 1659 AND SP NO. 1660, TAUZI NO. - 822, THANA-373, JAMABANDI - 330, MAUZA- SINGHAUL, BEGUSARAI
PART OF NAGAR NIGAM BEGUSARAI,
MOHALLAH SINGHAUL, WARD NO. 2

DRAWING TITLE:

TERRACE FLOOR PLAN (TOWER A)

DATE	SCALE
05-Jan-22	1/8" = 1'

DRAWING NO. :

AA-05

REVISED FIRE DRAWING DATED 05 -JAN-2022

OWNER

EMPANELLED ARCHITECT

EMPANELLED ENGINEER

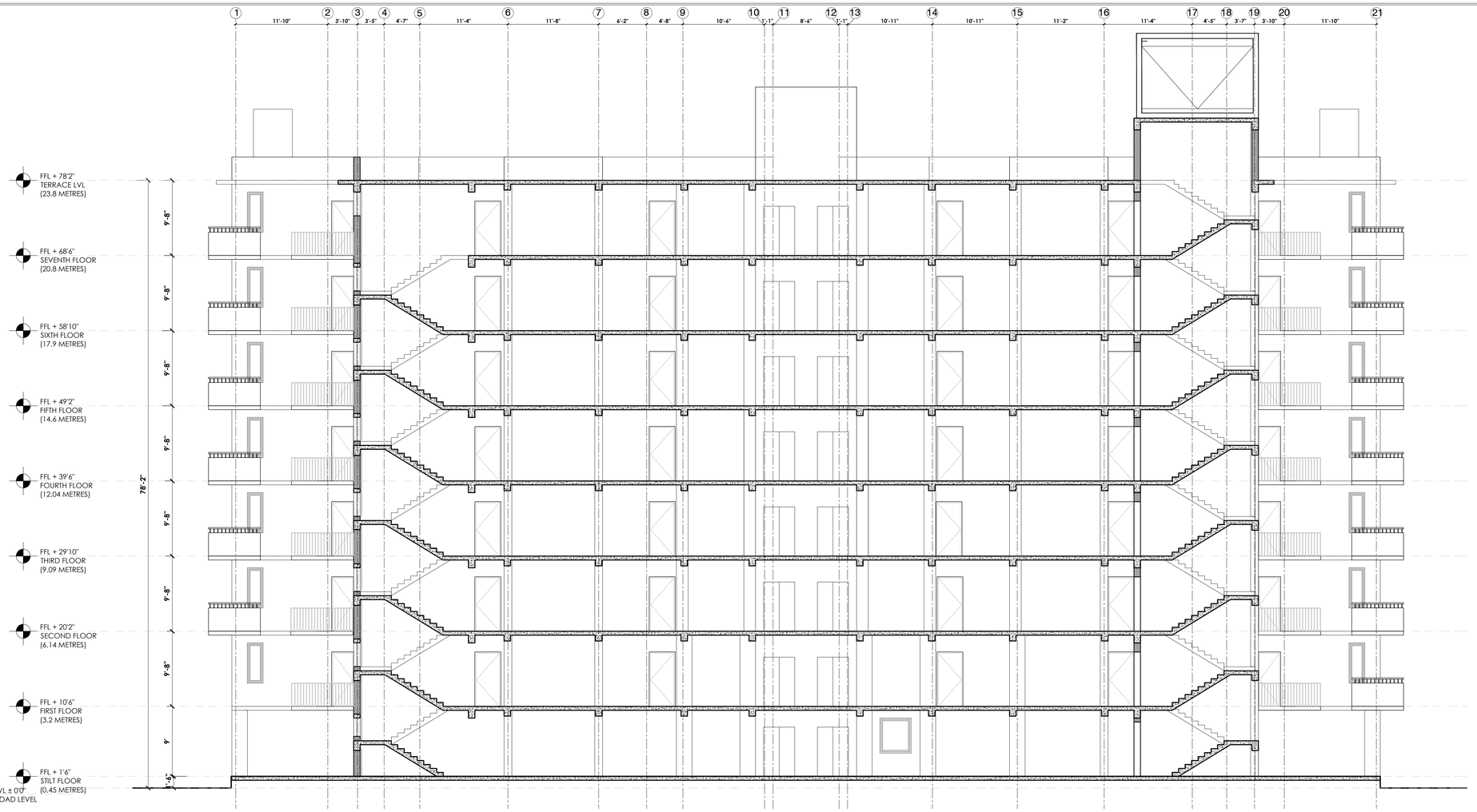

9 SECTION XX

SCALE: 1/8" = 1'

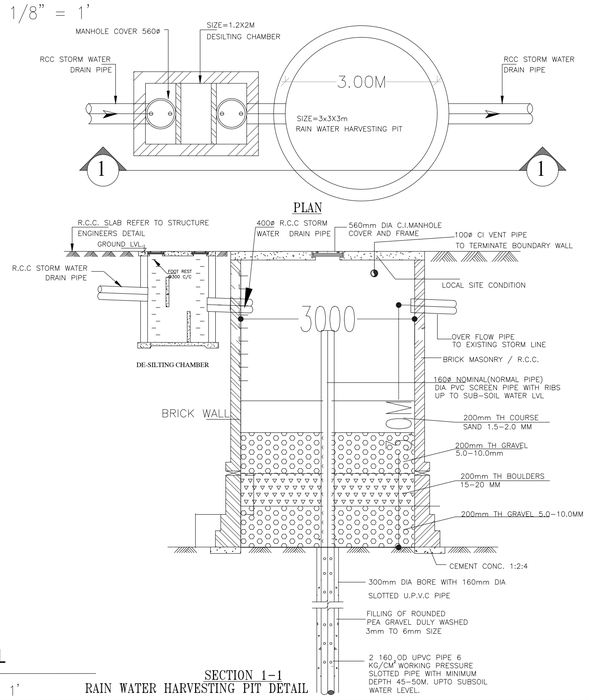

DT-1 RAINWATER HARVESTING PIT DETAIL

SCALE: 1/128" = 1'

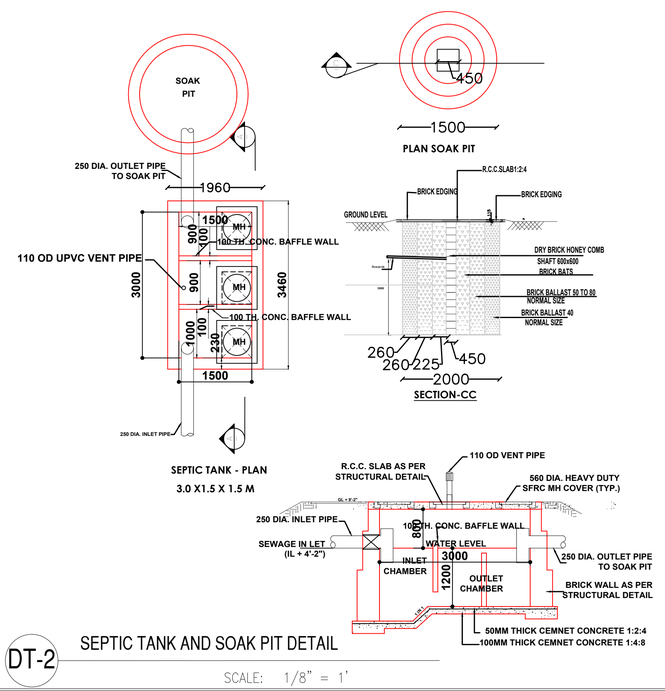

DT-2 SEPTIC TANK AND SOAK PIT DETAIL

SCALE: 1/8" = 1'

NOTES

1. ALL DIMENSIONS ARE IN FEET AND INCHES
2. ALL LEVELS INDICATED ARE IN FEET AND INCHES.
3. DIMENSIONS / LEVELS INDICATED ARE FINISHED UNLESS OTHERWISE SPECIFIED.
4. ONLY WRITTEN DIMENSIONS TO BE FOLLOWED. DO NOT SCALE THE DRAWING.
5. ELEVATION LEVELS & DIMENSIONS SHOWN TO BE VERIFIED AT SITE BEFORE COMMENCEMENT OF WORK. ANY DISCREPANCIES, IF NOTED, SHOULD BE BROUGHT TO THE ATTENTION OF ARCHITECT PRIOR TO THE COMMENCEMENT OF WORK.

OPENING/ DOOR SCHEDULE

TYPE	OPENIGN WIDTH	OPENING HEIGHT	WIDTH	HEIGHT	SILL
D1	3'4"	7'0"	3'0"	6'10"	0
D2	2'10"	7'0"	2'6"	6'10"	0
D3	5'6"	8'2"	2'6"	8'	0
D4	9'6"	8'2"	2'11"	8'	0
D5	3'	7'0"	2'8"	6'10"	0
D6	4'	7'0"	3'8"	6'10"	0
D7	11'	8'2"	3'7"	8'	0
DW1	3'11"	7'0"	2'10"	6'10"	0

WINDOW SCHEDULE

TYPE	WINDOW WIDTH	WINDOW SILL	LINTEL
W1	2'	6'2"	8'2"
W2	2'	3'	8'2"
W3	5'6"	3'	8'2"
W4	2'	5'2"	7'6"
W5	5'7"	5'1"	8'2"
W6	4'	3'	8'2"
W7	3'	3'	8'2"
W8	5'5"	3'10"	8'2"

SPECIFICATION

1	FOUNDATION	R.C.C RAFT FOUNDATION
2	SUPERSTRUCTURE	1ST CLASS BRICK WORK IN 1:6 CEMENT PLASTER
3	FLOORING	TILE FLOORING
4	LINTEL	R.C.C LINTEL AS PER DESIGN
5	ROOF	5" THICK R.C.C ROOF SLAB
6	PLASTER	12.5 MM THK CEMENT PLASTER
7	FINISHING	2 COAT OF CEMENT WASH

SEPTIC TANK CALCULATION (TOWER A+TOWER B)

TOTAL NO. OF OCCUPANTS
5 PERSON / FLAT X 84 = 420 , TAKEN 50% EXTRA = 420 + 210 = 630 PEOPLE
0.085 CUM / PERSON / DAY FOR SEPTIC TANK
SO, 0.085 X 630 = 53.55 CUM REQUIRED
PROVIDED SIZE SEPTIC TANK 2.9X1.84X1.26 = 6.72 CUM
6.72 X 8 = 53.76
THUS, 8 NO. OF SEPTIC TANKS PROVIDED

PROJECT AND OWNER:

ROSEWOOD TOWERS (TOWER A AND TOWER B)

BEGUSARAI, BIHAR

PROPOSED BUILDING PLANS FOR
DEVA DEVELOPERS
(Proprietor - BHARAT BHUSHAN DEVA)
SP NO. 1459 AND SP NO. 1460, TAUZI NO. - 822, THANA-373, JAMABANDI - 330, MAUZA- SINGHAUL BEGUSARAI
PART OF NAGAR NIGAM BEGUSARAI,
MOHALLAH SINGHAUL, WARD NO. 2

DRAWING TITLE:

BUILDING SECTION (TOWER A)

DATE	SCALE
05-Jan-22	1/8" = 1'

DRAWING NO. :
AA-06
REVISED FIRE DRAWING DATED 05 -JAN-2022

OWNER

EMPANELLED ARCHITECT

EMPANELLED ENGINEER



10 SIDE ELEVATION

SCALE: 1/8" = 1'

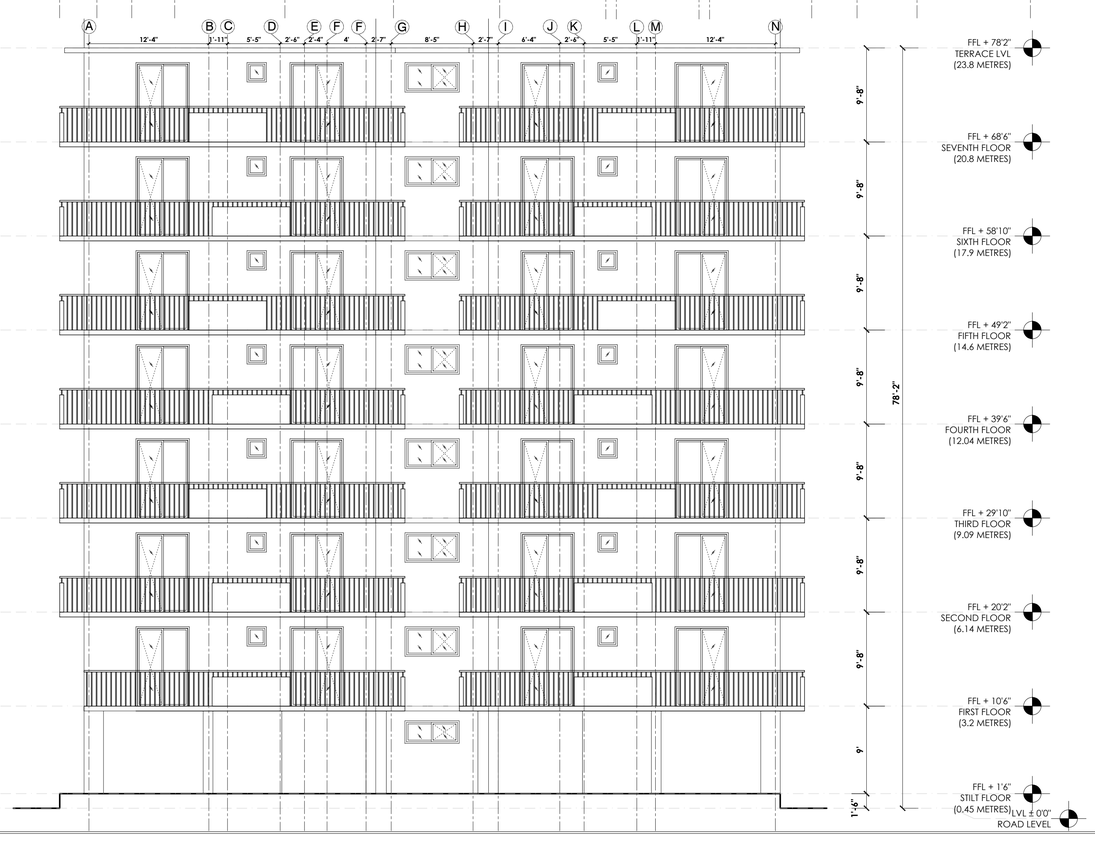

11 FRONT ELEVATION

SCALE: 1/8" = 1'

NOTES

1. ALL DIMENSIONS ARE IN FEET AND INCHES
2. ALL LEVELS INDICATED ARE IN FEET AND INCHES.
3. DIMENSIONS / LEVELS INDICATED ARE FINISHED UNLESS OTHERWISE SPECIFIED.
4. ONLY WRITTEN DIMENSIONS TO BE FOLLOWED. DO NOT SCALE THE DRAWING.
5. ELEVATION LEVELS & DIMENSIONS SHOWN TO BE VERIFIED AT SITE BEFORE COMMENCEMENT OF WORK. ANY DISCREPANCIES, IF NOTED, SHOULD BE BROUGHT TO THE ATTENTION OF ARCHITECT PRIOR TO THE COMMENCEMENT OF WORK.

OPENING/ DOOR SCHEDULE

TYPE	OPENIGN WIDTH	OPENING HEIGHT	WIDTH	HEIGHT	SILL
D1	3'4"	7'0"	3'0"	6'10"	0
D2	2'10"	7'0"	2'6"	6'10"	0
D3	5'6"	8'2"	2'6"	8'	0
D4	9'6"	8'2"	2'11"	8'	0
D5	3'	7'0"	2'8"	6'10"	0
D6	4'	7'0"	3'8"	6'10"	0
D7	11'	8'2"	3'7"	8'	0
DW1	3'11"	7'0"	2'10"	6'10"	0

WINDOW SCHEDULE

TYPE	WINDOW WIDTH	WINDOW SILL	LINTEL
W1	2'	6'2"	8'2"
W2	2'	3'	8'2"
W3	5'6"	3'	8'2"
W4	2'	5'2"	7'6"
W5	5'7"	5'1"	8'2"
W6	4'	3'	8'2"
W7	3'	3'	8'2"
W8	5'6"	3'10"	8'2"

SPECIFICATION

1	FOUNDATION	R.C.C RAFT FOUNDATION
2	SUPERSTRUCTURE	1ST CLASS BRICK WORK IN 1:6 CEMENT PLASTER
3	FLOORING	TILE FLOORING
4	LINTEL	R.C.C LINTEL AS PER DESIGN
5	ROOF	5" THICK R.C.C ROOF SLAB
6	PLASTER	12.5 MM THK CEMENT PLASTER
7	FINISHING	2 COAT OF CEMENT WASH

PROJECT AND OWNER:

ROSEWOOD TOWERS (TOWER A AND TOWER B)

BEGUSARAI, BIHAR

PROPOSED BUILDING PLANS FOR
DEVA DEVELOPERS
(Proprietor - BHARAT BHUSHAN DEVA)
SP NO. 1659 AND SP NO. 1660, TAUZI NO. - 822, THANA-373, JAMABANDI - 330, MAUZA- SINGHAUL, BEGUSARAI
PART OF NAGAR NIGAM BEGUSARAI,
MOHALLAH SINGHAUL, WARD NO. 2

DRAWING TITLE:

BUILDING ELEVATIONS (TOWER A)

DATE	SCALE
05-Jan-22	1/8" = 1'

DRAWING NO. :

AA-07

REVISED FIRE DRAWING DATED 05 - JAN - 2022

OWNER

EMPANELLED ARCHITECT

EMPANELLED ENGINEER

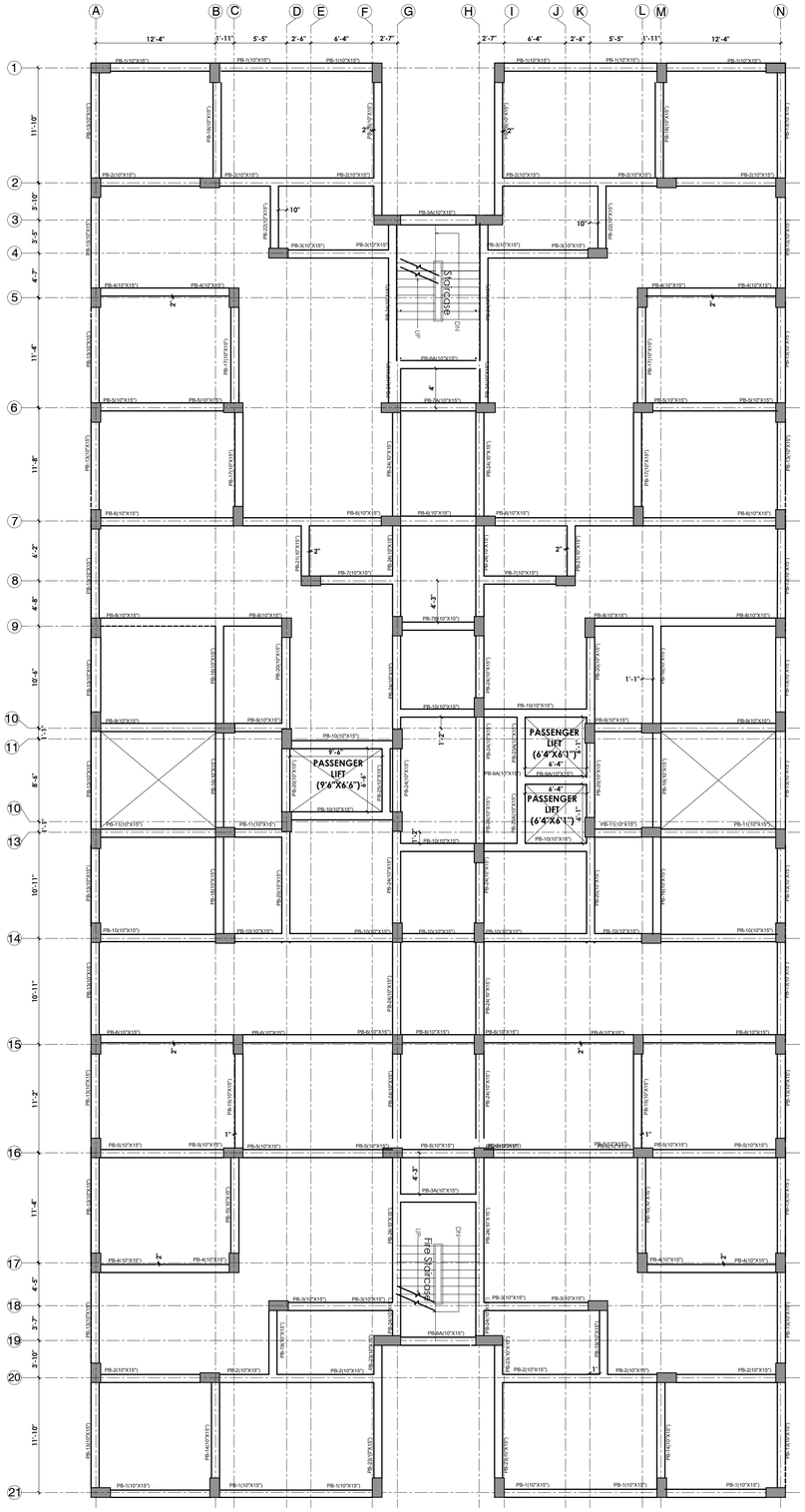

12 PLINTH BEAM FRAMING PLAN

SCALE: 1/8" = 1'

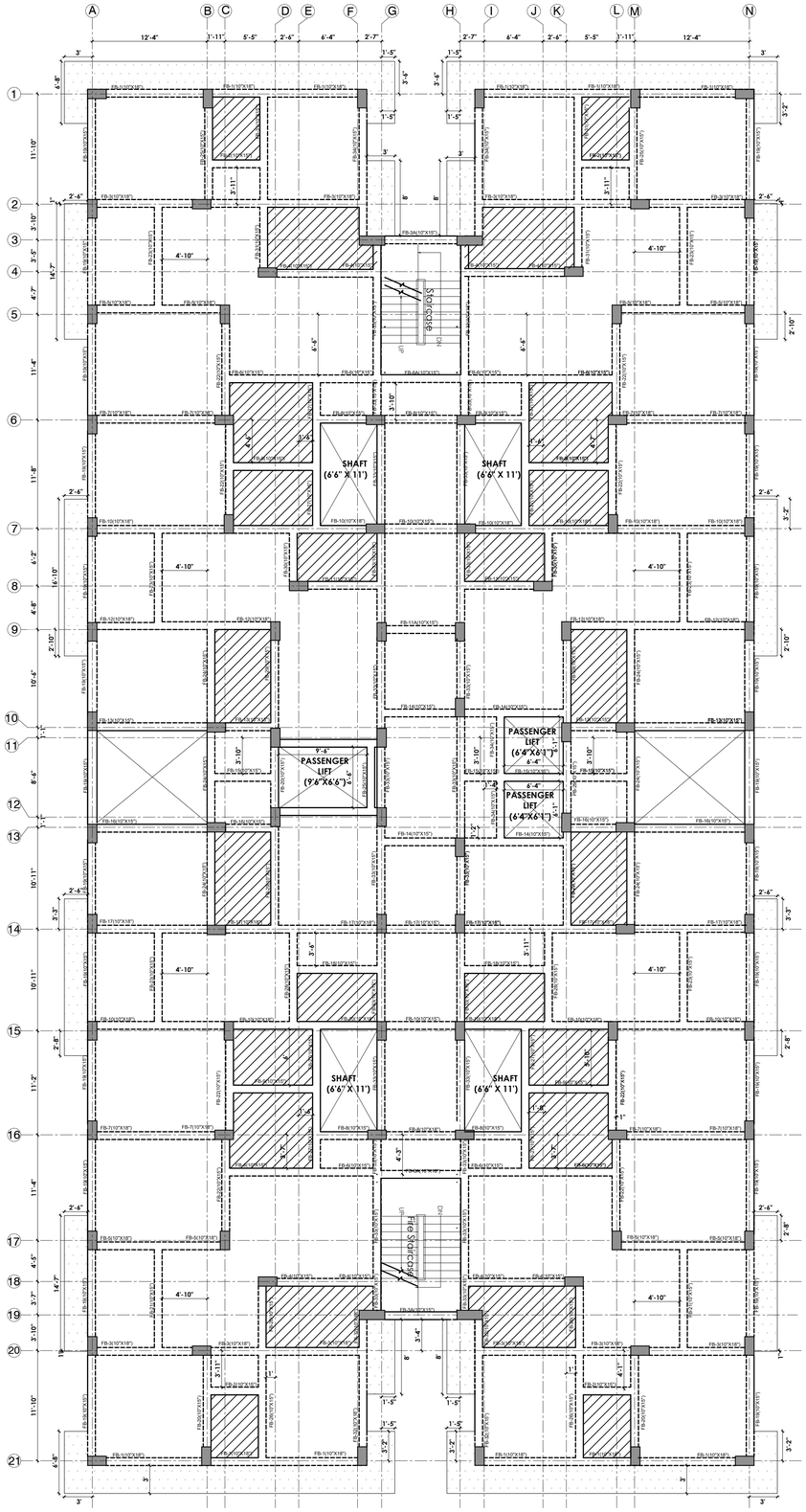

13 FIRST AND SECOND FLOOR FRAMING PLAN

SCALE: 1/8" = 1'

NOTES

1. ALL DIMENSIONS ARE IN FEET AND INCHES
2. ALL LEVELS INDICATED ARE IN FEET AND INCHES.
3. DIMENSIONS / LEVELS INDICATED ARE FINISHED UNLESS OTHERWISE SPECIFIED.
4. ONLY WRITTEN DIMENSIONS TO BE FOLLOWED. DO NOT SCALE THE DRAWING.
5. ELEVATION LEVELS & DIMENSIONS SHOWN TO BE VERIFIED AT SITE BEFORE COMMENCEMENT OF WORK. ANY DISCREPANCIES, IF NOTED, SHOULD BE BROUGHT TO THE ATTENTION OF ARCHITECT PRIOR TO THE COMMENCEMENT OF WORK.

OPENING/ DOOR SCHEDULE

TYPE	OPENING WIDTH	OPENING HEIGHT	WIDTH	HEIGHT	SILL
D1	3'4"	7'0"	3'0"	6'10"	0
D2	2'10"	7'0"	2'6"	6'10"	0
D3	5'6"	8'2"	2'6"	8'	0
D4	9'6"	8'2"	2'11"	8'	0
D5	3'	7'0"	2'8"	6'10"	0
D6	4'	7'0"	3'8"	6'10"	0
D7	11'	8'2"	3'7"	8'	0
DW1	3'11"	7'0"	2'10"	6'10"	0

WINDOW SCHEDULE

TYPE	WINDOW WIDTH	WINDOW SILL	LINTEL
W1	2'	6'2"	8'2"
W2	2'	3'	8'2"
W3	5'6"	3'	8'2"
W4	2'	5'2"	7'6"
W5	5'7"	5'1"	8'2"
W6	4'	3'	8'2"
W7	3'	3'	8'2"
W8	5'6"	3'10"	8'2"

SPECIFICATION

1	FOUNDATION	R.C.C RAFT FOUNDATION
2	SUPERSTRUCTURE	1ST CLASS BRICK WORK IN 1:6 CEMENT PLASTER
3	FLOORING	TILE FLOORING
4	LINTEL	R.C.C LINTEL AS PER DESIGN
5	ROOF	5" THICK R.C.C ROOF SLAB
6	PLASTER	12.5 MM THK CEMENT PLASTER
7	FINISHING	2 COAT OF CEMENT WASH

PROJECT AND OWNER:

ROSEWOOD TOWERS (TOWER A AND TOWER B)

BEGUSARAI, BIHAR

PROPOSED BUILDING PLANS FOR
DEVA DEVELOPERS
(Proprietor - BHARAT BHUSHAN DEVA)
SP NO. 1459 AND SP NO. 1460, TAUJI NO. - 822, THANA-373, JAMABANDI - 330, MAUZA- SINGHAUL, BEGUSARAI
PART OF NAGAR NIGAM BEGUSARAI,
MOHALLAH SINGHAUL, WARD NO. 2

DRAWING TITLE:

PLINTH BEAM,FIRST &SECOND FLR. FRAMING PLAN (TOWER A)

DATE	SCALE
05-Jan-22	1/8" = 1'
I	DRAWING NO. : AA-08 REVISED FIRE DRAWING DATED 05 -JAN-2022

OWNER

EMPANELLED ARCHITECT

EMPANELLED ENGINEER

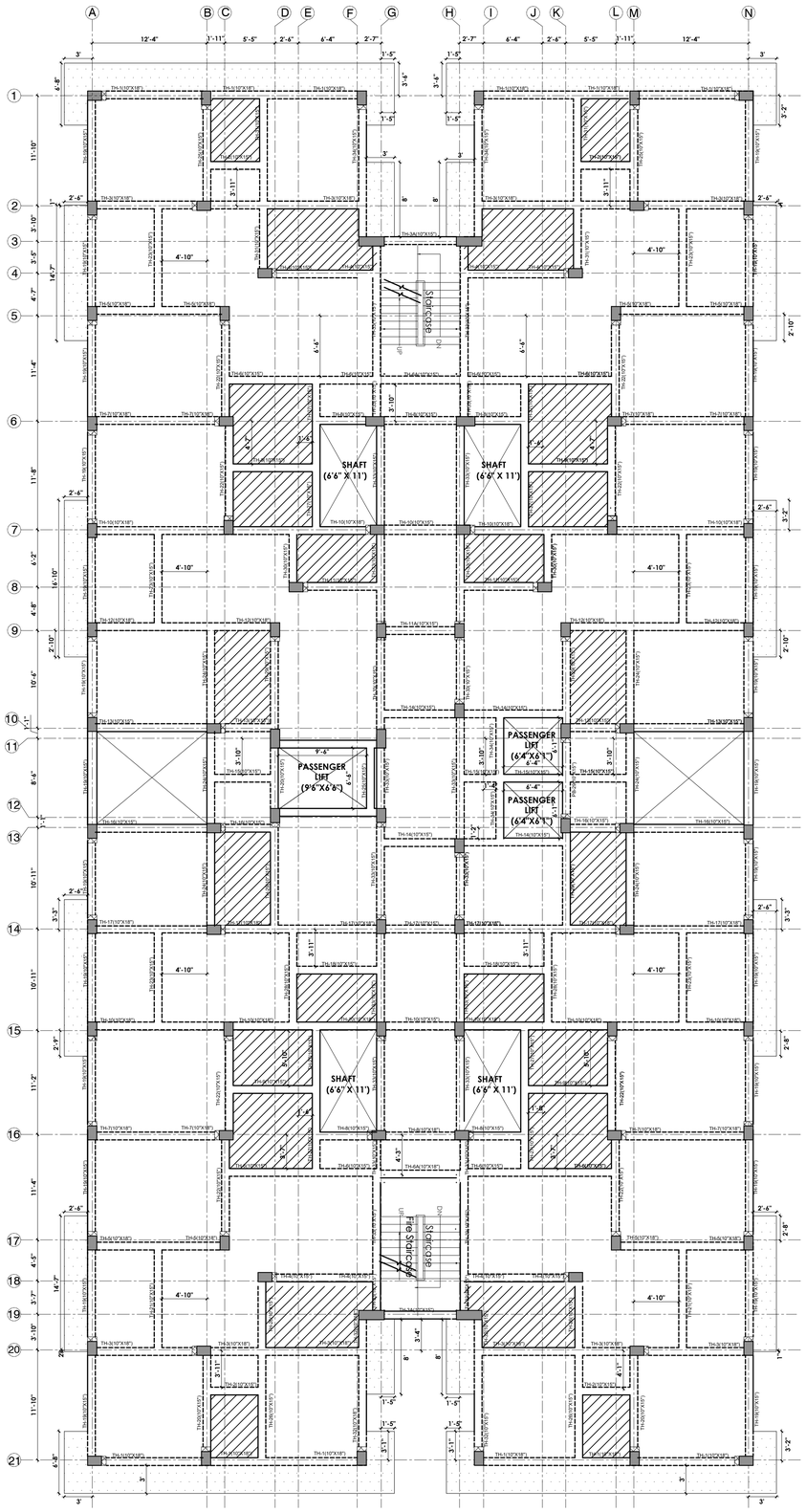

16 THIRD TO TERRACE FLOOR FRAMING PLAN

SCALE: 1/8" = 1'

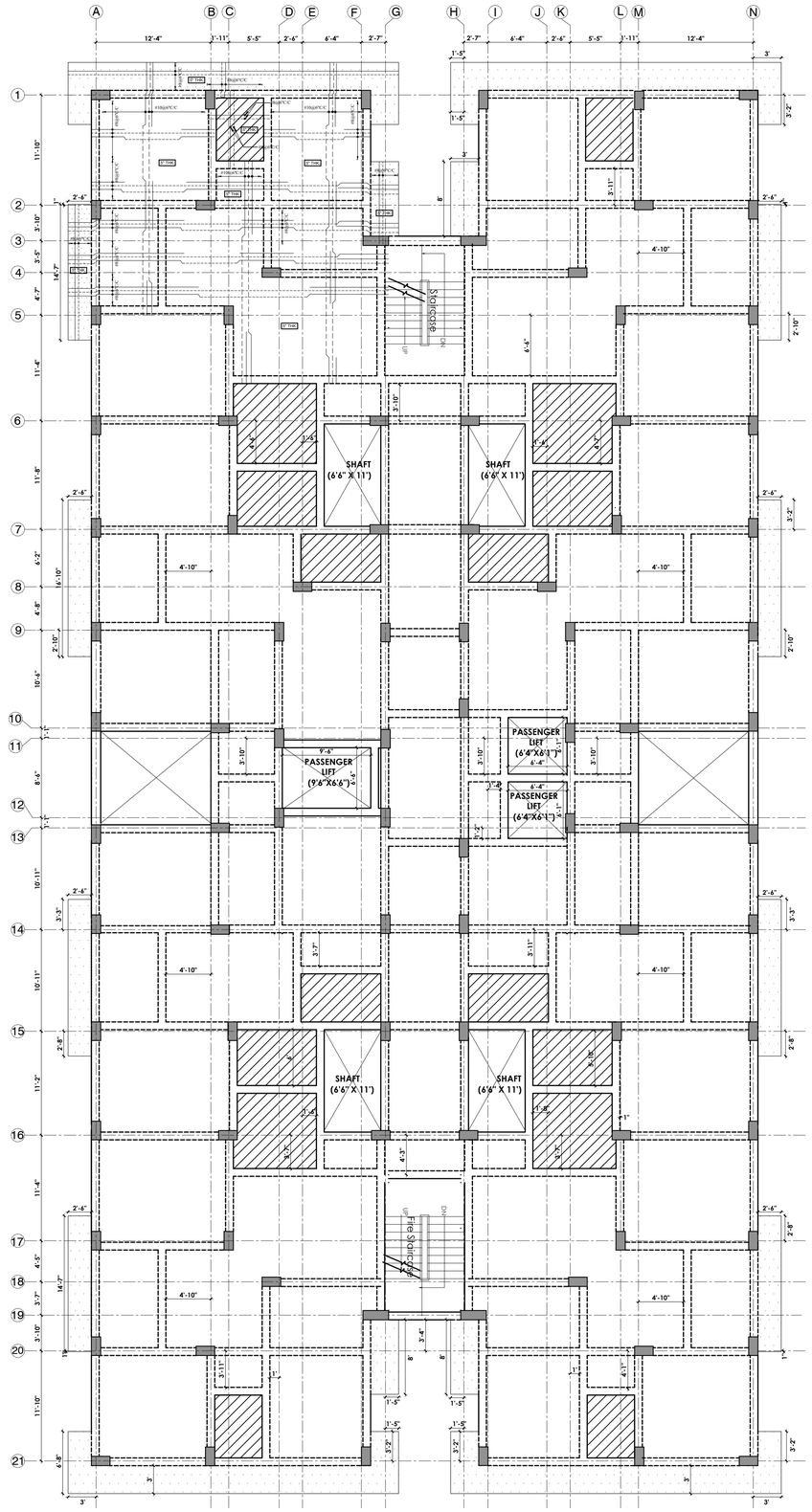

17 FIRST AND SECOND FLOOR SLAB R/F DETAIL

SCALE: 1/8" = 1'

NOTES

1. ALL DIMENSIONS ARE IN FEET AND INCHES
2. ALL LEVELS INDICATED ARE IN FEET AND INCHES.
3. DIMENSIONS / LEVELS INDICATED ARE FINISHED UNLESS OTHERWISE SPECIFIED.
4. ONLY WRITTEN DIMENSIONS TO BE FOLLOWED. DO NOT SCALE THE DRAWING.
5. ELEVATION LEVELS & DIMENSIONS SHOWN TO BE VERIFIED AT SITE BEFORE COMMENCEMENT OF WORK. ANY DISCREPANCIES, IF NOTED, SHOULD BE BROUGHT TO THE ATTENTION OF ARCHITECT PRIOR TO THE COMMENCEMENT OF WORK.

OPENING/ DOOR SCHEDULE

TYPE	OPENING WIDTH	OPENING HEIGHT	WIDTH	HEIGHT	SILL
D1	3'4"	7'0"	3'0"	6'10"	0
D2	2'10"	7'0"	2'6"	6'10"	0
D3	5'6"	8'2"	2'6"	8'	0
D4	5'6"	8'2"	2'11"	8'	0
D5	3'	7'0"	2'8"	6'10"	0
D6	4'	7'0"	3'8"	6'10"	0
D7	11'	8'2"	3'7"	8'	0
DW1	3'11"	7'0"	2'10"	6'10"	0

WINDOW SCHEDULE

TYPE	WINDOW WIDTH	WINDOW SILL	LINTEL
W1	2'	6'2"	8'2"
W2	2'	3'	8'2"
W3	5'6"	3'	8'2"
W4	2'	5'2"	7'6"
W5	5'7"	5'1"	8'2"
W6	4'	3'	8'2"
W7	3'	3'	8'2"
W8	5'6"	3'10"	8'2"

SPECIFICATION

1	FOUNDATION	R.C.C RAFT FOUNDATION
2	SUPERSTRUCTURE	1ST CLASS BRICK WORK IN 1:6 CEMENT PLASTER
3	FLOORING	TILE FLOORING
4	LINTEL	R.C.C LINTEL AS PER DESIGN
5	ROOF	5" THICK R.C.C ROOF SLAB
6	PLASTER	12.5 MM THK CEMENT PLASTER
7	FINISHING	2 COAT OF CEMENT WASH

PROJECT AND OWNER:

ROSEWOOD TOWERS (TOWER A AND TOWER B)

BEGUSARAI, BIHAR

PROPOSED BUILDING PLANS FOR
DEVA DEVELOPERS
(Proprietor - BHARAT BHUSHAN DEVA)
SP NO. 1659 AND SP NO. 1660, TAUZI NO. - 822, THANA-373,
JAMABANDI - 330, MAUZA- SINGHAUL, BEGUSARAI
PART OF NAGAR NIGAM BEGUSARAI,
MOHALLAH SINGHAUL, WARD NO. 2

DRAWING TITLE:

THIRD TO TERRACE FLR FRAMING PLAN & SLAB R/F DETAIL PLAN (TOWER A)

DATE	SCALE
05-Jan-22	1/8" = 1'
	DRAWING NO. : AA-09 REVISED FIRE DRAWING DATED 05 -JAN-2022

OWNER

EMPANELLED ARCHITECT

EMPANELLED ENGINEER



14 COLUMN LAYOUT PLAN FOUNDATION TO SECOND FLOOR

SCALE: 1/8" = 1'



15 COLUMN LAYOUT SECOND FLOOR

SCALE: 1/8" = 1'

NOTES

1. ALL DIMENSIONS ARE IN FEET AND INCHES

2. ALL LEVELS INDICATED ARE IN FEET AND INCHES.

3. DIMENSIONS / LEVELS INDICATED ARE FINISHED UNLESS OTHERWISE SPECIFIED.

4. ONLY WRITTEN DIMENSIONS TO BE FOLLOWED. DO NOT SCALE THE DRAWING.

5. ELEVATION LEVELS & DIMENSIONS SHOWN TO BE VERIFIED AT SITE BEFORE COMMENCEMENT OF WORK. ANY DISCREPANCIES, IF NOTED, SHOULD BE BROUGHT TO THE ATTENTION OF ARCHITECT PRIOR TO THE COMMENCEMENT OF WORK.

OPENING/ DOOR SCHEDULE

TYPE	OPENIGN WIDTH	OPENING HEIGHT	WIDTH	HEIGHT	SILL
D1	3'4"	7'0"	3'0"	6'80"	0
D2	2'80"	7'0"	2'6"	6'80"	0
D3	5'6"	8'2"	2'6"	8'	0
D4	9'6"	8'2"	2'11"	8'	0
D5	3'	7'0"	2'8"	6'80"	0
D6	4'	7'0"	3'8"	6'80"	0
D7	11'	8'2"	3'7"	8'	0
DW1	3'31"	7'0"	2'10"	6'80"	0

WINDOW SCHEDULE

TYPE	WINDOW WIDTH	WINDOW SILL	LINTEL
W1	2'	6'2"	8'2"
W2	2'	3'	8'2"
W3	5'6"	3'	8'2"
W4	2'	5'2"	7'6"
W5	5'7"	5'1"	8'2"
W6	4'	3'	8'2"
W7	3'	3'	8'2"
W8	5'5"	3'10"	8'2"

SPECIFICATION

1	FOUNDATION	R.C.C RAFT FOUNDATION
2	SUPERSTRUCTURE	1ST CLASS BRICK WORK IN 1:6 CEMENT PLASTER
3	FLOORING	TILE FLOORING
4	LINTEL	R.C.C LINTEL AS PER DESIGN
5	ROOF	5" THICK R.C.C ROOF SLAB
6	PLASTER	12.5 MM THK CEMENT PLASTER
7	FINISHING	2 COAT OF CEMENT WASH

PROJECT AND OWNER:

ROSEWOOD TOWERS (TOWER A AND TOWER B)

BEGUSARAI, BIHAR

PROPOSED BUILDING PLANS FOR
DEVA DEVELOPERS
(Proprietor - BHARAT BHUSHAN DEVA)
SP NO. 1659 AND SP NO. 1660, TAUZI NO. - 822, THANA-373, JAMABANDI - 330, MAUZA- SINGHAUL, BEGUSARAI
PART OF NAGAR NIGAM BEGUSARAI,
MOHALLAH SINGHAUL, WARD NO. 2

DRAWING TITLE:

COLUMN LAYOUT PLANS (TOWER A)

DATE	SCALE
05-Jan-22	1/8" = 1'

DRAWING NO. :

AA-10

REVISED FIRE DRAWING DATED 05 -JAN-2022

OWNER

EMPANELLED ARCHITECT

EMPANELLED ENGINEER

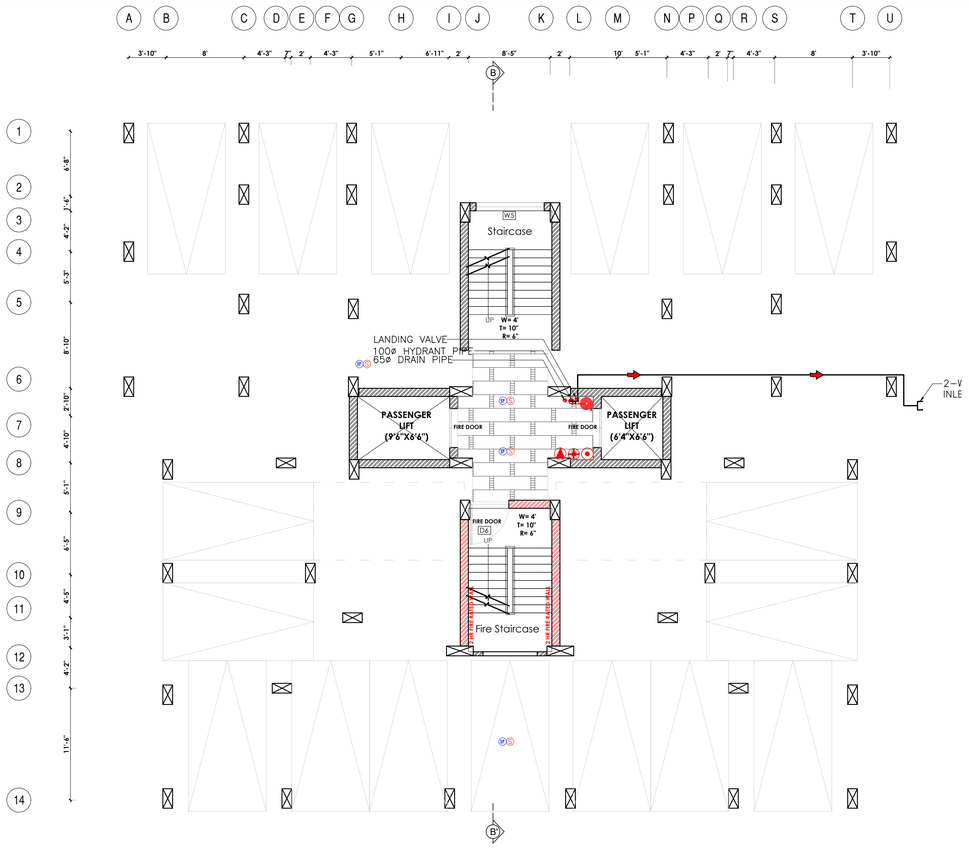

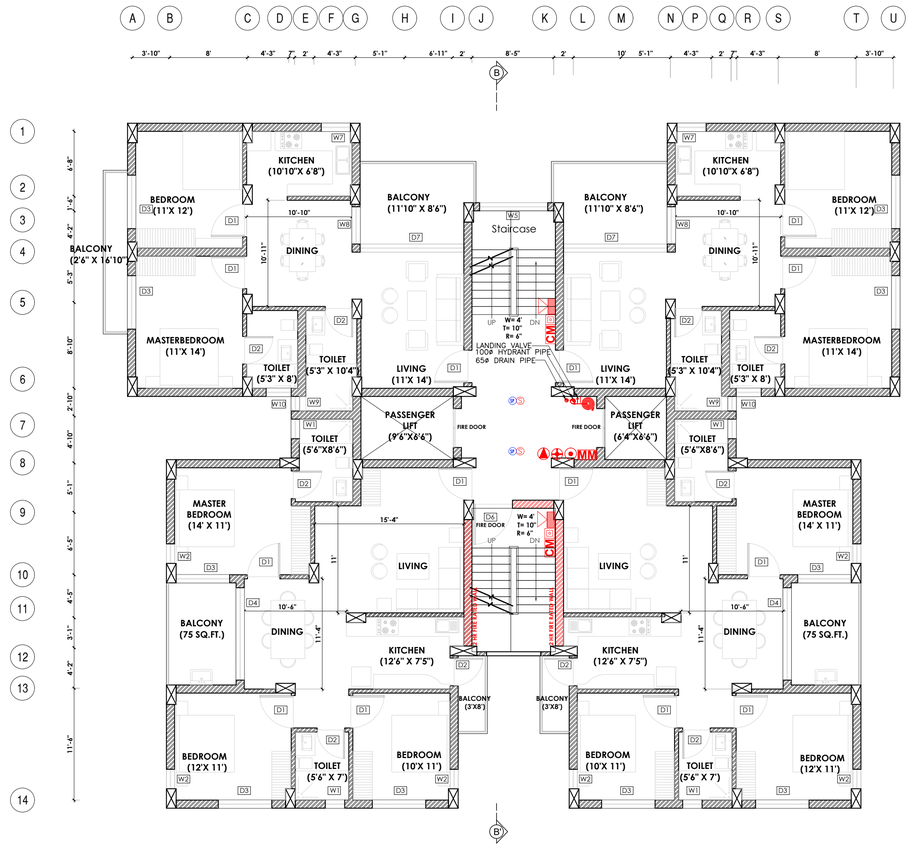

15 STILT FLOOR PLAN

SCALE: 1/8" = 1'

16 FIRST FLOOR PLAN

SCALE: 1/8" = 1'

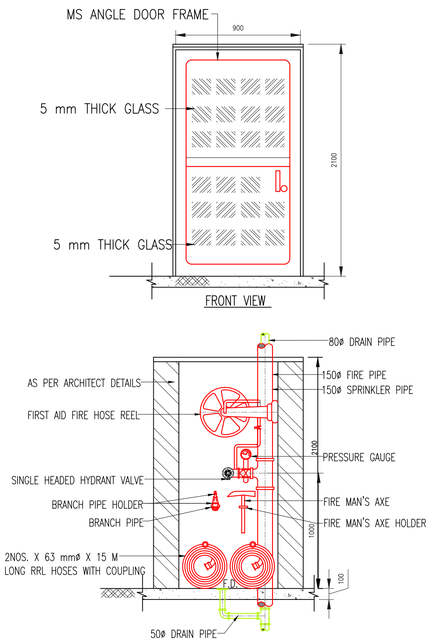

PROVISIONS FOR FIRE SAFETY

SCALE: 1/4" = 1'

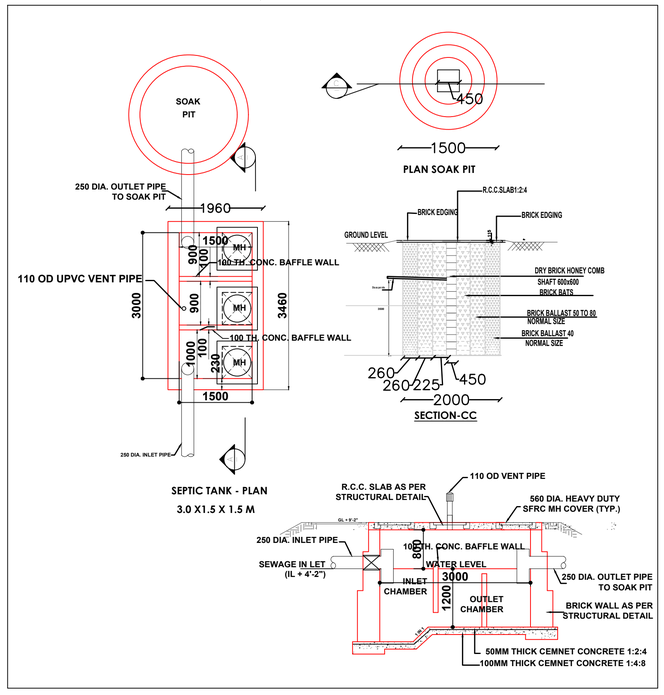

DT-1 SEPTIC TANK AND SOAK PIT DETAIL

SCALE: 1/8" = 1'

WATER REQUIREMENT CHART

Sr. No.	DESCRIPTION	AREA/REMARK	OCCUPANCY	WATER REQUIREMENT FRESH WATER FLUSHING/ IRRIGATION	DOMESTIC	HOT	DRINKING	WATER REQUIREMENT FRESH WATER FLUSHING/ IRRIGATION	DOMESTIC	HOT	DRINKING	FLOW TO SEPTIC TANK FLUSHING/ IRRIGATION	DOMESTIC	HOT	DRINKING	GROSS FLOW TO SEPTIC TANK
		SQ. MTR.	NO.	LPCD		LPCD.		LPD		LPD		100%	85%	75%	90%	LPD
A	TOWER A															
1	RESIDENTIAL APARTMENT	8 FLATS PER FLOOR	280	45	70	15	5	12600	19600	4200	1400	12600	16660	3150	1260	33670
2	MAINTENANCE/SUPPORT STAFF	ASSUMED	5	20	20	0	5	100	100	0	25	100	85	0	23	208
A	TOWER B															
1	RESIDENTIAL APARTMENT	4 FLATS PER FLOOR	140	45	70	15	5	6300	9800	2100	700	6300	8330	1575	630	16835
2	MAINTENANCE/SUPPORT STAFF	ASSUMED	5	20	20	0	5	100	100	0	25	100	85	0	23	208
B	UTILITY AND FACILITIES															
2	FILTERATION BACKWASH	5% OF THE TOTAL DEMAND						955	1480	315	108	955	1480	315	97	2847
C	LANDSCAPING															
1	INTERNAL IRRIGATION	ASSUMED							5000							
2	EXTERNAL IRRIGATION - 240.7 SQ. MTR. APPROX. (REMARK TO BE VERIFIED FROM THE LANDSCAPE CONSULTANT)	JANUARY TO APRIL - 5 LIT./SQ. MTR. MAY - JUNE - 6 LIT./SQ. MTR. JULY - SEPTEMBER - 2 LIT./SQ. MTR. OCTOBER - DECEMBER - 3						943								
		TOTAL						20998	36080	6615	2258	20055	28640	5040	2032	53767

FIRE PROTECTION LEGEND	
SYMBOL	DESCRIPTION
FHC	FIRE HOSE CABINET 1. SINGLE HEADED LANDING VALVE–1NO. 2. HOSE REEL(30MTR.)–1NO. 3. RRL HOSE(15MTR.)–2NO. 4. BRANCH PIPE–1NO. 5. FIREMAN'S AXE–1NO.
	FIRE HYDRANT PIPE
	BALL/BUTTERFLY/SLUICE VALVE
	MOTORIZED VALVE
	NON RETURN VALVE
	FLOW DIRECTION (PRESSURIZED)
	RISER CONNECTION
	DROP CONNECTION
	4.5 kg CO2 TYPE EXTINGUISHER
	6 kg ABC DRY POWDER TYPE EXT.
	9 LTR. WATER CO2 TYPE EXT.
	5 KG CEILING MOUNTED MODULAR TYPE
	9 LTS. MECHANICAL FOAM TYPE EXT.

1. CAPACITY OF OVERHEAD FIRE WATER TANKS – 01 TANK OF CAPACITY 25KL ON EACH TOWER ON TERRACE, PROVIDED AS PER CLAUSE NO. 5.1.2.1; TABLE 7, NBC–2016 FIRE AND LIFE SAFETY, PART IV.
2. CAPACITY OF UNDERGROUND TANK – 50KL

ELECTRICAL LEGEND:	
SYMBOL	DESCRIPTION
S	TRUE CEILING SMOKE DETECTOR
SP	SPEAKER
	HEAT DETECTOR
	MANUAL CALL POINT
	HOOTER CUM STROBE
CM	CONTROL MODULE

NOTES

1. ALL DIMENSIONS ARE IN FEET AND INCHES
2. ALL LEVELS INDICATED ARE IN FEET AND INCHES.
3. DIMENSIONS / LEVELS INDICATED ARE FINISHED UNLESS OTHERWISE SPECIFIED.
4. ONLY WRITTEN DIMENSIONS TO BE FOLLOWED. DO NOT SCALE THE DRAWING.
5. ELEVATION LEVELS & DIMENSIONS SHOWN TO BE VERIFIED AT SITE BEFORE COMMENCEMENT OF WORK. ANY DISCREPANCIES, IF NOTED, SHOULD BE BROUGHT TO THE ATTENTION OF ARCHITECT PRIOR TO THE COMMENCEMENT OF WORK.

OPENING/ DOOR SCHEDULE

TYPE	OPENIGN WIDTH	OPENING HEIGHT	WIDTH	HEIGHT	SILL
D1	3'4"	7'0"	3'5"	6'10"	0
D2	2'10"	7'0"	2'6"	6'10"	0
D3	5'6"	8'2"	2'6"	8'	0
D4	9'6"	8'2"	2'11"	8'	0
D5	3'	7'0"	2'8"	6'10"	0
D6	4'	7'0"	3'8"	6'10"	0
D7	11'	8'2"	3'7"	8'	0
DW1	3'6"	7'	2'6"	6'10"	0

WINDOW SCHEDULE

TYPE	WINDOW WIDTH	WINDOW SILL	LINTEL
W1	2'	6'2"	8'2"
W2	2'	3'	8'2"
W3	5'6"	3'	8'2"
W4	2'	5'2"	8'2"
W5	5'7"	5'1"	8'2"
W6	4'	3'	8'2"
W7	3'	3'	8'2"
W8	5'6"	3'10"	8'2"
W9	1'6"	6'2"	8'2"
W10	2'7"	6'2"	8'2"

SPECIFICATION

1	FOUNDATION	R.C.C RAFT FOUNDATION
2	SUPERSTRUCTURE	1ST CLASS BRICK WORK IN 1:6 CEMENT PLASTER
3	FLOORING	TILE FLOORING
4	LINTEL	R.C.C LINTEL AS PER DESIGN
5	ROOF	6" THK R.C.C ROOF SLAB
6	PLASTER	12.5 MM THK CEMENT PLASTER
7	PAINTSHING	2 COAT OF CEMENT WASH

PROJECT AND OWNER:

ROSEWOOD TOWERS (TOWER A AND TOWER B)

BEGUSARAI, BIHAR

PROPOSED BUILDING PLANS FOR
DEVA DEVELOPERS
(Proprietor - BHARAT BHUSHAN DEVA)
SP NO. 1659 AND SP NO. 1660, TAUZI NO. - 822, THANA-373, JAMABANDI - 330, MAUZA- SINGHAUL, BEGUSARAI
PART OF NAGAR NIGAM BEGUSARAI, MOHALLAH SINGHAUL, WARD NO. 2

DRAWING TITLE:

STILT & FIRST FLOOR PLAN (TOWER B)

DATE	SCALE
05-Jan-22	1/8" = 1'

DRAWING NO. :

AA-11

REVISED FIRE DRAWING DATED 05 -JAN-2022

OWNER

EMPANELLED ARCHITECT

EMPANELLED ENGINEER

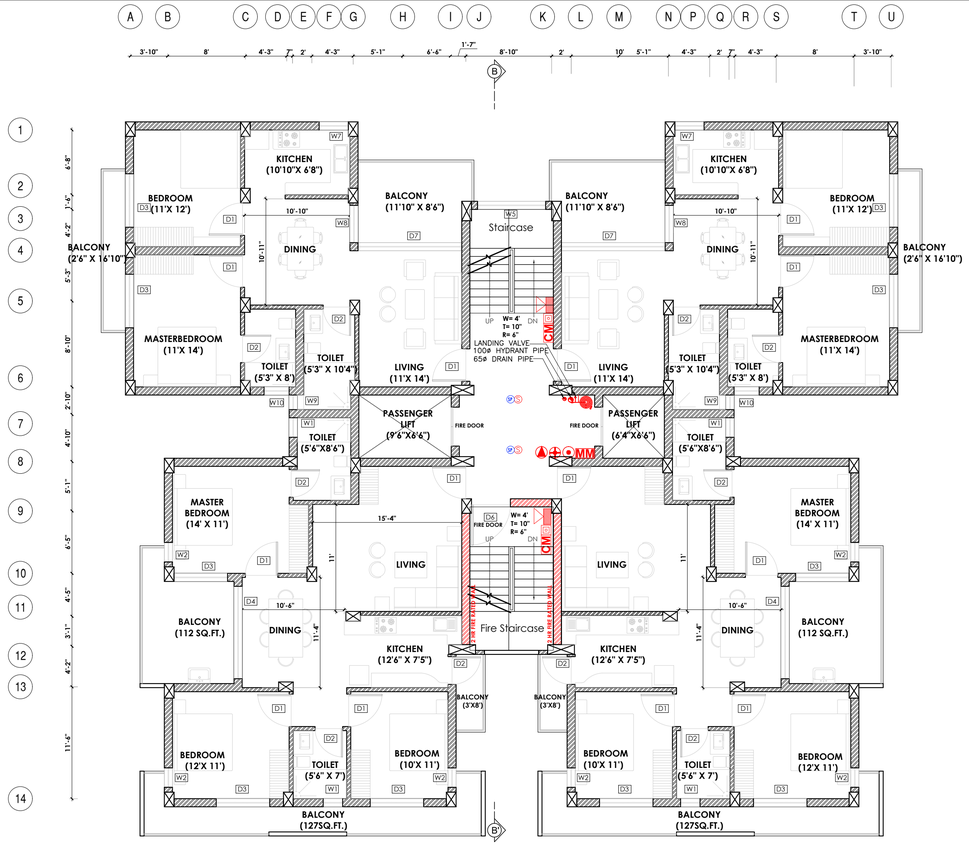

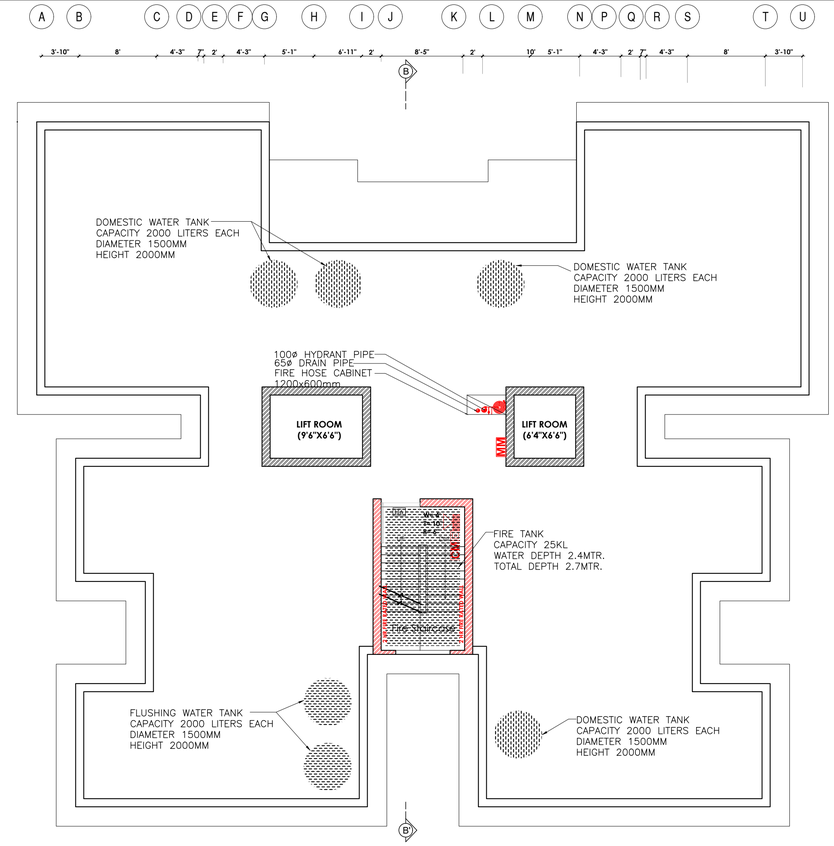

NOTES

1. ALL DIMENSIONS ARE IN FEET AND INCHES
2. ALL LEVELS INDICATED ARE IN FEET AND INCHES.
3. DIMENSIONS / LEVELS INDICATED ARE FINISHED UNLESS OTHERWISE SPECIFIED.
4. ONLY WRITTEN DIMENSIONS TO BE FOLLOWED. DO NOT SCALE THE DRAWING.
5. ELEVATION LEVELS & DIMENSIONS SHOWN TO BE VERIFIED AT SITE BEFORE COMMENCEMENT OF WORK. ANY DISCREPANCIES, IF NOTED, SHOULD BE BROUGHT TO THE ATTENTION OF ARCHITECT PRIOR TO THE COMMENCEMENT OF WORK.

OPENING/ DOOR SCHEDULE

TYPE	OPENIGN WIDTH	OPENING HEIGHT	WIDTH	HEIGHT	SILL
D1	3'4"	7'0"	3'5"	6'10"	0
D2	2'10"	7'0"	2'6"	6'10"	0
D3	5'6"	8'2"	2'6"	8'	0
D4	9'6"	8'2"	2'11"	8'	0
D5	3'	7'0"	2'8"	6'10"	0
D6	4'	7'0"	3'8"	6'10"	0
D7	11'	8'2"	3'7"	8'	0
DW1	3'6"	7'	2'6"	6'10"	0

WINDOW SCHEDULE

TYPE	WINDOW WIDTH	WINDOW SILL	LINTEL
W1	2'	6'2"	8'2"
W2	2'	3'	8'2"
W3	5'6"	3'	8'2"
W4	2'	5'2"	8'2"
W5	5'7"	5'1"	8'2"
W6	4'	3'	8'2"
W7	3'	3'	8'2"
W8	5'6"	3'10"	8'2"
W9	1'6"	6'2"	8'2"
W10	2'7"	6'2"	8'2"

SPECIFICATION

1	FOUNDATION	R.C.C RAFT FOUNDATION
2	SUPERSTRUCTURE	1ST CLASS BRICK WORK IN 1:6 CEMENT PLASTER
3	FLOORING	TILE FLOORING
4	LINTEL	R.C.C LINTEL AS PER DESIGN
5	ROOF	6" THK R.C.C ROOF SLAB
6	PLASTER	12.5 MM THK CEMENT PLASTER
7	PAINTING	2 COAT OF CEMENT WASH

17 TYPICAL FLOOR PLAN (SECOND TO SEVENTH FLOOR)

SCALE: 1/8" = 1'

18 TERRACE FLOOR PLAN

SCALE: 1/8" = 1'

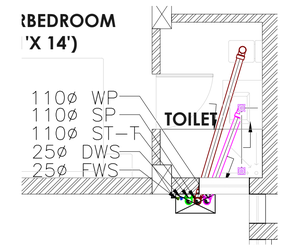

DT-1 TYPICAL TOILET DRAINAGE AND WATER SUPPLY

SCALE: 1/4" = 1'

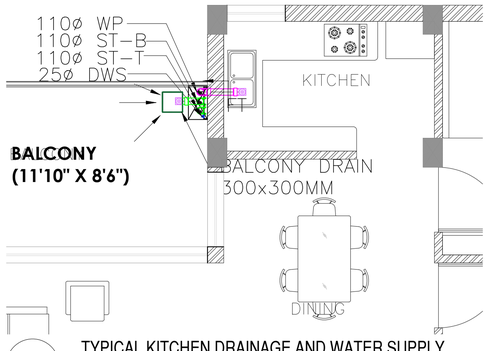

DT-2 TYPICAL KITCHEN DRAINAGE AND WATER SUPPLY

SCALE: 1/4" = 1'

PLUMBING LEGEND: INTERNAL	
SP	SOIL PIPE
WP	WASTE PIPE (FT TO STACK)
WP	WASTE PIPE (WB/FD TO FT)
ST-T	STORM PIPE (TERRACE)
ST-B	STORM PIPE (BALCONY)
DWS	DOMESTIC WATER SUPPLY PIPE
HWS	HOT WATER SUPPLY PIPE
FWS	FLUSHING WATER SUPPLY PIPE
FWR	FLUSHING WATER RISER PIPE
DWR	DOMESTIC WATER RISER PIPE
FT	FLOOR TRAP
FD	FLOOR DRAIN
FCO	CEILING OUT PLUG (SUNKEN)
COP	CEILING OUT PLUG (UNDER-SLUNG)
	BALL/BUTTERFLY VALVE
	FLOW DIRECTION (GRAVITY)
	FLOW DIRECTION (PRESSURIZED)
	150mm LEDGE WALL

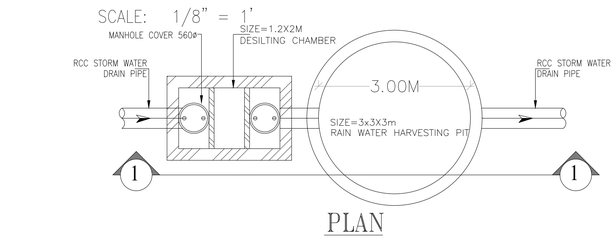

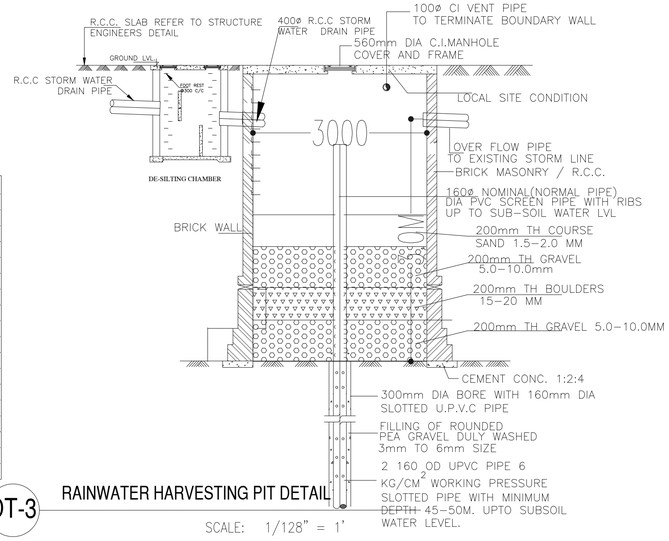

DT-3 RAINWATER HARVESTING PIT DETAIL

SCALE: 1/128" = 1'

FIRE PROTECTION LEGEND	
SYMBOL	DESCRIPTION
FHC	FIRE HOSE CABINET 1. SINGLE HEADED LANDING VALVE-1NO. 2. HOSE REEL(30MTR.)-1NO. 3. RRL HOSE(15MTR.)-2NO. 4. BRANCH PIPE-1NO. 5. FIREMAN'S AXE-1NO.
	FIRE HYDRANT PIPE
	BALL/BUTTERFLY/SLUICE VALVE
	MOTORIZED VALVE
	NON RETURN VALVE
	FLOW DIRECTION (PRESSURIZED)
	RISER CONNECTION
	DROP CONNECTION
	4.5 kg CO2 TYPE EXTINGUISHER
	6 kg ABC DRY POWDER TYPE EXT.
	9 LTR. WATER CO2 TYPE EXT.
	5 KG CEILING MOUNTED MODULAR TYPE
	9 LTS. MECHANICAL FOAM TYPE EXT.

1. CAPACITY OF OVERHEAD FIRE WATER TANKS = 01 TANK OF CAPACITY 25KL ON EACH TOWER ON TERRACE, PROVIDED AS PER CLAUSE NO. 5.1.2.1; TABLE 7, NBC-2016 FIRE AND LIFE SAFETY, PART IV.
2. CAPACITY OF UNDERGROUND TANK - 50KL

ELECTRICAL LEGEND:	
SYMBOL	DESCRIPTION
S	TRUE CEILING SMOKE DETECTOR
SP	SPEAKER
H	HEAT DETECTOR
M	MANUAL CALL POINT
	HOOTER CUM STROBE
CM	CONTROL MODULE

RAINWATER HARVESTING SYSTEM (TOWER A + TOWER B)

SOURCE: INDIA METEOROLOGICAL DEPARTMENT
DISTRICT: BEGUSARAI

RAINWATER HARVESTING CALCULATION

S.NO.	DESCRIPTION	AREA (SQ. MTR.)	RUNOFF COEFFICIENT	AVERAGE ANNUAL RAINFALL (MM)	TOTAL VOLUME AVAILABLE FROM RAINFALL (CUM/YEAR)	DESIGN HOURLY INTENSITY OF RAINFALL (MM/HR.)	RAINWATER HARVESTING POTENTIAL (CUM/HR.)
1	ROOF TOP WATER	1392.6	0.85	389	460.82	25.0	29.63
2	PAVED SURFACES, ROADS AND OTHER BUILT UP AREAS	2767	0.6	389	646.20	25.0	41.55
3	LAWNS, GARDEN AND OTHER GREEN SPACES	240.7	0.35	389	32.80	25.0	2.11
	TOTAL	4399.8			1139.82		73.29

DETENTION TIME PLANNED (MIN)		20.00
TOTAL VOLUME OF HARVESTING PIT REQUIRED (CUM)		24.43
SURFACE AREA REQUIRED (CONSIDERING WATER DEPTH OF 3 MTR.) IN SQ. MTR.		8.14
NO. OF PIT PLANNED		1.00
SURFACE AREA FOR EACH PIT		8.14
DIAMETER OF CIRCULAR CONVENTIONAL PIT		3.22
MODULAR HARVESTING PIT	LENGTH (M)	2.33
	WIDTH (M)	3.49

PROJECT AND OWNER:

ROSEWOOD TOWERS (TOWER A AND TOWER B)

BEGUSARAI, BIHAR

PROPOSED BUILDING PLANS FOR
DEVA DEVELOPERS
(Proprietor - BHARAT BHUSHAN DEVA)
SP NO. 1659 AND SP NO. 1660, TAUZI NO. - 822, THANA-373, JAMABANDI - 330, MAUZA- SINGHAUL BEGUSARAI
PART OF NAGAR NIGAM BEGUSARAI,
MOHALLAH SINGHAUL, WARD NO. 2

DRAWING TITLE:

TYPICAL & TERRACE FLOOR PLAN (TOWER B)

DATE	SCALE
05-Jan-22	1/8" = 1'

DRAWING NO. :

AA-12

REVISED FIRE DRAWING DATED 05 -JAN-2022

OWNER

EMPANELLED ARCHITECT

EMPANELLED ENGINEER

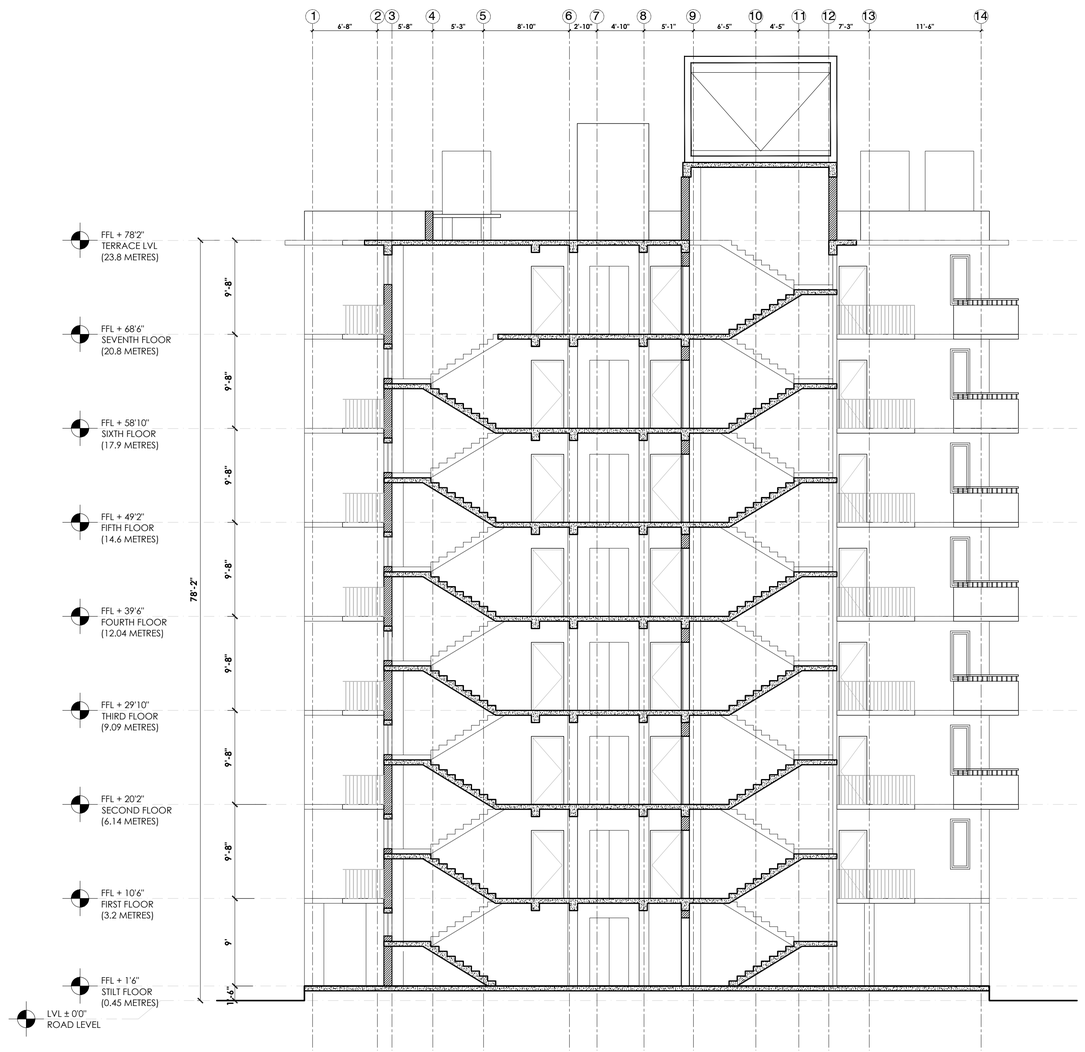

19 SECTION XX'

SCALE: 1/8" = 1'

NOTES

1. ALL DIMENSIONS ARE IN FEET AND INCHES
2. ALL LEVELS INDICATED ARE IN FEET AND INCHES.
3. DIMENSIONS / LEVELS INDICATED ARE FINISHED UNLESS OTHERWISE SPECIFIED.
4. ONLY WRITTEN DIMENSIONS TO BE FOLLOWED. DO NOT SCALE THE DRAWING.
5. ELEVATION LEVELS & DIMENSIONS SHOWN TO BE VERIFIED AT SITE BEFORE COMMENCEMENT OF WORK. ANY DISCREPANCIES, IF NOTED, SHOULD BE BROUGHT TO THE ATTENTION OF ARCHITECT PRIOR TO THE COMMENCEMENT OF WORK.

OPENING/ DOOR SCHEDULE

TYPE	OPENIGN WIDTH	OPENING HEIGHT	WIDTH	HEIGHT	SILL
D1	3'4"	7'0"	3'0"	6'10"	0
D2	2'10"	7'0"	2'6"	6'10"	0
D3	5'6"	8'2"	2'6"	8'	0
D4	9'6"	8'2"	2'11"	8'	0
D5	3'	7'0"	2'8"	6'10"	0
D6	4'	7'0"	3'8"	6'10"	0
D7	11'	8'2"	3'7"	8'	0
DW1	3'6"	7'	2'6"	6'10"	0

WINDOW SCHEDULE

TYPE	WINDOW WIDTH	WINDOW SILL	LINTEL
W1	2'	6'2"	8'2"
W2	2'	3'	8'2"
W3	5'6"	3'	8'2"
W4	2'	5'2"	8'2"
W5	5'7"	5'1"	8'2"
W6	4'	3'	8'2"
W7	3'	3'	8'2"
W8	5'6"	3'10"	8'2"
W9	1'6"	6'2"	8'2"
W10	2'7"	6'2"	8'2"

SPECIFICATION

1	FOUNDATION	R.C.C RAFT FOUNDATION
2	SUPERSTRUCTURE	1ST CLASS BRICK WORK IN 1:6 CEMENT PLASTER
3	FLOORING	TILE FLOORING
4	LINTEL	R.C.C LINTEL AS PER DESIGN
5	ROOF	6" THK R.C.C ROOF SLAB
6	PLASTER	12.5 MM THK CEMENT PLASTER
7	FINISHING	2 COAT OF CEMENT WASH

PROJECT AND OWNER:

ROSEWOOD TOWERS
(TOWER A AND TOWER B)
BEGUSARAI, BIHAR

PROPOSED BUILDING PLANS FOR
DEVA DEVELOPERS
(Proprietor - BHARAT BHUSHAN DEVA)
SP NO. 1459 AND SP NO. 1660, TAUJI NO. - 822, THANA-373,
JAMABANDI - 330, MAUZA- SINGHAUL BEGUSARAI
PART OF NAGAR NIGAM BEGUSARAI,
MOHALLAH SINGHAUL, WARD NO. 2

DRAWING TITLE:

BUILDING SECTION
(TOWER B)

DATE	SCALE
05-Jan-22	1/8" = 1'

DRAWING NO. :

AA-13

REVISED FIRE DRAWING
DATED 05 -JAN-2022

OWNER

EMPANELLED ARCHITECT

EMPANELLED ENGINEER

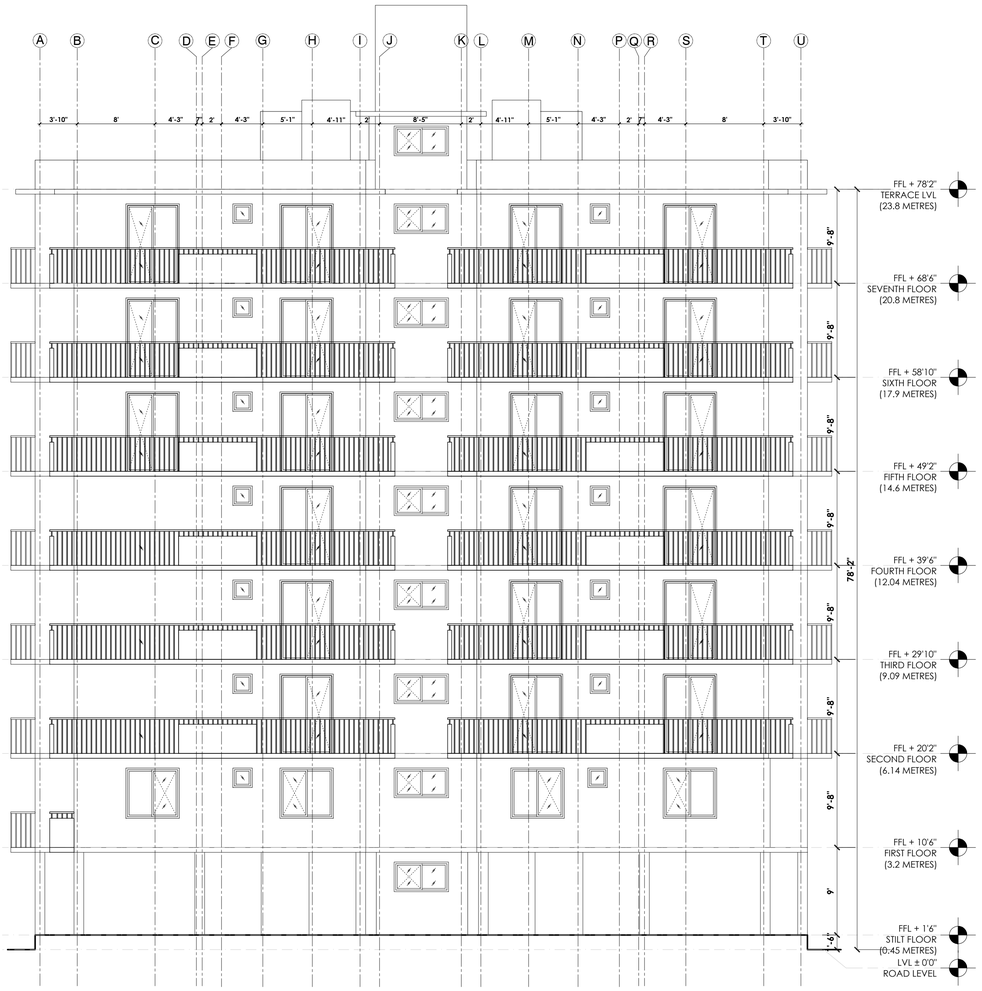

20 FRONT ELEVATION

SCALE: 1/8" = 1'

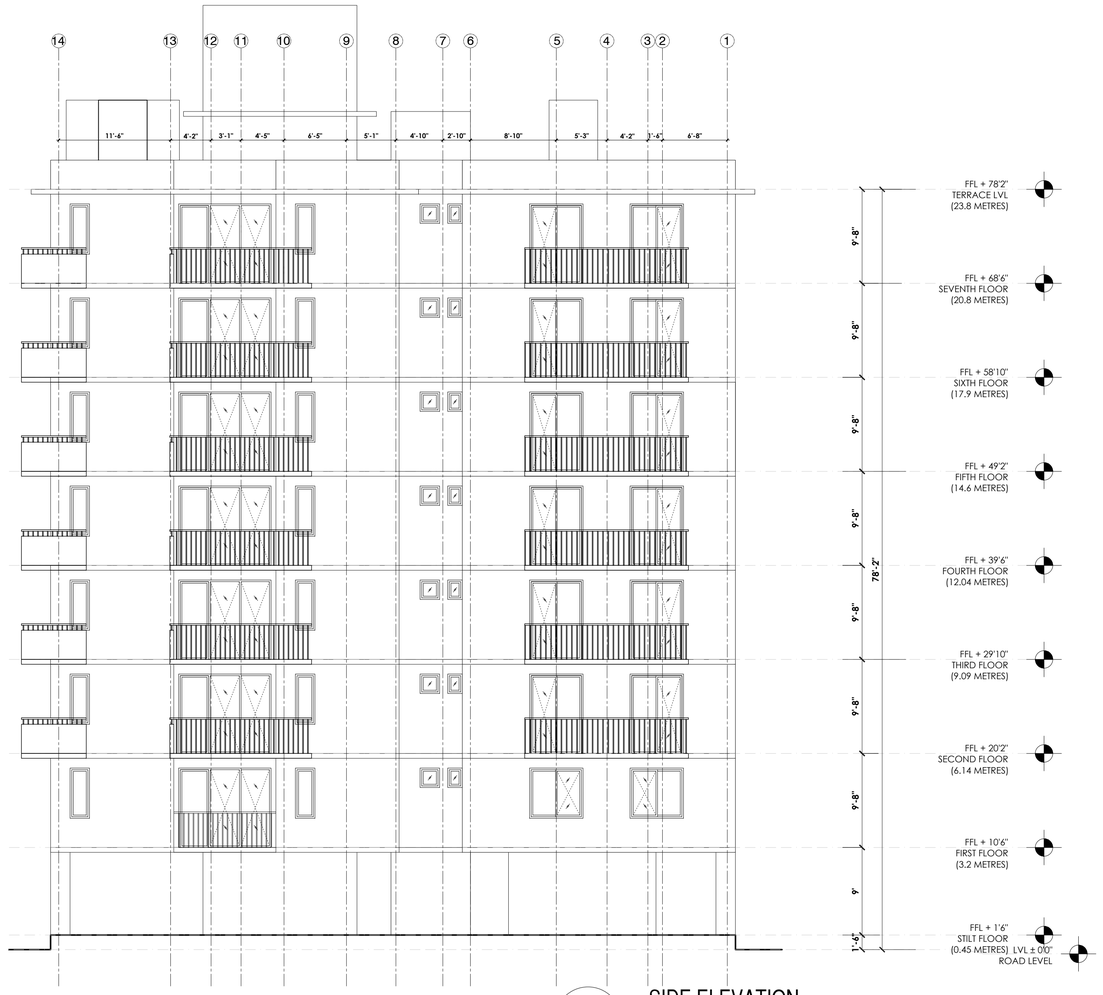

21 SIDE ELEVATION

SCALE: 1/8" = 1'

NOTES

1. ALL DIMENSIONS ARE IN FEET AND INCHES
2. ALL LEVELS INDICATED ARE IN FEET AND INCHES.
3. DIMENSIONS / LEVELS INDICATED ARE FINISHED UNLESS OTHERWISE SPECIFIED.
4. ONLY WRITTEN DIMENSIONS TO BE FOLLOWED. DO NOT SCALE THE DRAWING.
5. ELEVATION LEVELS & DIMENSIONS SHOWN TO BE VERIFIED AT SITE BEFORE COMMENCEMENT OF WORK. ANY DISCREPANCIES, IF NOTED, SHOULD BE BROUGHT TO THE ATTENTION OF ARCHITECT PRIOR TO THE COMMENCEMENT OF WORK.

OPENING/ DOOR SCHEDULE

TYPE	OPENING WIDTH	OPENING HEIGHT	WIDTH	HEIGHT	SILL
D1	3'4"	7'0"	3'0"	6'10"	0
D2	2'10"	7'0"	2'6"	6'10"	0
D3	5'6"	8'2"	2'6"	8'	0
D4	9'6"	8'2"	2'11"	8'	0
D5	3'	7'0"	2'8"	6'10"	0
D6	4'	7'0"	3'8"	6'10"	0
D7	11'	8'2"	3'7"	8'	0
DW1	3'6"	7'	2'6"	6'10"	0

WINDOW SCHEDULE

TYPE	WINDOW WIDTH	WINDOW SILL	LINTEL
W1	2'	6'2"	8'2"
W2	2'	3'	8'2"
W3	5'6"	3'	8'2"
W4	2'	5'2"	8'2"
W5	5'7"	5'1"	8'2"
W6	4'	3'	8'2"
W7	3'	3'	8'2"
W8	5'6"	3'10"	8'2"
W9	1'6"	6'2"	8'2"
W10	2'7"	6'2"	8'2"

SPECIFICATION

1	FOUNDATION	R.C.C RAFT FOUNDATION
2	SUPERSTRUCTURE	1ST CLASS BRICK WORK IN 1:6 CEMENT PLASTER
3	FLOORING	TILE FLOORING
4	LINTEL	R.C.C LINTEL AS PER DESIGN
5	ROOF	6" THK R.C.C ROOF SLAB
6	PLASTER	12.5 MM THK CEMENT PLASTER
7	PAINTING	2 COAT OF CEMENT WASH

PROJECT AND OWNER:

ROSEWOOD TOWERS (TOWER A AND TOWER B)

BEGUSARAI, BIHAR

PROPOSED BUILDING PLANS FOR
DEVA DEVELOPERS
(Proprietor - BHARAT BHUSHAN DEVA)
SP NO. 1459 AND SP NO. 1460, TAUZI NO. - 822, THANA-375, JAMABANDI - 330, MAUZA- SINGHAUL, BEGUSARAI
PART OF NAGAR NIGAM BEGUSARAI
MOHALLAH SINGHAUL, WARD NO. 2

DRAWING TITLE:

BUILDING ELEVATIONS (TOWER B)

DATE	SCALE
05-Jan-22	1/8" = 1'

DRAWING NO. :

AA-14

REVISED FIRE DRAWING DATED 05 -JAN-2022

OWNER

EMPANELLED ARCHITECT

EMPANELLED ENGINEER

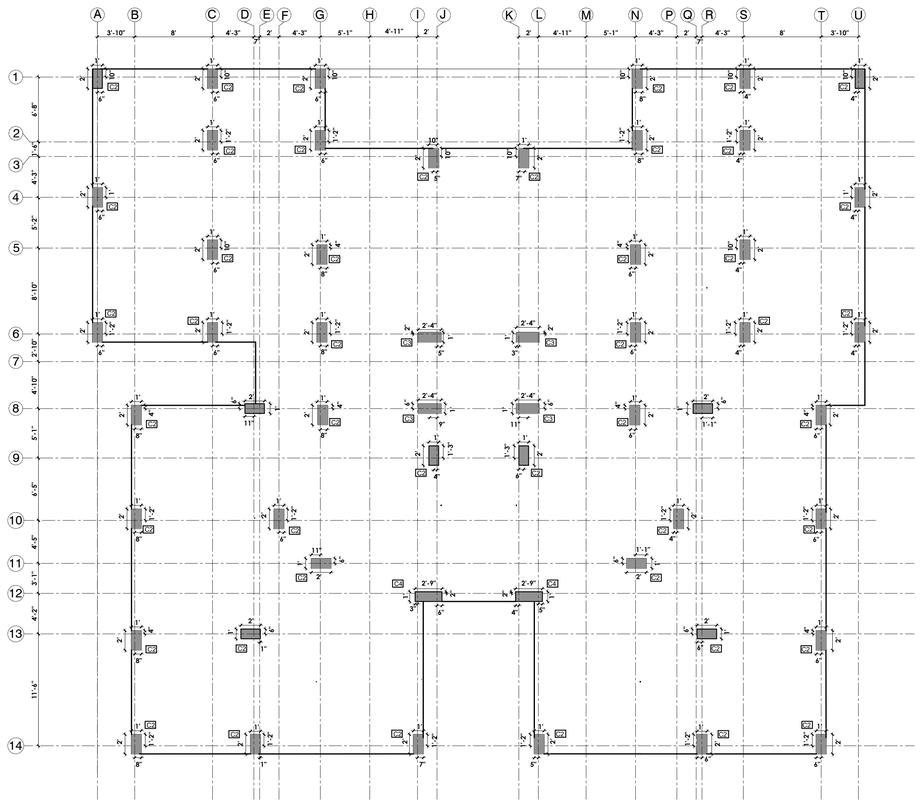

22 COLUMN LAYOUT PLAN - FOUNDATION TO SECOND FLOOR

SCALE: 1/8" = 1'

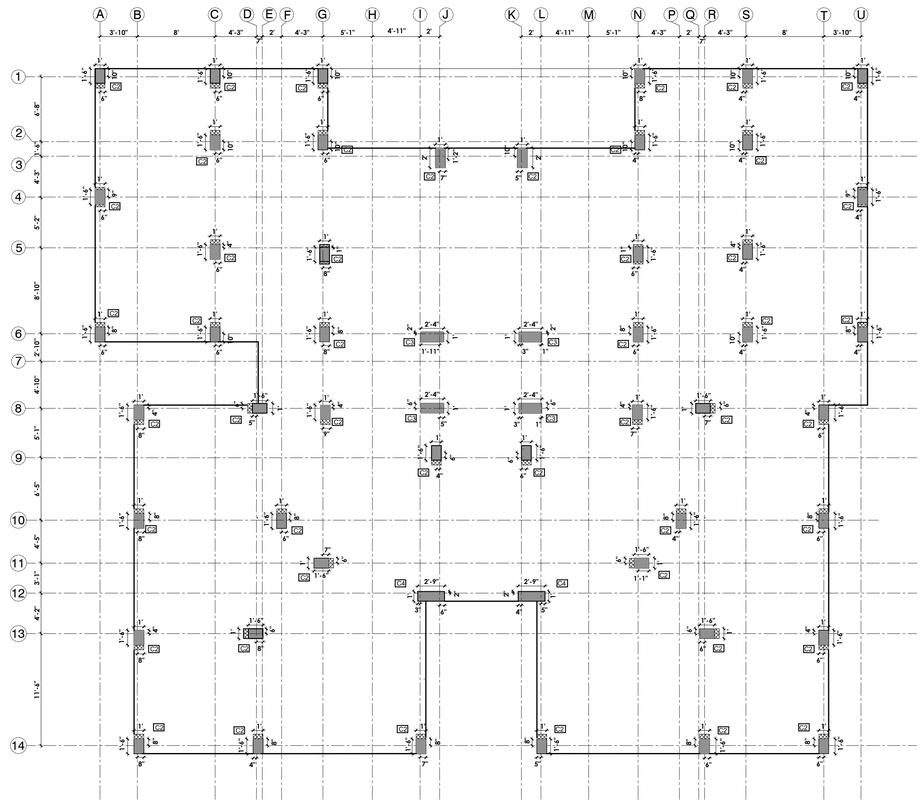

23 COLUMN LAYOUT PLAN - SECOND FLOOR

SCALE: 1/8" = 1'

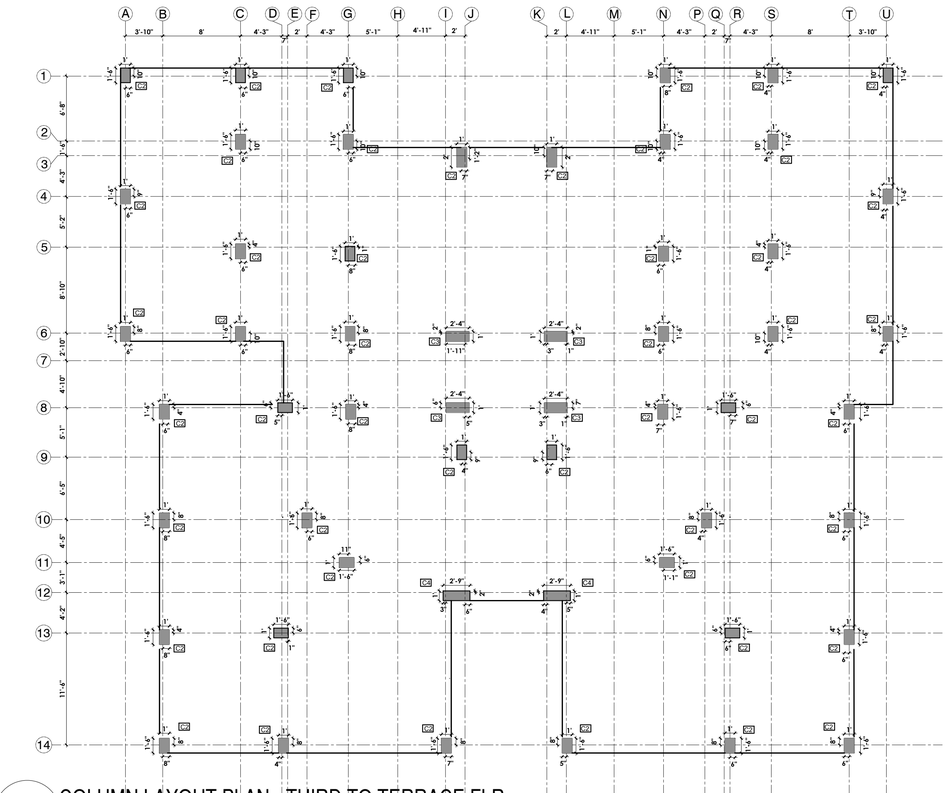

24 COLUMN LAYOUT PLAN - THIRD TO TERRACE FLR

SCALE: 1/8" = 1'

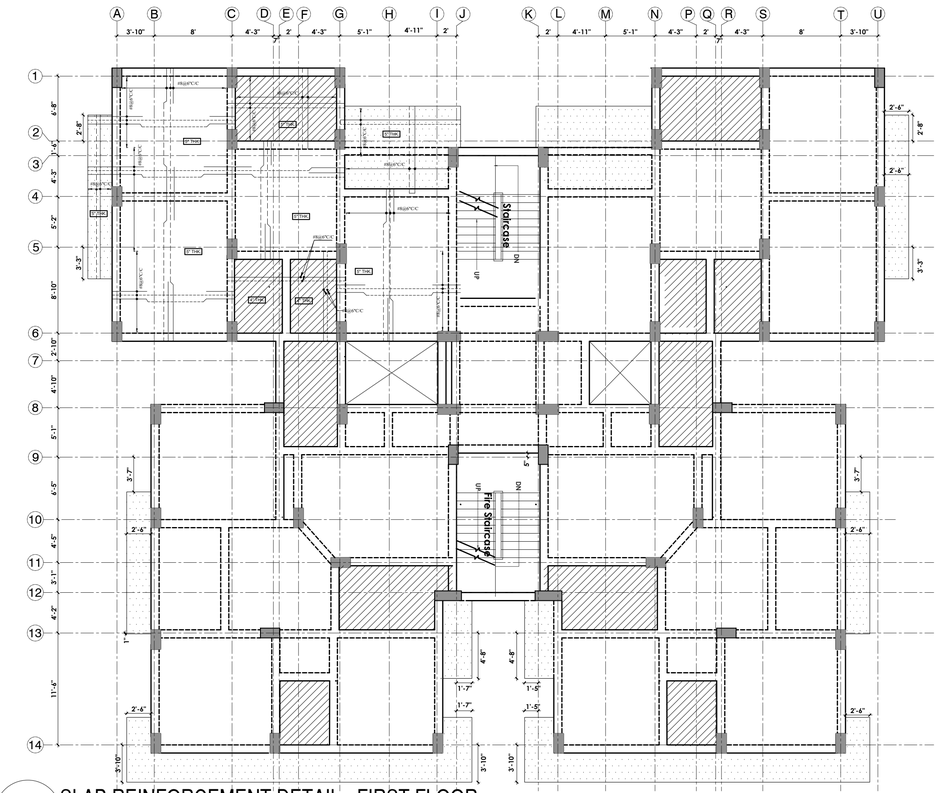

25 SLAB REINFORCEMENT DETAIL - FIRST FLOOR

SCALE: 1/8" = 1'

NOTES

1. ALL DIMENSIONS ARE IN FEET AND INCHES
2. ALL LEVELS INDICATED ARE IN FEET AND INCHES.
3. DIMENSIONS / LEVELS INDICATED ARE FINISHED UNLESS OTHERWISE SPECIFIED.
4. ONLY WRITTEN DIMENSIONS TO BE FOLLOWED. DO NOT SCALE THE DRAWING.
5. ELEVATION LEVELS & DIMENSIONS SHOWN TO BE VERIFIED AT SITE BEFORE COMMENCEMENT OF WORK. ANY DISCREPANCIES, IF NOTED, SHOULD BE BROUGHT TO THE ATTENTION OF ARCHITECT PRIOR TO THE COMMENCEMENT OF WORK.

OPENING/ DOOR SCHEDULE

TYPE	OPENIGN WIDTH	OPENING HEIGHT	WIDTH	HEIGHT	SILL
D1	3'4"	7'0"	3'0"	6'10"	0
D2	2'10"	7'0"	2'6"	6'10"	0
D3	5'6"	8'2"	2'6"	8'	0
D4	9'6"	8'2"	2'11"	8'	0
D5	3'	7'0"	2'8"	6'10"	0
D6	4'	7'0"	3'8"	6'10"	0
D7	11'	8'2"	3'7"	8'	0
DW1	3'6"	7'	2'6"	6'10"	0

WINDOW SCHEDULE

TYPE	WINDOW WIDTH	WINDOW SILL	LINTEL
W1	2'	6'2"	8'2"
W2	2'	3'	8'2"
W3	5'6"	3'	8'2"
W4	2'	5'2"	8'2"
W5	5'7"	5'1"	8'2"
W6	4'	3'	8'2"
W7	3'	3'	8'2"
W8	5'6"	3'10"	8'2"
W9	1'6"	6'2"	8'2"
W10	2'7"	6'2"	8'2"

SPECIFICATION

1	FOUNDATION	R.C.C RAFT FOUNDATION
2	SUPERSTRUCTURE	1ST CLASS BRICK WORK IN 1:6 CEMENT PLASTER
3	FLOORING	TILE FLOORING
4	LINTEL	R.C.C LINTEL AS PER DESIGN
5	ROOF	6" THK R.C.C ROOF SLAB
6	PLASTER	12.5 MM THK CEMENT PLASTER
7	FINISHING	2 COAT OF CEMENT WASH

PROJECT AND OWNER:

ROSEWOOD TOWERS (TOWER A AND TOWER B)

BEGUSARAI, BIHAR

PROPOSED BUILDING PLANS FOR
DEVA DEVELOPERS
(Proprietor - BHARAT BHUSHAN DEVA)
SP NO. 1659 AND SP NO. 1660, TAUZI NO. - 822, THANA-373, JAMABANDI - 330, MAUZA- SINGHAUL BEGUSARAI
PART OF NAGAR NIGAM BEGUSARAI,
MOHALLAH SINGHAUL, WARD NO. 2

DRAWING TITLE:

COLUMN LAYOUT PLANS & SLAB REINFORCEMENT (TOWER B)

DATE	SCALE
05-Jan-22	1/8" = 1'

I

DRAWING NO. :

AA-15

REVISED FIRE DRAWING DATED 05 -JAN-2022

OWNER

EMPANELLED ARCHITECT

EMPANELLED ENGINEER

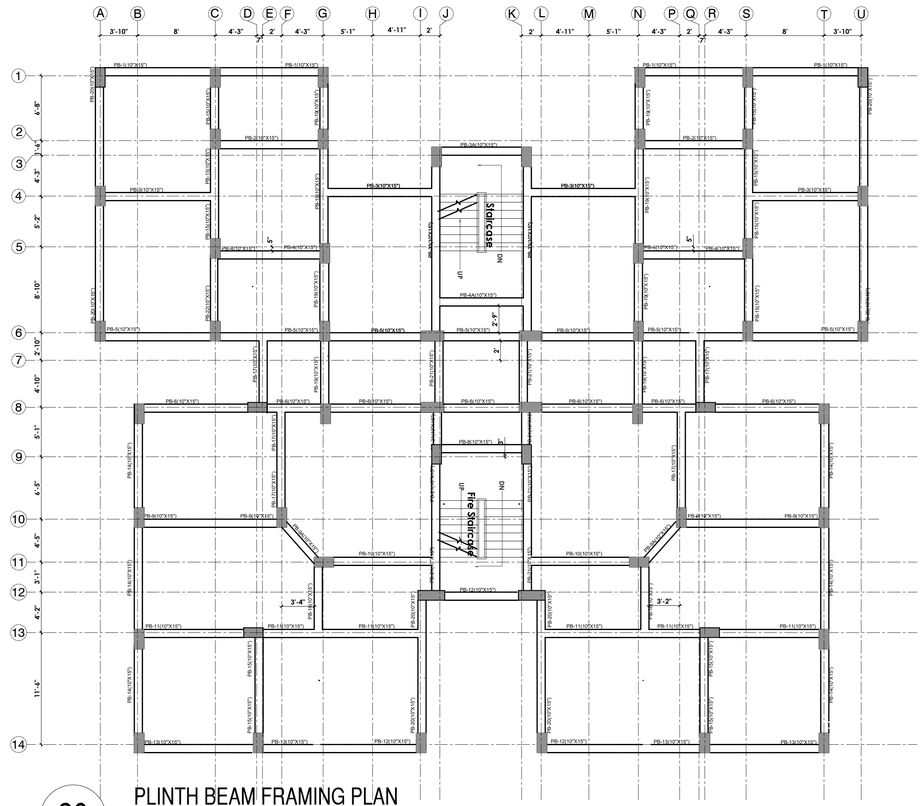

26 PLINTH BEAM FRAMING PLAN

SCALE: 1/8" = 1'

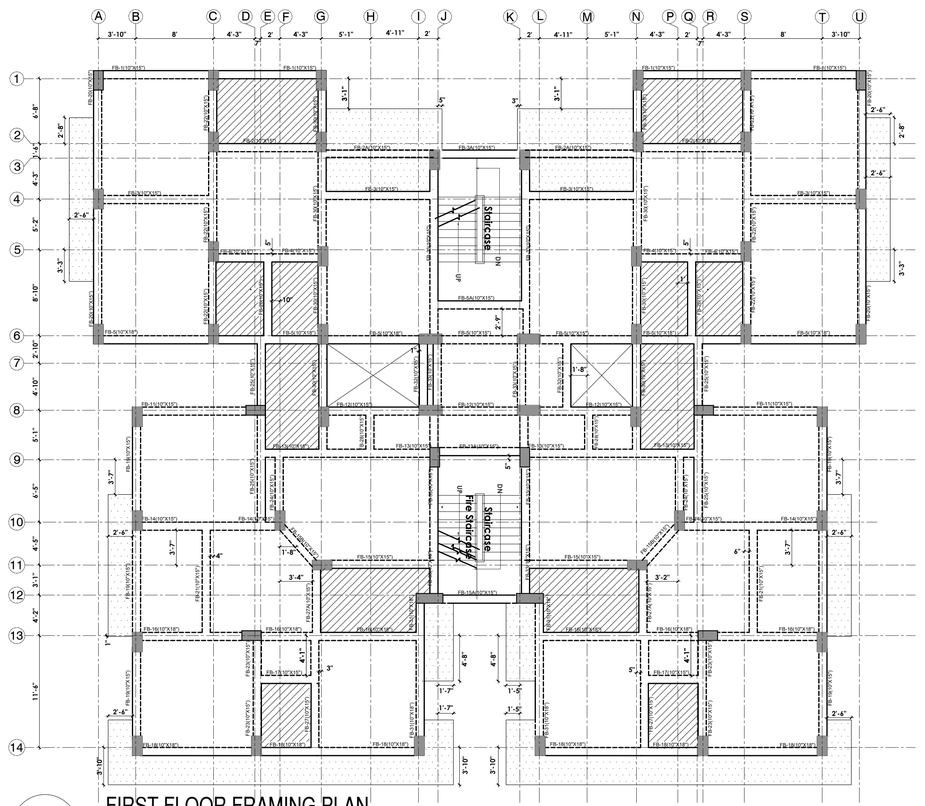

27 FIRST FLOOR FRAMING PLAN

SCALE: 1/8" = 1'

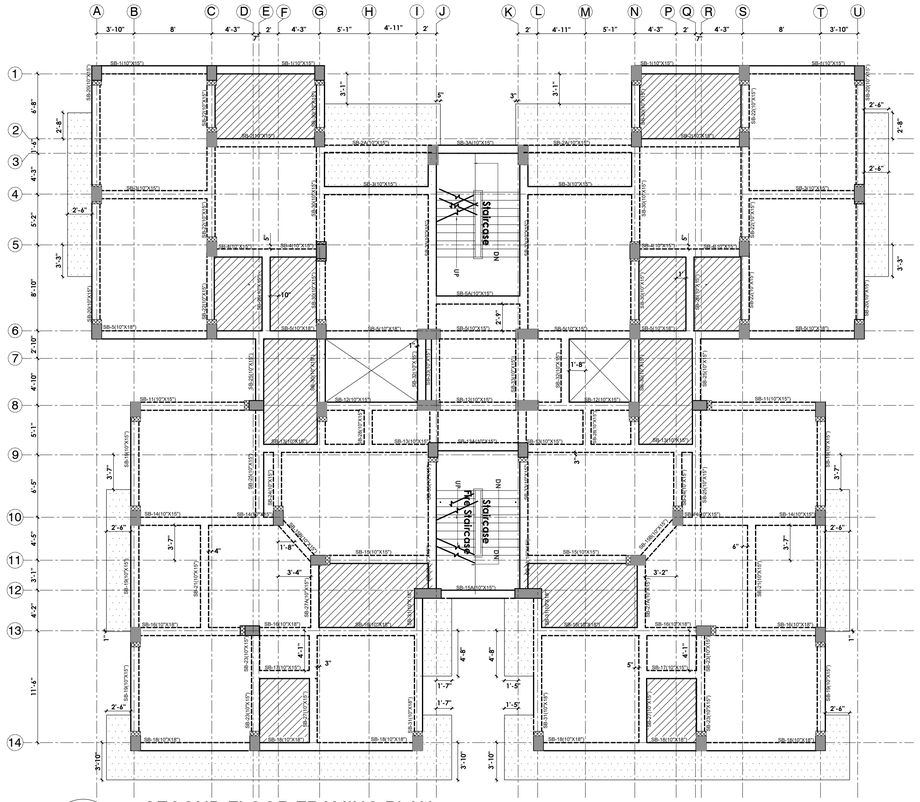

28 SECOND FLOOR FRAMING PLAN

SCALE: 1/8" = 1'

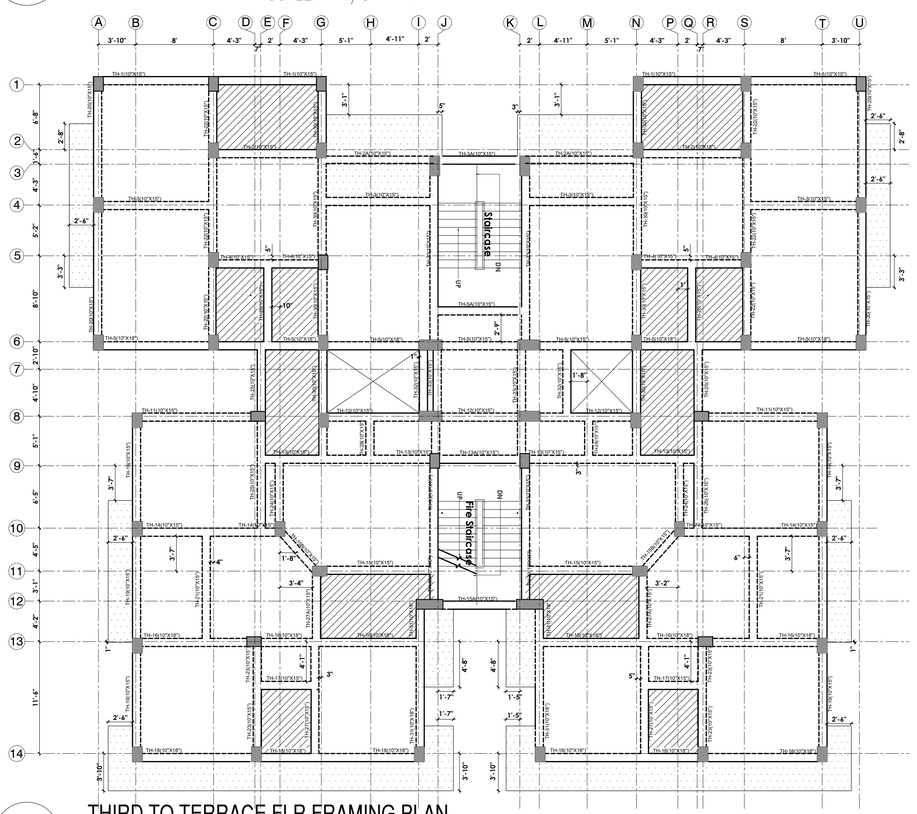

29 THIRD TO TERRACE FLR FRAMING PLAN

SCALE: 1/8" = 1'

NOTES

1. ALL DIMENSIONS ARE IN FEET AND INCHES
2. ALL LEVELS INDICATED ARE IN FEET AND INCHES.
3. DIMENSIONS / LEVELS INDICATED ARE FINISHED UNLESS OTHERWISE SPECIFIED.
4. ONLY WRITTEN DIMENSIONS TO BE FOLLOWED. DO NOT SCALE THE DRAWING.
5. ELEVATION LEVELS & DIMENSIONS SHOWN TO BE VERIFIED AT SITE BEFORE COMMENCEMENT OF WORK. ANY DISCREPANCIES, IF NOTED, SHOULD BE BROUGHT TO THE ATTENTION OF ARCHITECT PRIOR TO THE COMMENCEMENT OF WORK.

OPENING/ DOOR SCHEDULE

TYPE	OPENING WIDTH	OPENING HEIGHT	WIDTH	HEIGHT	SILL
D1	3'4"	7'0"	3'5"	6'10"	0
D2	2'10"	7'0"	2'6"	6'10"	0
D3	5'6"	8'2"	2'6"	8'	0
D4	9'6"	8'2"	2'11"	8'	0
D5	3'	7'0"	2'8"	6'10"	0
D6	4'	7'0"	3'8"	6'10"	0
D7	11'	8'2"	3'7"	8'	0
DW1	3'6"	7'	2'6"	6'10"	0

WINDOW SCHEDULE

TYPE	WINDOW WIDTH	WINDOW SILL	LINTEL
W1	2'	6'2"	8'2"
W2	2'	3'	8'2"
W3	5'6"	3'	8'2"
W4	2'	5'2"	8'2"
W5	5'7"	5'1"	8'2"
W6	4'	3'	8'2"
W7	3'	3'	8'2"
W8	5'6"	3'10"	8'2"
W9	1'6"	6'2"	8'2"
W10	2'7"	6'2"	8'2"

SPECIFICATION

1	FOUNDATION	R.C.C RAFT FOUNDATION
2	SUPERCTRUCTURE	1ST CLASS BRICK WORK IN 1:6 CEMENT PLASTER
3	FLOORING	TILE FLOORING
4	LINTEL	R.C.C LINTEL AS PER DESIGN
5	ROOF	6" THK R.C.C ROOF SLAB
6	PLASTER	12.5 MM THK CEMENT PLASTER
7	PAINTING	2 COAT OF CEMENT WASH

PROJECT AND OWNER:

ROSEWOOD TOWERS (TOWER A AND TOWER B)

BEGUSARAI, BIHAR

PROPOSED BUILDING PLANS FOR
DEVA DEVELOPERS
(Proprietor - BHARAT BHUSHAN DEVA)
SP NO. 1659 AND SP NO. 1660, TAUZI NO. - 822, THANA-373, JAMABANDI - 330, MAUZA- SINGHAUL BEGUSARAI
PART OF NAGAR NIGAM BEGUSARAI,
MOHALLAH SINGHAUL, WARD NO. 2

DRAWING TITLE:

FRAMING PLANS
(TOWER B)

DATE	SCALE
05-Jan-22	1/8" = 1'

I

DRAWING NO. :

AA-16

REVISED FIRE DRAWING DATED 05 -JAN-2022

OWNER

EMPANELLED ARCHITECT

EMPANELLED ENGINEER

केनरा बैंक Canara Bank

बेगूसराई - 851 101
BEGUSARAI - 851 101 (0182)

यह लिखित जारी करने की तारीख से तीन महीने तक वैध है।
Valid for three months only from the date of instrument

CB

मांगने पर On Demand Pay

को या उनके आदेश पर Or Order प्राप्त मूल्य के लिए

रुपये Rupees

अदा करें For Value Received ₹ 2,15,200.00

Purchaser Name DEVA DEVELOPERS

कृत केनरा बैंक For Canara Bank

केनरा बैंक Canara Bank

BEGUSARAI (D.O.)

CTDN L
DRAWEE BRANCH D. P. CODE

प्राधिकृत हस्ताक्षर कर्ता AUTHO SIGNATORY | नाम NAME | पदनाम DESIGNATION

विरेन्द्र पासवान BIRENDRA PASWAN
अधिकारी / Officer
S.P. No. 66504

प्राधिकृत हस्ताक्षर कर्ता AUTHO SIGNATORY | नाम NAME

गुलाब पाठक
Gulab Pathak
प्रबन्धक / Manager
एस. पि. संख्या
S.P. No. 73128

₹ एक लाख और उससे अधिक डीमांड ड्राफ्ट के लिए ... Demand Drafts of ₹ 1 Lakh and above require ...
Please sign ...

⑈929376⑈ 000015000⑆ 750182⑈ 16

Rosewood Towers

NN-294/2021-22 Rosewood Towers

Form No. XXIX Miscellaneous Receipt

बेगूसराय नगर निगम

No. 8874 दिनांक 31/12/2021

श्री भारत भूषण देवा पं० स्व० विभूति भूषण देव

निवास स्थान सिंघौल, देवानगर, वार्ड-2, बेग०

किस मद के लिए बकशा स्वीकृति शुल्क

रुपया (अक्षरों में) दो लाख पंद्रह हजार दो सौ रु० मात्र

31/12/2021

रु 215200/-

खजांची

नगर आयुक्त

G.P.P. Patna City 2016

केनरा बैंक Canara Bank

बेगूसराय - 851 101
BEGUSARAI - 851 101 (0162)

Valid for three months only from the date of ...

CB

मांगने पर On Demand Pay

को या उनके आदेश पर Or Order प्राप्त मूल्य

रुपये Rupees

अदा करें For Value Received ₹ 8,57,907.00

Purchaser Name DEVA DEVELOPERS

केनरा बैंक Canara Bank

कृते केनरा बैंक For Canara B...

Gulab Pat...
गुलाब पाठ...
Gulab Pat...
प्रबन्धक / Man...
एस. पि. सं...
S.P. No. 731...

BEGUSARAI(152)

प्राधिकृत हस्ताक्षर कर्ता AUTHO SIGNATORY | नाम NAME | पदनाम DESIGNATION

बिरेन्द्र पासवान / BIRENDRA PASWAN
अधिकारी / Officer
S.P. No. 06504

प्राधिकृत हस्ताक्षर कर्ता AUTHO SIGNATORY | नाम NAME

Demand Drafts of ₹ 1 Lakh and above require ...
Please sign above

CTDN L
DRAWLE BRANCH Dr P CODE

⑈929377⑈ 000015000⑆ 750182⑈ 16

1% Labour Cess

Form No. XXIX Miscellaneous Receipt

बेगूसराय नगर निगम

No. 8875 दिनांक 31/12/2021

श्री भारत भूषण देवा पं० स्व० विभूति भूषण देवा

निवास स्थान सिंघौल, वार्ड - 02, बेगू०

किस मद के लिए नक्शा स्वीकृति शुल्क का लेबर शेष

रुपया (अक्षरों में) आठ लाख संतावन हजार नौ सौ सात रु० मात्र

31/12/2021

रु 8579077 खजांची

नगर आयुक्त
बेगूसराय नगर निगम

G.P.P. Patna City 2016

कनीय अभियन्ता, नगर निगम, बेगूसराय द्वारा जाँच-प्रतिवेदन

नगर आयुक्त,
नगर निगम, बेगूसराय ।

महाशय

स्थल निरिक्षण किया ।

आवेदक श्री भारत भूषण देवा पे० स्व० विभूति भूषण देवा

मौजा/मौहल्ला सिद्धौंस / देवा नगर

थाना नं0 - 373 , तौजी नं0-

खाता नं0- 35, 40 , खेसरा नं0- 1659, 1660

रकवा- 3894.00 m^2

वार्ड नं0 2 के द्वारा प्रस्तावित भवन का निर्माण कार्य आवासीय/व्यवसायिक प्रयोजन हेतु किया जाना है ।

भवन के आगे-(N)— 22.9m पीछे- (S)-6.0m

बाँये-(E)-6.0m दायें-(W)-6.0m

खुला जगह छोड़ने के शर्त पर एवं निम्नांकित शुल्क -

कुल बिल्ट अप एरिया- 9760.00 m^2 @ Rs. 20.0/m^2 = Rs. 1,95,200-00

विकास शुल्क = Rs. 20,000-00

कुल शुल्क = Rs. 2,15,200-00

Estimated cost — Rs. 8,57,90,700-00

1% L-cess — Rs. 8,57907-00

DD No 929376 3/12/21

DD No 929377 dt 3/12/21

जमा करने के पश्चात कुल Floor- नक्शे पर अंकित प्रतिबंधों के साथ G.F to 7th Floor तक तक भवन निर्माण की स्वीकृति दिया जा सकता है । प्रस्तुत नक्शा नगरपालिका अधिनियम के अनुरूप है। एवं जेस परिसर से 30.0m अधिक दूरी पर है। प्रस्तावित नक्शा संरचना अभियंता द्वारा अनुमोदित

30.11.21

कनीय अभियन्ता

जाँच प्रतिवेदन

सेवा में,

नगर आयुक्त,
नगर निगम, बेगूसराय।

विषय :— भवन निर्माण भूमि की स्थल जाँच के संबंध में।

महाशय,

सादर सूचित करना है कि आवेदक श्री/श्रीमती भरत भूषण देवा पे0/जौ0 स्व0 विभूति भूषण देवा, वार्ड सं0—, मुहल्ला— उलाव जिला— बेगूसराय के द्वारा प्रस्तुत नक्शा की स्वीकृति हेतु उक्त भूमि का स्थानीय जाँच किया। स्थानीय जाँच एवं संलग्न कागजात के आधार पर आवेदक/आवेदिका की भूमि मौजे— सिंघौल थाना सं0 373 खाता सं0— 35, 40 वार्ड सं0. 2 खेसरा— 1659, 1660 अराजी— 02 कट्ठा 10 धुर ✗ धुरकी, चौहदी— उत्तर नीज दक्षिण— नीज, पुरब— नीज वो सड़क पश्चिम— पारिवारी वो सड़क, की भूमि पड़ती है। उक्त भूमि नीजी रैयती पड़ती है।

सादर सूचनार्थ समर्पित।

विश्वासभाजन

17/11/2021

अमीन,
नगर निगम, बेगूसराय।