

SUNRISE SAI DEVELOPERS PRIVATE LIMITED
NOTES FORMING PART OF ACCOUNTS

NOTE '1'
Note 1 "A" SHARE CAPITAL

Particulars	As at 31.03.2017	As at 31.03.2016
	Amount	Amount
Authorised 2,00,000 (P. Yr 2,00,000) Equity shares of Rs. 10/- each	20,00,000.00	20,00,000.00
Issued, Subscribed & Paid up 1,96,000 (P. Yr 1,96,000) Equity Shares of Rs. 10/- each	19,60,000.00	19,60,000.00
TOTAL	19,60,000.00	19,60,000.00

Note 1 "B" RECONCILIATION OF SHARE

Particulars	As at 31.03.2017	As at 31.03.2016
	Amount	Amount
Shares outstanding at the beginning of the year 196000(196000 shares)	19,60,000.00	19,60,000.00
Shares Issued during the year	-	-
Shares bought back during the year	-	-
Shares outstanding at the end of the year 1,96,000(1,96,000 shares)	19,60,000.00	19,60,000.00

The company has issued only one class of shares referred to as equity shares having nominal value of Rs.10/-. The holders of equity shares are entitled to one vote per share.

Note 1 "C" LIST OF SHARE HOLDERS HOLDING MORE THAN 5% SHARES IS SET OUT BELOW :

Name of Shareholder	As at 31.03.2017		As at 31.03.2016	
	No. of Shares	% of Holding	No. of Shares	% of Holding
Paras Kumar	62,000	31.63	62,000	31.63
Saket kumar	37,500	19.13	12,500	19.13
Sunaina Kumari	25,000	12.76	25,000	12.76
USG Financial Servies P Ltd.	25,000	12.76	25,000	12.76
Sunrise projects & Construction (I) P Ltd.	40,000	20.41	40,000	20.41

Particulars	As at 31.03.2017	As at 31.03.2016
	Amount	Amount

NOTE '2'
RESERVES AND SURPLUS

Securities Premium Account		
Opening Balance	10,50,000.00	10,50,000.00
Add: Premium on Shares issued during the year	-	-
Closing Balance	10,50,000.00	10,50,000.00
Profit & Loss Account		
Opening Balance	2,61,00,658.07	1,51,43,336.66
Add: Profit during the year	1,96,96,594.09	1,09,57,321.41
Closing Balance	4,57,97,252.16	2,61,00,658.07
Total	4,68,47,252.16	2,71,50,658.07




Particulars	As at 31.03.2017 Amount	As at 31.03.2016 Amount
NOTE '3'		
LONG TERM BORROWINGS		
- Secured		
Bank of Baroda (Car Loan- 638)	5,31,000.22	5,31,000.22
- Unsecured		
Loans & Advance from Related Parties		
Sunrise Projects & Construction (I) Pvt. Ltd.	21,91,511.00	25,61,333.00
- Others		
J.G Realcon Pvt.Ltd	81,03,562.00	-
Musafir Homes Pvt.Ltd	25,35,507.00	-
	1,33,61,580.22	30,92,333.22

Particulars	As at 31.03.2017 Amount	As at 31.03.2016 Amount
NOTE '4'		
DEFERRED TAX LIABILITIES/ASSETS		
Opening Balance	(62,378.86)	(1,11,494.00)
Add/(Less): Adjustment during the year	35,676.67	49,115.14
	(26,702.19)	(62,378.86)

Particulars	As at 31.03.2017 Amount	As at 31.03.2016 Amount
NOTE '5'		
TRADE PAYABLES		
Trade Payables		
For Goods & expenses	1,36,37,057.42	1,46,89,881.80
	1,36,37,057.42	1,46,89,881.80

Particulars	As at 31.03.2017 Amount	As at 31.03.2016 Amount
NOTE '6'		
OTHER CURRENT LIABILITIES		
Current Maturities of Long Term Debt	-	2,35,999.92
Loans & Advance from Others		
Advance Receipt for Flat	4,28,85,143.00	11,30,57,534.00
Sunrise Narayan Maintainance Fund A/c	2,72,009.50	4,72,479.00
Other Payables		
Auditor's Remuneration Payable	45,000.00	34,500.00
Rent Payable	3,000.00	27,500.00
Salary Payable	1,25,700.00	1,69,600.00
Directors Remuneration Payable	-	91,030.00
Legal Expenses Payable	3,000.00	3,000.00
Statutory Dues		
TDS Payable	2,12,425.00	29,160.00
	4,35,46,277.50	11,41,20,802.92

Particulars	As at 31.03.2017 Amount	As at 31.03.2016 Amount
NOTE '7'		
SHORT TERM PROVISION		
Other Provision		
Provision For Taxation	1,05,25,428.00	57,47,077.00
	1,05,25,428.00	57,47,077.00



Particulars	As at 31.03.2017	As at 31.03.2016
	Amount	Amount
NOTE '9'		
INVENTORIES		
Project Work In Progress	11,20,52,852.37	14,77,36,413.25
	11,20,52,852.37	14,77,36,413.25

Particulars	As at 31.03.2017	As at 31.03.2016
	Amount	Amount
NOTE '10'		
TRADE RECEIVABLES		
Below Six Months		
Unsecured Considered Good	-	-
More Than Six Months		
Unsecured Considered Good	30,655.00	1,53,591.00
	30,655.00	1,53,591.00

Particulars	As at 31.03.2017	As at 31.03.2016
	Amount	Amount
NOTE '11'		
CASH AND BANK BALANCES		
-Cash and Cash Equivalents		
Cash in Hand	72,178.70	1,61,124.50
Balance with Banks		
-with Bank Of Baroda	7,31,206.09	4,07,209.89
-with HDFC Bank Ltd	9,48,850.65	93,495.28
-with State Bank of India	30,70,240.22	56,28,010.14
-with Sunrise Narayan Maintenance Fund A/c	34,145.00	2,34,729.00
	48,56,620.66	65,24,568.81

Particulars	As at 31.03.2017	As at 31.03.2016
	Amount	Amount
NOTE '12'		
SHORT TERM LOANS AND ADVANCES		
Loans and Advances to related parties		
(Secured/Unsecured/Doubtful)		
Others		
Unsecured Considered Goods		
Advance to Suppliers	51,53,314.04	51,22,663.51
Service Tax Receivable	3,658.00	-
Advance For Shop	6,24,500.00	5,64,500.00
Advance For Flat	-	10,00,000.00
Tds Receivable	-	-
Extreme Engiarch Pvt Ltd	2,00,000.00	2,00,000.00
Balance with Statutory Authorities		
Advance Income Tax	61,50,000.00	45,50,000.00
	1,21,31,472.04	1,14,37,163.51

Particulars	As at 31.03.2017	As at 31.03.2016
	Amount	Amount
NOTE '13'		
REVENUE FROM OPERATION		
Sale of Flats	15,69,87,750.00	4,39,38,500.00
	15,69,87,750.00	4,39,38,500.00



Particulars	As at 31.03.2017	As at 31.03.2016
	Amount	Amount
NOTE '14'		
OTHER INCOME		
Interest Received	2,46,062.00	1,11,200.00
Discount Income	8,868.00	11,983.75
Rent Received	-	-
Misc. Income	1,68,750.00	-
	4,23,680.00	1,23,183.75


Particulars	As at 31.03.2017	As at 31.03.2016
	Amount	Amount
NOTE '15'		
MATERIAL & DIRECT COSTS		
MATERIAL & DIRECT COSTS	8,51,14,347.39	9,71,68,401.62
	8,51,14,347.39	9,71,68,401.62

Particulars	As at 31.03.2017	As at 31.03.2016
	Amount	Amount
NOTE '16'		
(INCREASE)/DECREASE IN INVENTORIES		
Inventories at the end of the year		
Project Work-in-progress	11,20,52,852.37	14,77,36,413.25
Inventories at the beginning of the year		
Project Work-in-progress	14,77,36,413.25	7,17,44,198.30
(Increase)/Decrease	3,56,83,560.88	(7,59,92,214.95)

Particulars	As at 31.03.2017	As at 31.03.2016
	Amount	Amount
NOTE '17'		
EMPLOYEE BENEFITS EXPENSES		
Salary	17,69,333.00	16,55,300.00
Staff & Labour Welfare	43,273.00	72,864.00
Bonus	2,02,500.00	1,38,000.00
Director Remuneration	24,30,000.00	22,75,000.00
	44,45,106.00	41,41,164.00

Particulars	As at 31.03.2017	As at 31.03.2016
	Amount	Amount
NOTE '18'		
FINANCE COST		
Interest on Unsecured Loan	4,47,474.00	2,77,400.00
Interest on Bank loan	63,241.00	88,320.00
Bank Charges	4,704.18	5,736.66
	5,15,419.18	3,71,456.66


Particulars	As at 31.03.2017	As at 31.03.2016
	Amount	Amount



NOTE '19'
OTHER EXPENSES

Selling and Administrative Expenses

Accounting Charges	-	72,000.00
Travelling & Conveyance	21,534.00	76,324.00
Filing Fee	1,100.00	800.00
Auditor Remuneration	50,000.00	34,500.00
Rent	3,33,000.00	3,02,500.00
Electricity Expenses	48,896.00	52,510.00
Printing & Stationery	41,380.00	57,322.00
Telephone & Mobile Expenses	14,173.00	36,580.00
Round off	(12.50)	20.95
Service Tax Expense	2,46,337.00	97,031.00
Interest on TDS	2,529.00	5,059.00
Legal Expenses	92,700.00	3,000.00
Freight Charges	-	2,45,525.82
Postage & Courier	1,012.00	3,266.00
Vehicle Expense	1,10,814.00	1,29,552.00
Office Expenses	73,817.00	1,52,416.00
Repair & Maintenance	-	18,420.00
Membership Fee	-	16,000.00
Interest on Service tax	12,503.00	-
Advertisement Expenses	50,824.75	-
	<u>11,00,607.25</u>	<u>13,02,826.77</u>



TANGIBLE ASSETS

DESCRIPTION	GROSS BLOCK (AT COST)		TRANSFERS.	COST AS AT 31/3/2017	DEPRECIATION BLOCK			NET BLOCK		
	COST AS AT 01/04/2016	ADDITIONS			AS AT 01/04/2016	FOR THE YEAR	LESS ON DELETION	AS AT 31/3/2017	AS AT 31/03/2016	
1. Intercom	7,000.00	-	-	7,000.00	6,460.70	189.30	-	6,650.00	350.00	539.30
2. Mobile	62,933.00	-	-	62,933.00	6,062.69	25,612.05	-	31,674.74	31,258.26	56,870.31
3. Computer & Printer	17,620.00	-	-	17,620.00	16,286.72	469.05	-	16,755.77	864.23	1,333.28
4. Furniture	70,232.00	47,524.00	-	1,17,756.00	28,082.43	20,126.23	-	48,208.66	69,547.34	42,149.57
5. Water Filter	14,900.00	-	-	14,900.00	10,405.57	2,026.89	-	12,432.46	2,467.54	4,494.43
6. Air Conditioner	2,03,750.00	53,425.00	-	2,57,175.00	1,20,350.64	48,969.06	-	1,69,319.70	87,855.30	83,399.36
7. Car	16,16,650.00	-	-	16,16,650.00	8,69,752.15	2,24,516.24	-	10,94,268.39	5,22,381.61	7,46,897.85
8. Stabilizer	16,000.00	-	-	16,000.00	5,751.44	2,587.75	-	8,339.19	7,660.81	10,248.56
9. Fridge	30,500.00	-	-	30,500.00	5,037.37	4,615.41	-	9,652.78	20,847.22	25,462.63
10. CC Camera	-	56,999.00	-	56,999.00	-	15,054.22	-	15,054.22	41,944.78	-
11. Invertor & Battery	-	37,000.00	-	37,000.00	-	13,159.86	-	13,159.86	23,840.14	-
12. Led Tv	-	32,398.00	-	32,398.00	-	8,717.82	-	8,717.82	23,680.18	-
Total Rs.	20,39,585.00	2,27,346.00	-	22,66,931.00	10,68,189.71	3,66,043.88	-	14,34,233.59	8,32,697.42	9,71,395.30
Previous Year	18,44,935.00	1,94,650.00	-	20,39,585.00	6,53,423.32	4,14,766.38	-	10,68,189.70	9,71,395.00	11,91,511.68

