SPECIFICATION

1. R.C.C. UNDER REAMED PILE FOUNDATION AS PER DETAIL GIVEN IN THIS DRAWING.
2. 1ST CLASS BRICK WORK IN CEMENT MORTER(1:6) IN SUPER STRUCTURE.
3. HEIGHT OF PLINTH FLOOR AREA SHOWN IN SECTION.
4. 30MM THS. FLOORING OVER 75MM DRY REAMED KHOA OVER BRICK FLAT SOLING OVER LOCAL SAND FILLING.
5. 50MM TH. D.P.C. at P.L.
6. 110MM TH. LINE CONCRETE OVER 100MM TH R.C.C. SLAB.
7. 15MM TH.R.C.C. BAND AT- DOOR & WINDOW OPENINGS.
8. 12MM CEMENT PLASTER ON BOTH SIDE OF WALL.
9. WHITE & COLOUR WASH AS PER CHOICE.

SCHEDULE OF DOORS & WINDOWS

SL NO	TYPE	WIDTH	SILL	HEIGHT	REMARKS
1.	D	1.06	0.00	2.13	FLUSH DOOR
2.	D1	0.91	0.00	2.13	FLUSH DOOR
3.	D2	0.76	0.00	2.13	FLUSH DOOR
4.	W	1.83	0.76	1.83	FULLY GLAZED
5.	W1	1.37	0.76	1.83	FULLY GLAZED
6.	W2	1.21	0.76	1.53	FULLY GLAZED
7.	W3	0.91	1.21	1.22	FULLY GLAZED
8.	W4	0.61	1.53	0.91	LOWERS

FIRE LEGEND

1. HYDRANT LAYOUT VALVE WET — (W)
2. HOSE REEL
3. SEAMEGE CONNECTION FOR FIRE BRIDGE USE TO THE WET RISING SYSTEM
4. MANUAL CALL POINT
5. INDICATER PANEL
6. AUDIABLE WARNING DEVICE
7. FIRE EXISTINGUISHER
8. OVER HEAD WATER TANK OF 25000LTRSCAP UNIT 100 LMPTR — 25000
9. UNDER GROUND WATER TANK WITH AUTOMATIC REFILLING ARRANGEMENT — 100000
10. F. DOOR — F.D.
11. MICROPHONE CONNECTION — M
12. LOUDSPEAKER OUT LET — K
13. LIGHTING POINT CONNECTED TO AN EMERGENCY SYSTEM — (H)
14. GROUND HYDRANT — EXIT
15. ILLUMINATED EXIT DIRECTIONAL SIGN — (S)
16. SPRIKALER

PROPOSED COMMERCIAL CUM RESIDENTIAL BUILDING"SHIVJANKI"TOBE DEVELOPED BY M/S SAMRAT VIJAY CONSTRUCTION PVT LTD AT- PLOT NO.-479(OLD) 806(NEW)THANA NO.-343 KHATA NO.-34&162,WARDNO.-11 (OLD)30(NEW) CIRCLE NO.-3A,SITUATED AT-MAUZA-GANIPUR RAMDAYALU NAGAR P.S.-MAHAMADPUR KAZI,MUZAFFARPUR DIST.-MUZAFFARPUR,BIHAR

NORTH

SCALE	DRG NO.
1:100 1:200	02

SIGN. OF ENGINEER

SIG OF OWNER

SIG OF ARCHITECT

राज्य अभिलेखागार पदाधिकारी-सह-निदेशक
बिहार, राज्य अभिलेखागार सेवा,
बिहार, पटना

TOTAL BUILDING HT 20.96M

1.07M HIGH PARAPET WALL
0.10 M TH AVG LIME TERRACING
0.10 M TH R.C.C. SLAB

BED ROOM, LIVING, LOBBY, PASSAGE, SHOP, PARKING, BALC, GR.LVL

1.07 | 3.05 | 3.05 | 3.05 | 3.05 | 3.81 | 4.95 | 2.89

SECTION AT A A

FLOORING AS PER SPECIFICATION

RIGHT SIDE ELEVATION

TOTAL BUILDING HT 20.96M

PL. LVL, GR.LVL

SECTION AT- B B

O.H.WATER TANK FOR FIRE FIGHTING
O.H.WATER TANK
MACHINE ROOM
HEIGHT RISER = 15 TREAD = 25
L I F T W E L L
TOILET

FRONT ELEVATION

BASEMENT FLOOR PLAN

41.62

14.65

LIFT 1.62X1.37

EXIT

RAMP 1:8

SPECIFICATION

1. R.C.C UNDER REAMED PILE FOUNDATION AS PER DETAIL GIVEN IN THIS DRAWING
2. 1ST CLASS BRICK WORK IN CEMENT MORTER(1:6) IN SUPER STRUCTURE.
3. HEIGHT OF PLINTH FLOOR AREA SHOWN IN SECTION.
4. 30MM TPS FLOORING OVER 75MM DRY REMMED KHOA OVER BRICK FLAT SOLING, OVER LOCAL SAND FILLING.
5. 50MM TH. D.P.C in P.L.
6. 110MM TH. LIME CONCRETE OVER 100MM TH R.C.C. SLAB.
7. 15MM TH R.C.C. BAND AT- DOOR & WINDOW OPENINGS.
8. 12MM CEMENT PLASTER ON BOTH SIDE OF WALL.
9. WHITE & COLOUR WASH AS PER CHOICE.

SCHEDULE OF DOORS & WINDOWS

SL. NO.	TYPE	WIDTH	SILL HEIGHT	REMARKS
1.	D	1.06	0.00 2.13	FLUSH DOOR
2.	D1	0.91	0.00 2.13	FLUSH DOOR
3.	D2	0.76	0.00 2.13	FLUSH DOOR
4	W	1.83	0.76 1.83	FULLY GLAZED
5.	W1	1.37	0.76 1.83	FULLY GLAZED
6	W2	1.21	0.76 1.53	FULLY GLAZED
7.	W3	0.91	1.21 1.22	FULLY GLAZED
8.	W4	0.61	1.53 0.91	LOWERS

FIRE LEGEND

1. HYDRANT LAYOUT VALVE WET — (W)
2. HOSE REEL
3. SEAMEGE CONNECTION FOR FIRE BRIDGE USE TO THE WET RISING SYSTEM
4. MANUAL CALL POINT — (M)
5. INDICATER PANEL — A A
6. AUDIABLE WARNING DEVICE
7. FIRE EXISTINGUISHER
8. OVER HEAD WATER TANK OF 25000lt TRSCAP UNIT 300 LMP HR — 25000
9. UNDER GROUND WATER TANK WITH AUTOMATIC REFILLING ARRANGEMENT — 100000
10 F.R. DOOR — F.D
11. MICROPHONE CONNECTION
12. LOUDSPEAKER OUT LET
13. LIGHTING POINT CONNECTED TO AN EMERGENCY SYSTEM
14. GROUND HYDRANT — (H)
15. ILLUMINATED EXIT DIRECTIONAL SIGN — EXIT
16 SPRINKALER — (S)

PROPOSED COMMERCIAL CUM RESIDENTIAL BUILDING "SHIVJANKI" TOBE DEVELOPED BY M/S SAMRAT VIJAY CONSTRUCTION PVT LTD AT- PLOT NO.-479(OLD) 806(NEW) THANA NO.-343 KHATA NO.-344&162, WARD NO.-11 (OLD), 30(NEW) CIRCLE NO.-3A, SITUATED AT-MAUZA-GANTPUR RAMDAYALU NAGAR P.S.-MAHAMADPUR KAZI, MUZAFFARPUR DIST.-MUZAFFARPUR, BIHAR

NORTH

SCALE: 1100, 1200

DRG NO.: 02

Samrat Vijay Construction Pvt. Ltd.

Director

SIG. OF OWNER

NILMANI SHRIVASTAVA, CONSULTANT, Lic. No.- 64176/BIHAR( )

Executive Engineer, Muzaffarpur Nagar Nigam, Muzaffarpur

SIG. OF ENGINEER

Shyam Prasad

Sanctioned Noted

Certify that the plan has been prepared as per Building Byelaw's 2014
Sructure Design is earth quake resistant

SECTION AT A A

SECTION AT- B B

RIGHT SIDE ELEVATION

FRONT ELEVATION

TOTAL BUILDING HT 20.96M

1.07M HIGH PARAPET WALL
0.10 M TH AVG LIME TERRACING
0.10 M TH R.C.C. SLAB

O.H. WATER TANK FOR FIRE-FIGHTING

O.H. WATER TANK

MACHINE ROOM

LIFT WELL

FLOORING AS PER SPECIFICATION

The Owner/Builder shall in no case deviate from sanctioned plan for the construction. If any deviation is found during the construction or at any time, the entire structure will be treated as unauthorized and the owner/builder will be liable for legal action. The owner will keep a copy of sanctioned plan at the site during construction

SPECIFICATION

1. R.C.C UNDER, REMMED PILE FOUNDATION AS PER DETAIL GIVEN IN THIS DRAWING.
2. 1ST CLASS BRICK WORK IN CEMENT MORTER(1:6) IN SUPER STRUCTURE.
3. HEIGHT OF PLINTH FLOOR AREA SHOWN IN SECTION
4. 30MM T.P.S. FLOORING OVER 75MM DRY RENMED KHOA OVER BRICK FLAT SOLING, OVER LOCAL SAND FILLING
5. 50MM THICK P.C.C (1:4:8)
6. 110MM THICK RCC BAND AT DOOR & WINDOW OPENINGS
7. 150MM THICK C.C. BAND AT DOOR & WINDOW OPENINGS
8. 12MM CEMENT PLASTER ON BOTH SIDE OF WALL.
9. WHITE & COLOUR WASH AS PER CHOICE

SCHEDULE OF DOORS & WINDOWS

SL NO	TYPE	WIDTH	SILL	HEIGHT	REMARKS
1.	D	1.06	0.00	2.13	FLUSH DOOR
2.	D1	0.91	0.00	2.13	FLUSH DOOR
3.	D2	0.76	0.00	2.13	FLUSH DOOR
4.	W	1.83	0.76	1.83	FULLY GLAZED
5.	W1	1.37	0.76	1.83	FULLY GLAZED
6.	W2	1.21	0.76	1.53	FULLY GLAZED
7.	W3	0.91	1.21	1.22	FULLY GLAZED
8.	W4	0.61	1.53	0.91	LOUVERS

FIRE LEGEND

1. HYDRANT LAYOUT VALVE WET (W)
2. HOSE REEL
3. SEAMEGE CONNECTION FOR FIRE BRIDGE USE TO THE WET RISING SYSTEM (FD)
4. MANUAL CALL POINT (M)
5. INDICATER PANEL (K)
6. AUDIABLE WARNING DEVICE (H)
7. FIRE EXISTINGUISHER
8. OVER HEAD WATER TANK OF 25000LTS/CAP.UNIT 100 LMP/HR — 25000
9. UNDER GROUND WATER TANK WITH AUTOMATIC REFILLING ARRANGEMENT — 100000
10. F.B. DOOR (S)
11. MICROPHONE CONNECTION
12. LOUDSPEAKER OUT LET
13. LIGHTING POINT CONNECTED TO AN EMERGENCY SYSTEM
14. GROUND HYDRANT
15. ILLUMINATED EXIT DIRECTIONAL SIGN — EXIT
16. SPRIKALER

LAND-OWNER
SMT. SANKT SINHA
C/O. LATE SHIV KUMAR SINGH

PROPOSED COMMERCIAL CUM RESIDENTIAL BUILDING"SHIVJANKI"TOBE DEVELOPED BY M/S SAMRAT VIJAY CONSTRUCTION PVT LTD AT-PLOT NO.-479(OLD) 806(NEW)THANA NO.-343 KHATA NO.-348162,WARDNO.-11 (OLD),30(NEW) CIRCLE NO.-3A,SITUATED AT-MAUZA-GANIPUR RAMDAYALUNAGAR P.S.-MAHAMADPUR KAZI,MUZAFFARPUR DIST.-MUZAFFARPUR,BIHAR

NORTH	SCALE	DRG NO.
	1:100 / 1:200	02

Samrat Vijay Construction Pvt. Ltd.
Director

SIG. OF OWNER

Shyam Prasad
SIG OF ARCHITECT
Engineer's No.

SECTION AT A A

SECTION AT- B B

RIGHT SIDE ELEVATION

FRONT ELEVATION

BASEMENT FLOOR PLAN

I Certify that the plan has been Prepared as per Building Byelaws 2014 Sculture Design is earth quake resistant

The Owner/Builder shall in no case deviate from sanctioned plan for the construction. If any deviation is found during the construction or at any time, the entire structure will be treated as unauthorized and the owner/builder will be liable for legal action. The owner will keep a copy of sanctioned plan at the site during construction

SPECIFICATION

1. R.C.C UNDER, REMMED PILE FOUNDATION AS PER DETAIL GIVEN IN THIS DRAWING.
2. 1ST CLASS BRICK WORK IN CEMENT MORTER(1:6) IN SUPER STRUCTURE.
3. HEIGHT OF PLINTH FLOOR AREA SHOWN IN SECTION
4. 30MM T.P.S. FLOORING OVER 75MM DRY RENMED KHOA OVER BRICK FLAT SOLING, OVER LOCAL SAND FILLING
5. 50MM THICK P.C.C (1:4:8)
6. 110MM THICK RCC BAND AT DOOR & WINDOW OPENINGS
7. 150MM THICK C.C. BAND AT DOOR & WINDOW OPENINGS
8. 12MM CEMENT PLASTER ON BOTH SIDE OF WALL.
9. WHITE & COLOUR WASH AS PER CHOICE

SCHEDULE OF DOORS & WINDOWS

SL NO	TYPE	WIDTH	SILL	HEIGHT	REMARKS
1.	D	1.06	0.00	2.13	FLUSH DOOR
2.	D1	0.91	0.00	2.13	FLUSH DOOR
3.	D2	0.76	0.00	2.13	FLUSH DOOR
4.	W	1.83	0.76	1.83	FULLY GLAZED
5.	W1	1.37	0.76	1.83	FULLY GLAZED
6.	W2	1.21	0.76	1.53	FULLY GLAZED
7.	W3	0.91	1.21	1.22	FULLY GLAZED
8.	W4	0.61	1.53	0.91	LOUVERS

FIRE LEGEND

1. HYDRANT LAYOUT VALVE WET (W)
2. HOSE REEL
3. SEAMEGE CONNECTION FOR FIRE BRIDGE USE TO THE WET RISING SYSTEM (FD)
4. MANUAL CALL POINT (M)
5. INDICATER PANEL (K)
6. AUDIABLE WARNING DEVICE (H)
7. FIRE EXISTINGUISHER
8. OVER HEAD WATER TANK OF 25000LTS/CAP.UNIT 100 LMP/HR — 25000
9. UNDER GROUND WATER TANK WITH AUTOMATIC REFILLING ARRANGEMENT — 100000
10. F.B. DOOR (S)
11. MICROPHONE CONNECTION
12. LOUDSPEAKER OUT LET
13. LIGHTING POINT CONNECTED TO AN EMERGENCY SYSTEM
14. GROUND HYDRANT
15. ILLUMINATED EXIT DIRECTIONAL SIGN — EXIT
16. SPRIKALER

LAND-OWNER
SMT. SANKT SINHA
C/O. LATE SHIV KUMAR SINGH

PROPOSED COMMERCIAL CUM RESIDENTIAL BUILDING"SHIVJANKI"TOBE DEVELOPED BY M/S SAMRAT VIJAY CONSTRUCTION PVT LTD AT-PLOT NO.-479(OLD) 806(NEW)THANA NO.-343 KHATA NO.-348162,WARDNO.-11 (OLD),30(NEW) CIRCLE NO.-3A,SITUATED AT-MAUZA-GANIPUR RAMDAYALUNAGAR P.S.-MAHAMADPUR KAZI,MUZAFFARPUR DIST.-MUZAFFARPUR,BIHAR

NORTH	SCALE	DRG NO.
	1:100 / 1:200	02

Samrat Vijay Construction Pvt. Ltd.
Director

SIG. OF OWNER

Shyam Prasad
SIG OF ARCHITECT
Engineer's No.

SECTION AT A A

SECTION AT- B B

RIGHT SIDE ELEVATION

FRONT ELEVATION

BASEMENT FLOOR PLAN

I Certify that the plan has been Prepared as per Building Byelaws 2014 Sculture Design is earth quake resistant

The Owner/Builder shall in no case deviate from sanctioned plan for the construction. If any deviation is found during the construction or at any time, the entire structure will be treated as unauthorized and the owner/builder will be liable for legal action. The owner will keep a copy of sanctioned plan at the site during construction

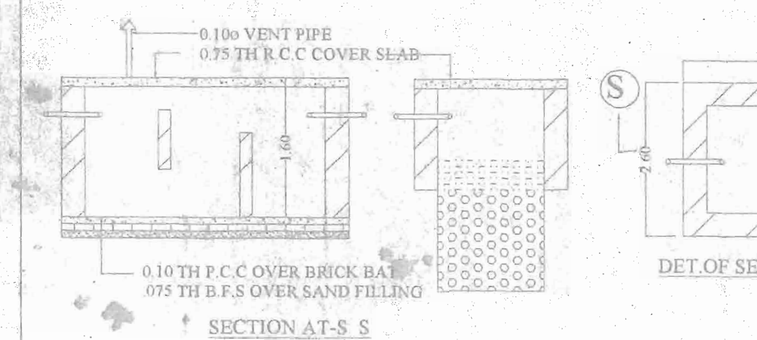

SECTION AT-S S

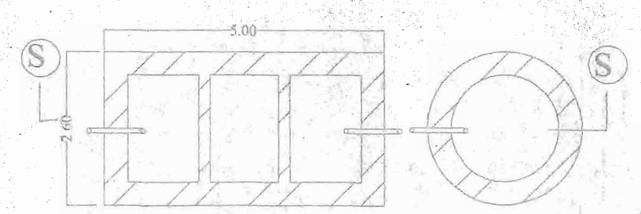

DET.OF SEPTIC TANK & SOAKPIT

The Owner/Builder shall in no case deviate from sanctioned plan for the construction. If any deviation is found during the construction or at any time, the entire structure will be treated as unauthorized and the owner/builder will be liable for legal action. The owner will keep a copy of sanctioned plan at the site during construction



DET.OF RECHARGEBLE BORE WELL

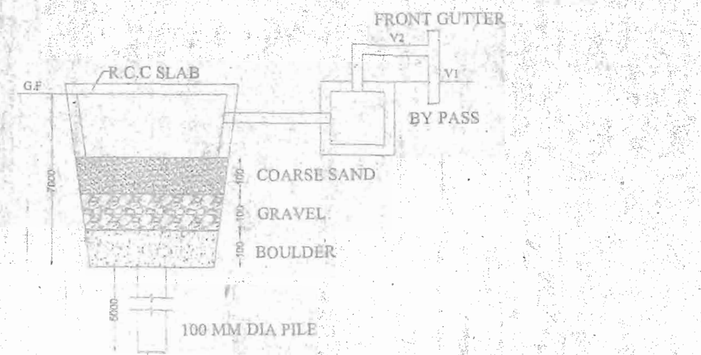

SECTION AT-A A

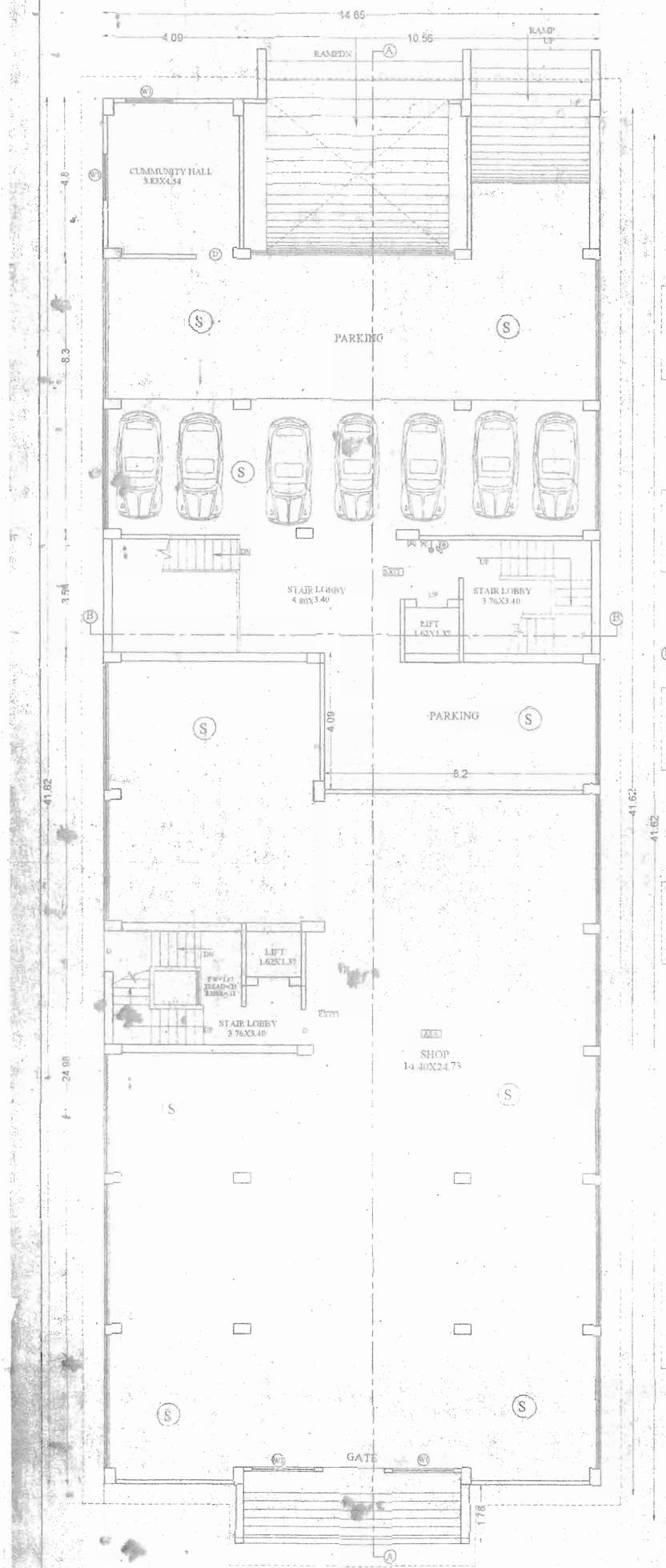

GROUD FLOOR PLAN

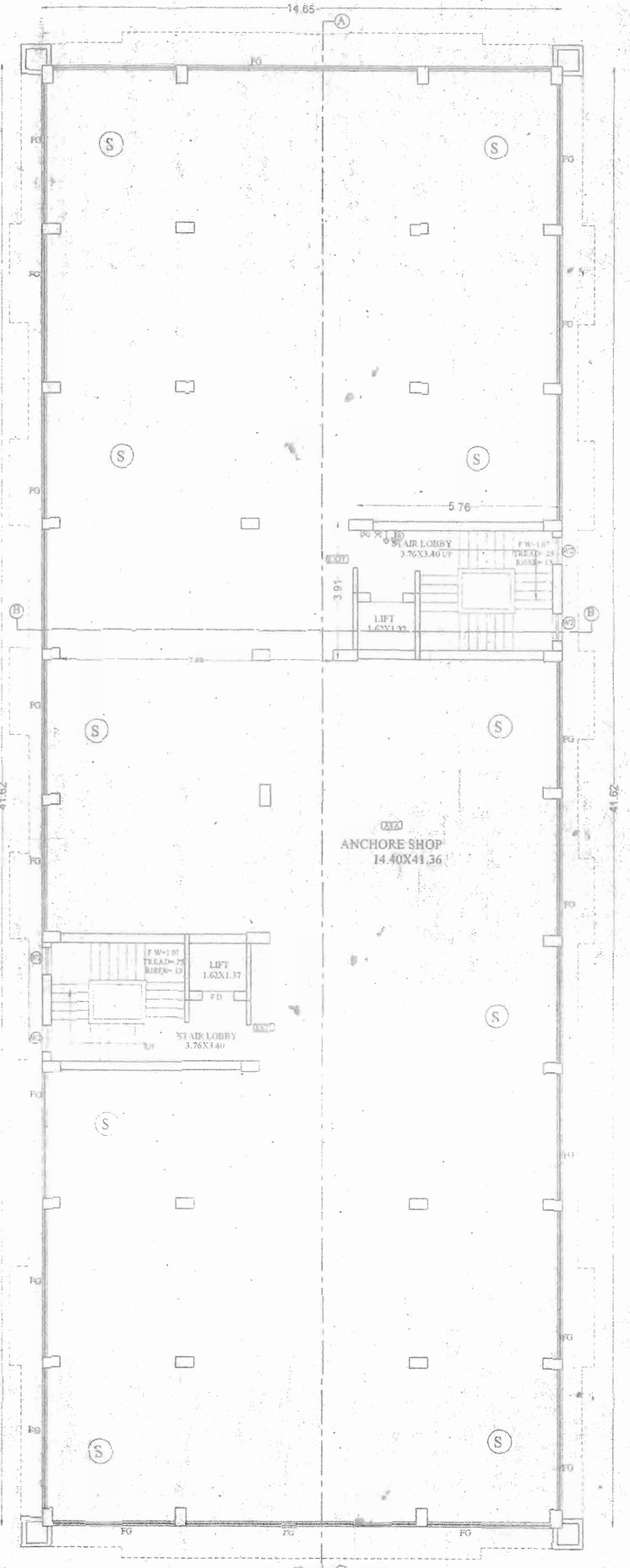

FIRST FLOOR PLAN

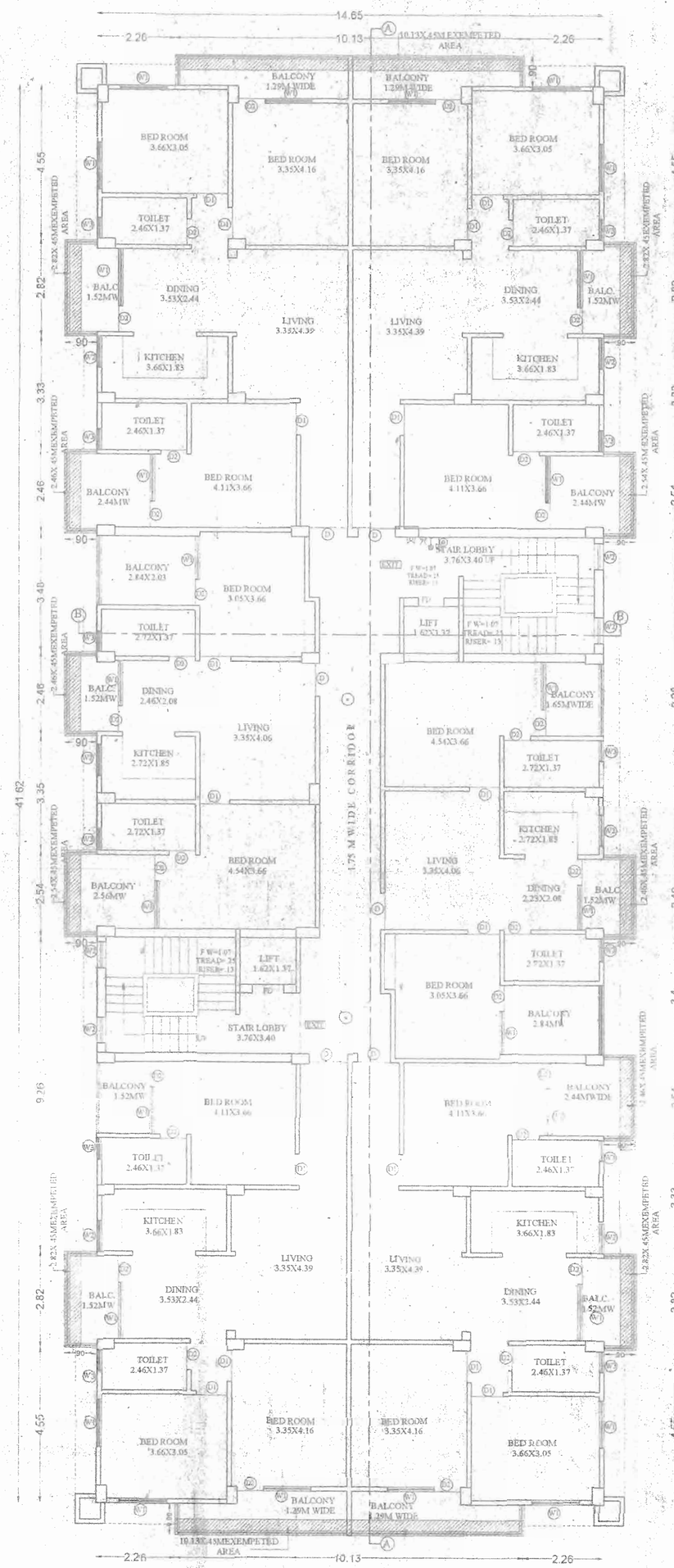

SECOND,THIRD,FOURTH AND FIFTH FLOOR PLAN

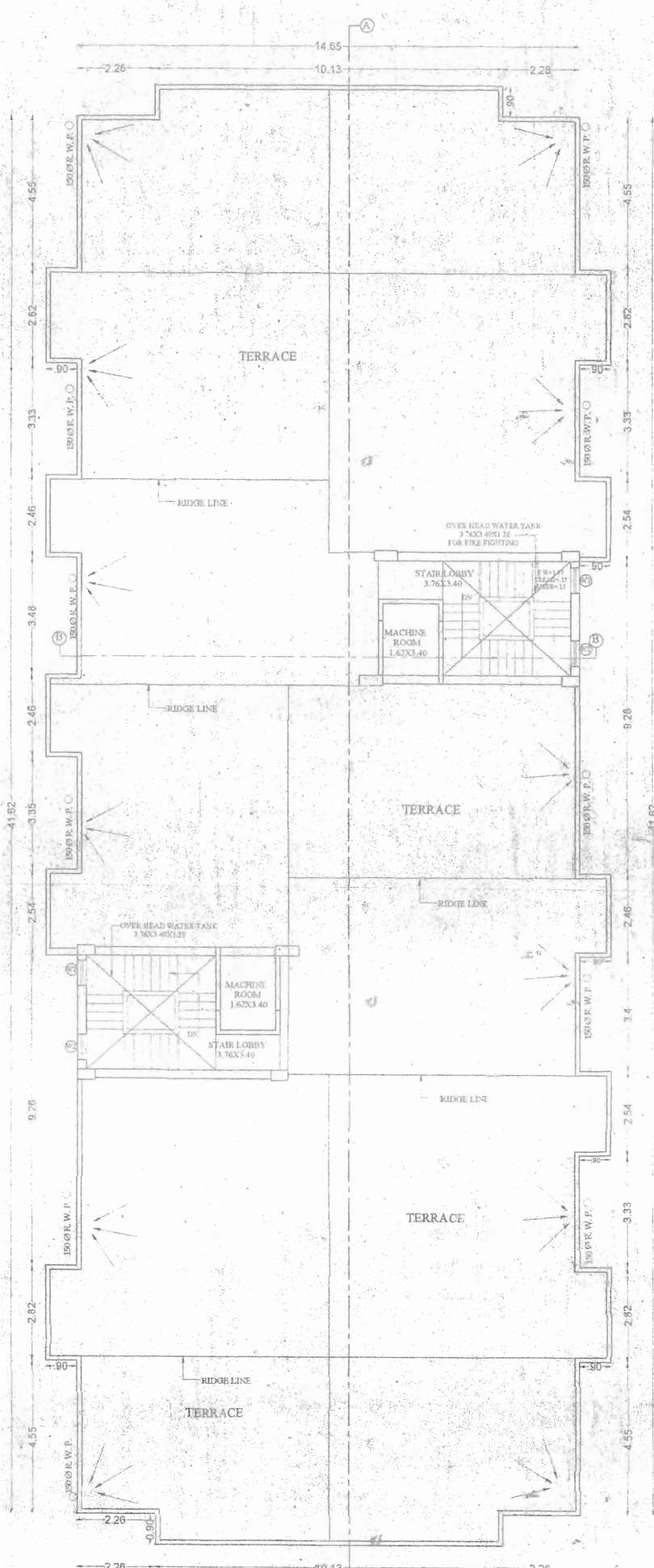

TERRACE FLOOR PLAN

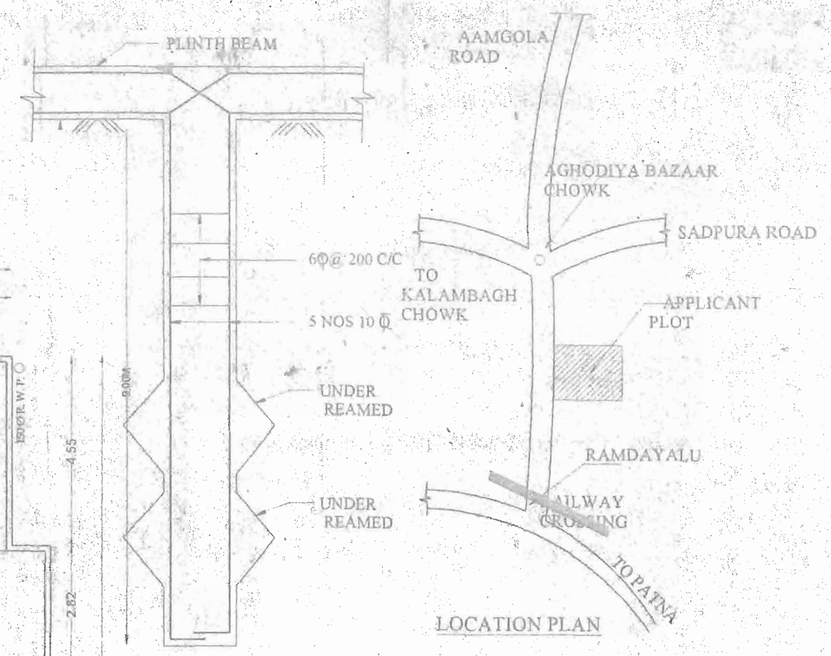

LOCATION PLAN

DET OF PILE FOUNDATION

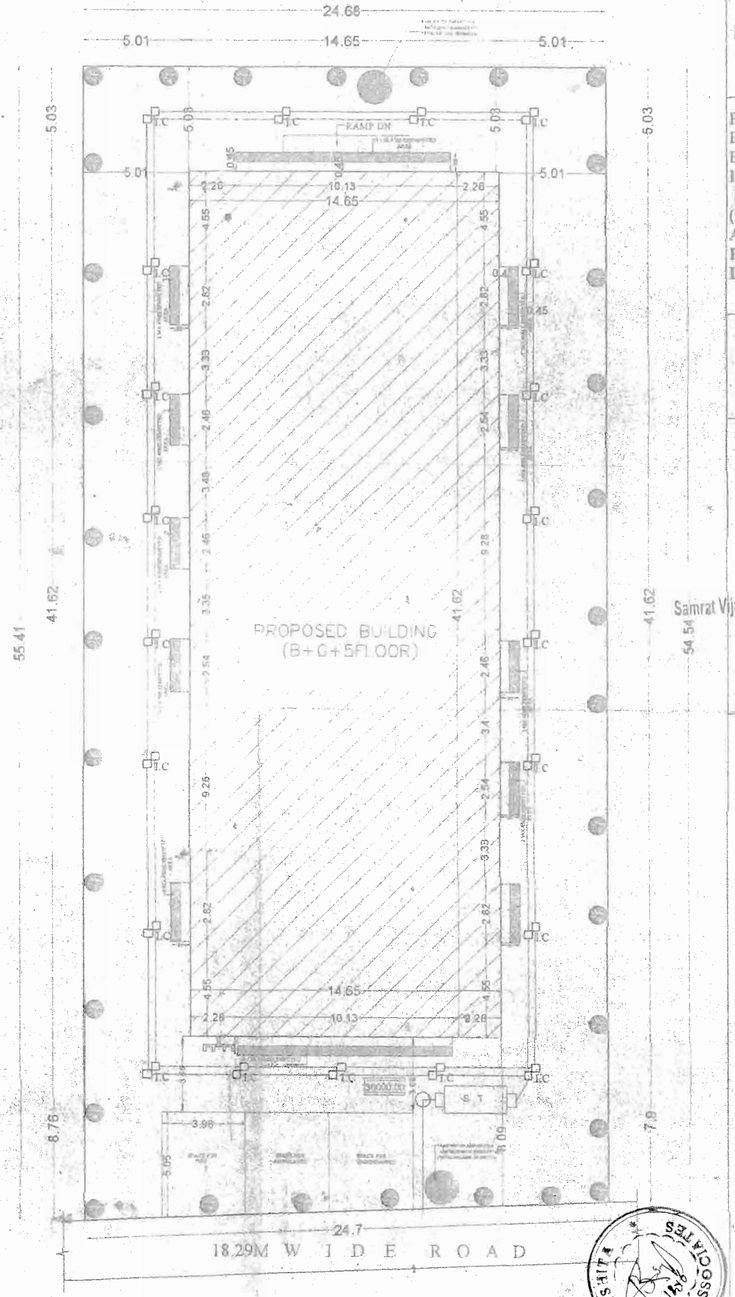

SITE PLAN

Certify that the plan has been Prepared as per Building Byelaws 2014 Srucure Design is earth quake resistant

PARKING CALCULATION

TOTAL BUILT UP AREA(COMMERCIAL) 931.450SQM
PARKING AREA REQUIRED 30%OF BUILT UP AREA
279.435SQM
TOTAL BUILT UP AREA(RESIDENTIAL)2439.894SQM
PARKING AREA REQUIRED 25% OF BUILT UP AREA
609.95SQM
TOTAL PARKING AREA REQUIRED 270.435+ 609.95=889.385SQMT
KEEP PARKING FOR AMBULANCE 4.75X2=9.50SQM
PROVIDE PARKING IN BASEMENT 602.04SQMT
PROVIDE PARKING AREA AT GROUND FLOOR =246.195SQM
PROVIDE PARKING IN OPEN SPACE (OPEN) = 82.845SQM
TOTAL PROVIDED PARKING= 602.04+246.19+82.84=931.85SQM

WATER TANK CALCULATION

TOTAL BUILT UP AREA(COMMERCIAL) =931.450 SQM
1PERSON/100SQM=931.450X1/100= 65.20 PERSON
SAY=66PERSON
RESIDENTIAL
TOTAL NO OF FLATS =24 NOS
TOTAL NO OF PERSONS=24X5=120 PERSONS
TOTAL NO OF PERSON(COM) +RES.)=66+120=186PERSON
ONE PERSON REQU. WATER=135 LTR./DAY
TOTAL REQU. WATER =186 X 135 =25110.00 LTR/DAY
ADD 20% EXTRA =25110.00+5022.00=30132.0 LTR.
TOTAL REQU. VOLUME OF WATER TANK =30.132 CUM
WATER TANK SIZE =5.40(L)X5.0(L)X 20= 35 F.B
=30.83 CUM.

SEPTIC TANK CALCULATION

TOTAL BUILT UP AREA(COMMERCIAL) =931.450SQM
1PERSON/100SQM 931.450X1/100=65.20
SAY 66 PERSONS
TOTAL NO OF FLAT (RESIDENTIAL) 24NOS
5PERSON FLAT=24X5=120PERSON
TOTAL PERSON(COMMERCIAL+ RESIDENTIAL)
66+120=186PERSON
1PERSON REQU=0.085CUM/DAY
TOTAL REQU AREA =0.085X186=15.81CUM/DAY
ADD 20%EXTRA =3.162=15.81+3.162=19.0CUM/DAY
SEPTIC TANK SIZE=5.00X2.60X1.50= 19.65CUM

LAND OWNER
SMT. JANKI SINHA
W/o. LATE-SHIV KUMAR SINGH

AREA STATEMENT

TOTAL PLOT AREA AS DEED = 1337.820SQ
TOTAL PLOT AREA AS SITE = 1337.31SQ

FLOOR	TOTAL BUILT UP AREA	EXEMPTED AREA	FOR FAR AREA
BASEMENT FLOOR	609.291SQM	609.8125QM	1.419 SQ
GROUND FLOOR	788.577SQM	246.696SQM	542.881SQ
FIRST FLOOR	679.29 SQM	NIL	679.29SQ
SECOND FLOOR	633.125SQM	21.174SQM	609.951SQ
THIRD FLOOR	633.125SQM	21.174SQM	609.951SQ
FOURTH FLOOR	633.125SQM	21.174SQM	609.951SQ
FIFTH FLOOR	633.125SQM	21.174SQM	609.951SQ
TOTAL	4331.21SQM	609.8125QM	3396.731

FAR=3396.731/1337.33=2.54 2.50

PROPOSED COMMERCIAL CUM RESIDENTIAL BUILDING"SHIVJANKI"TO BE DEVELOPED BY M/S SAMRAT VIJAY CONSTRUCTION PVT LTD AT- PLOT NO.-479(OLD) 806(NEW),THA" NO.-343, KHATA NO.-34&162,WARDNO.-11 (OLD),30(NEW) CIRCLE NO.-34,SITUATED AT-MAUZA-GANIPUR RAMDAYALU NAGAR P.S.-MAHAMADPUR KAZI,MUZAFFARPUR DIST.-MUZAFFARPUR,BIHAR

NORTH | 1:100 1:200 | DRG NO 01

Er. NILMAN SHRIVASTA
Lic. No.-6/14/BRDA
SIGN OF ENGINEER

Samrat Vijay Construction Pvt. Ltd.
Director
SIG. OF OWNER

SIG OF ARCHITECT
Shyam Prasad
Empanelment No.....

मुजफ्फरपुर नगर निगम, मुजफ्फरपुर
मुजफ्फरपुर क्षेत्रीय विकास प्राधिकार (नगर)
अभिलेख सं० 30-03/207
दिनांक 24/11/2017

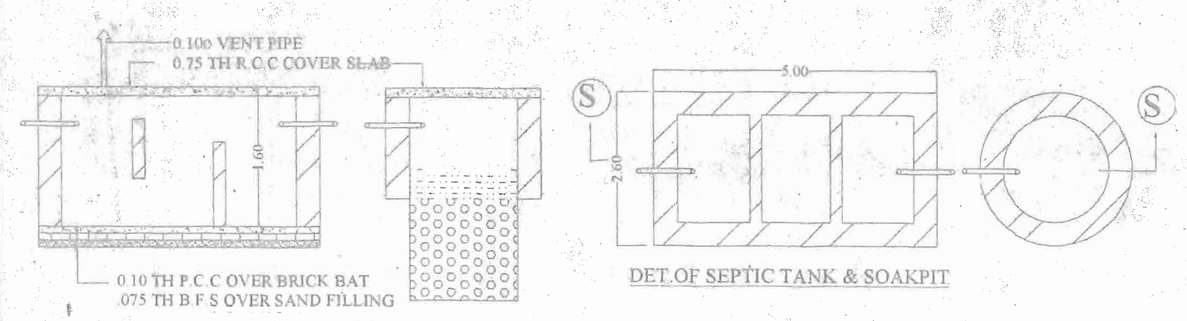

SECTION AT-S S

DET.OF SEPTIC TANK & SOAKPIT

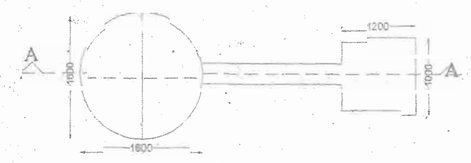

DET.OF RECHARGEBLE BORE WELL

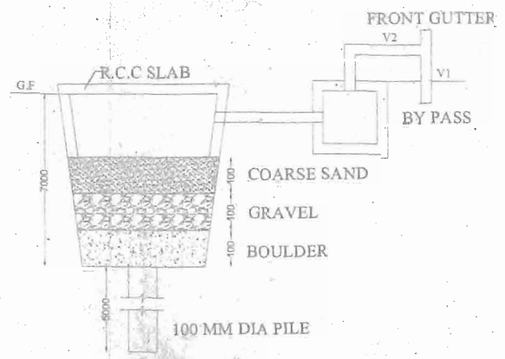

SECTION AT-A A

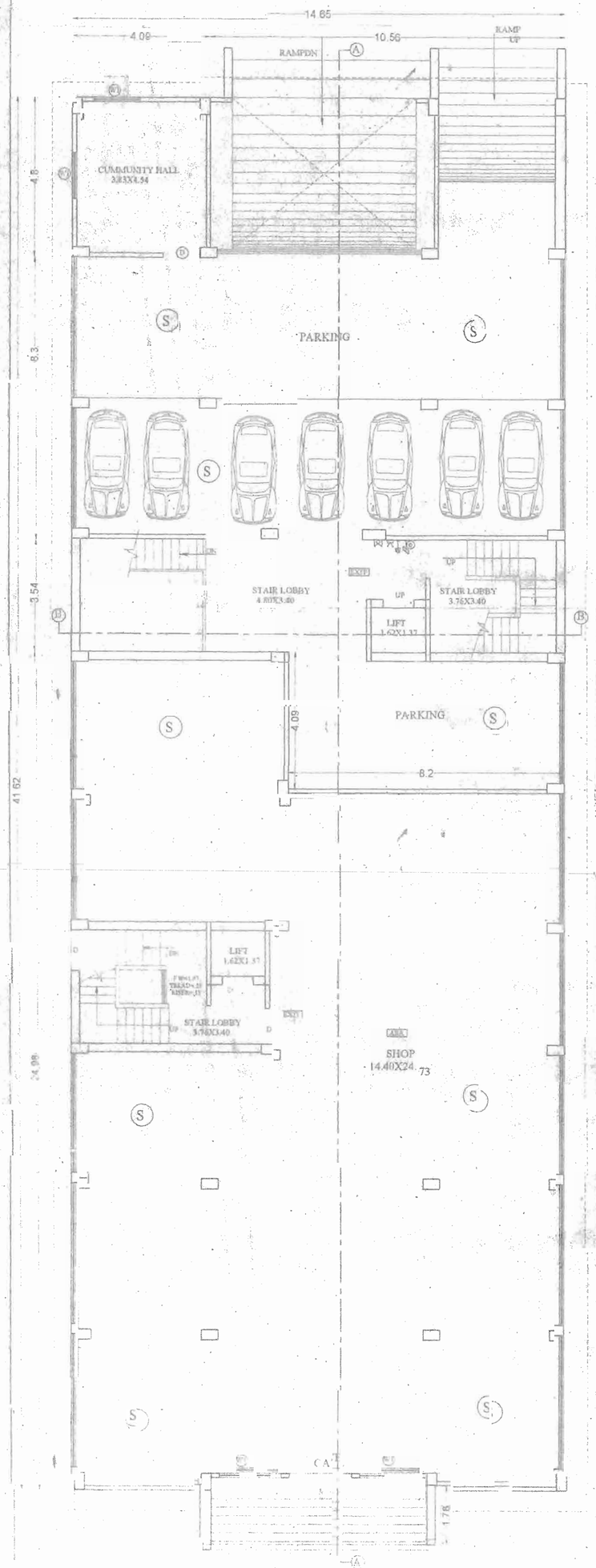

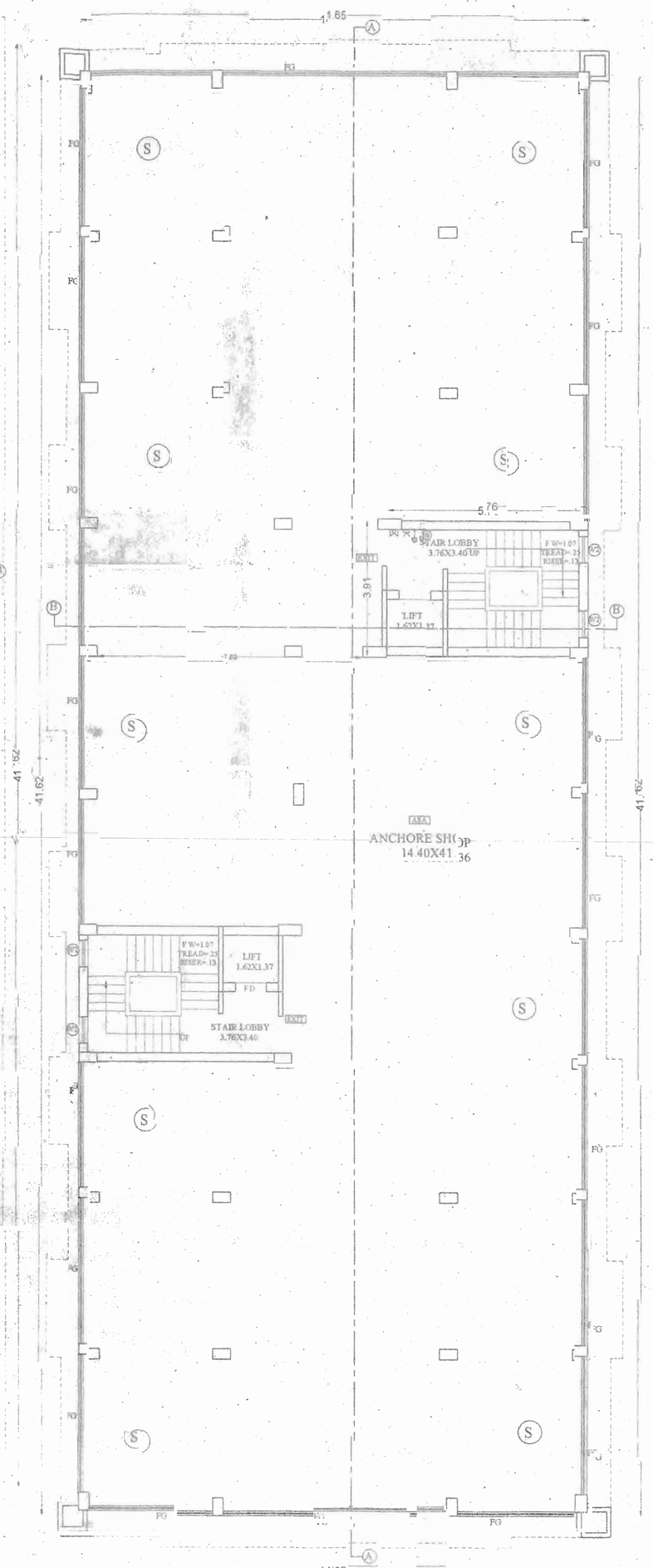

FIRST FLOOR PLAN

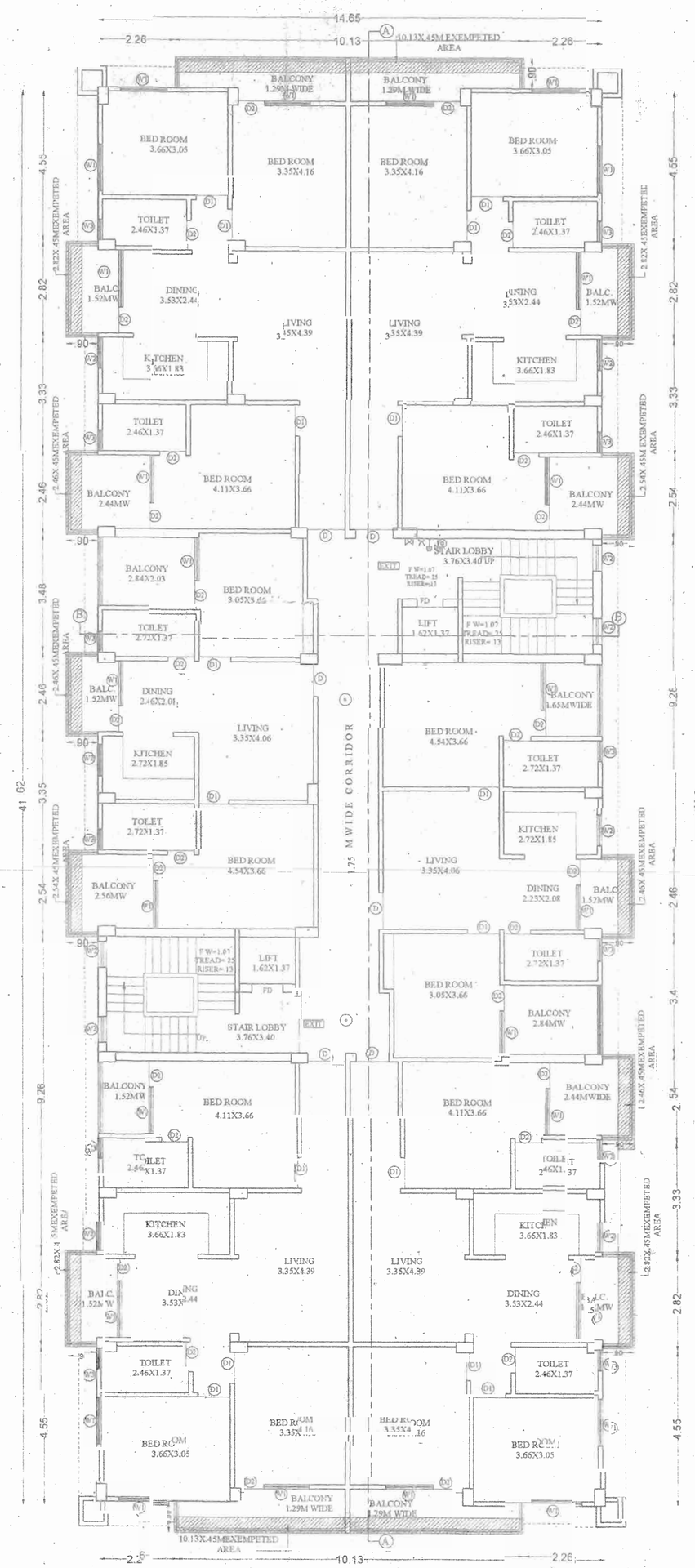

SECOND,THIRD,FOURTH AND FIFTH FLOOR PLAN

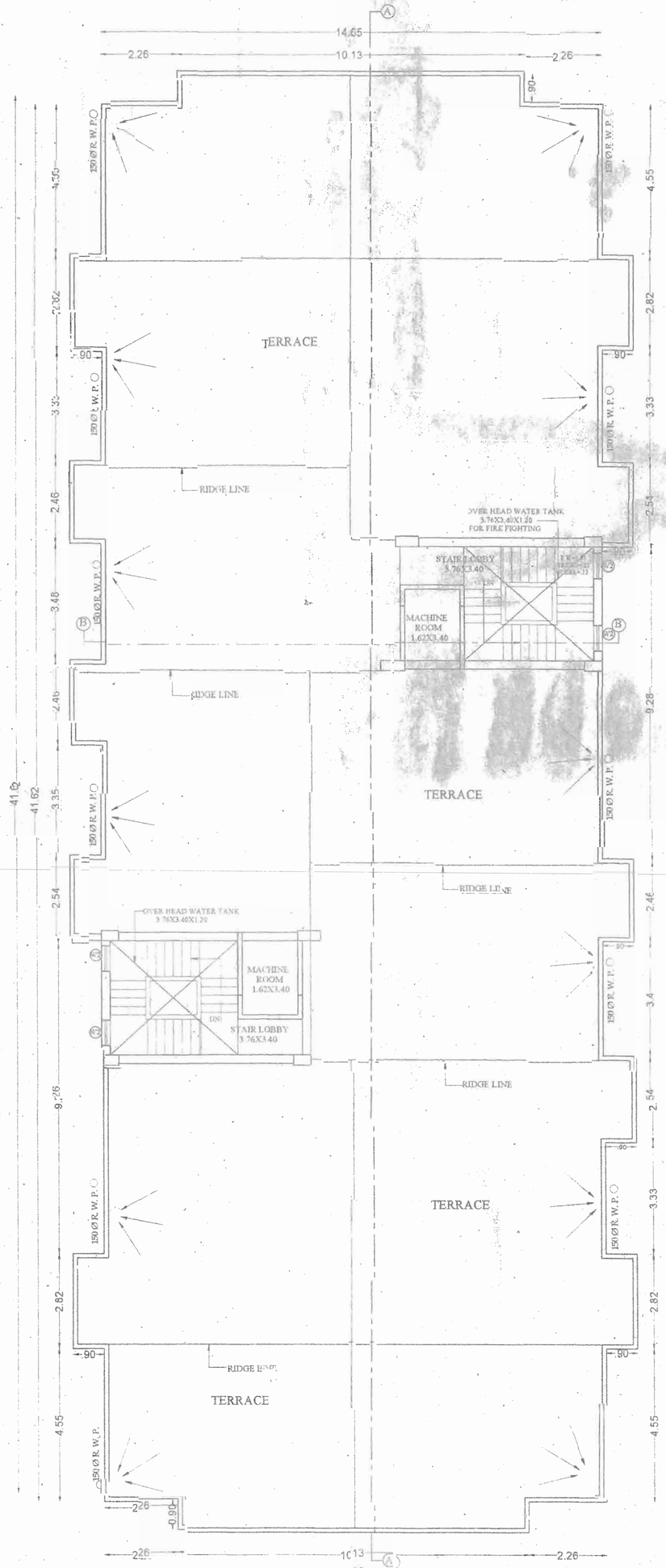

TERRACE FLOOR PLAN

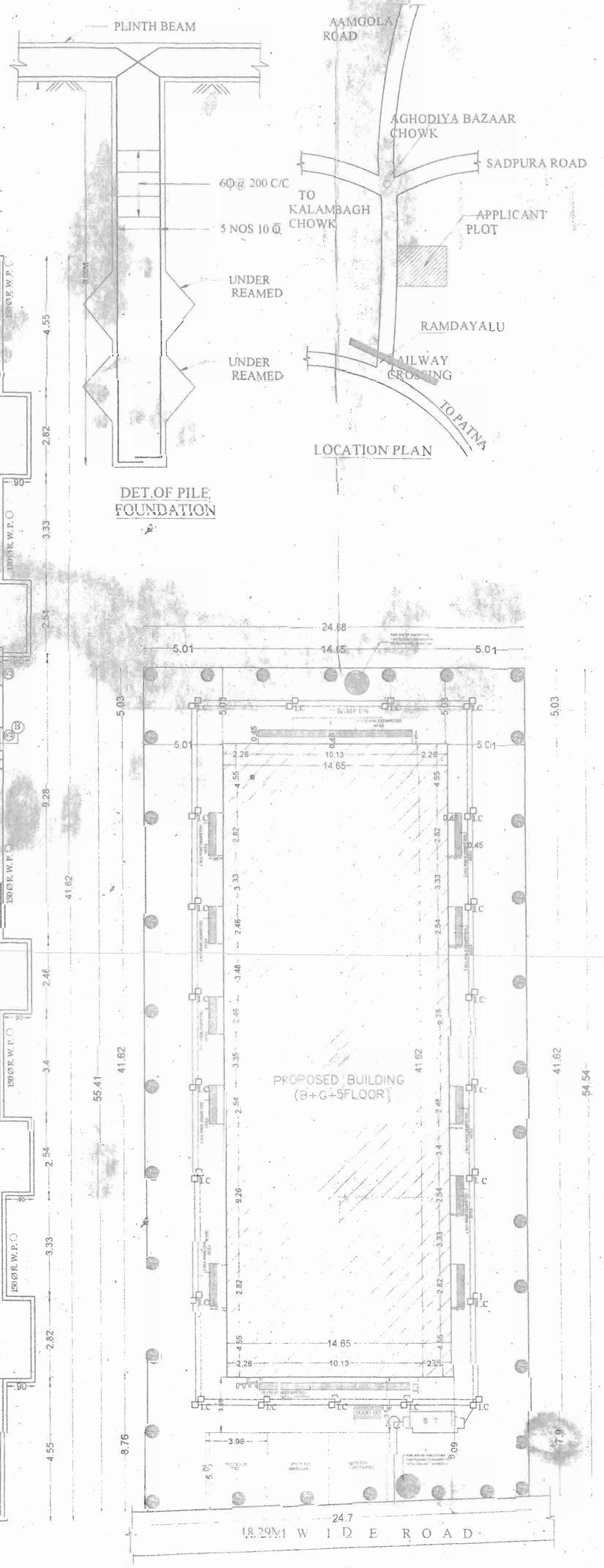

SITE PLAN

PARKING CALCULATION

TOTAL BUILT UP AREA(COMMERCIAL) 931.450SQM
PARKING AREA REQUIRED 30%OF BUILT UP AREA
279.435SQM
TOTAL BUILT UP AREA(RESIDENTIAL)2439.8048SQM
PARKING AREA REQUIRED 25% OF BUILT UP AREA
609.951SQM

TOTAL PARKING AREA REQUIRED 279.435+609.951+889.386SQM=
REQUIPARKING FOR AMBULANCE &PIKE=40.869SQM
PROVIDE PARKING IN BASEMENT 602.668SQMT
PROVIDE PARKING AREA AT GROUND FLOOR =246.105QM
PROVIDE PARKING IN OPEN SPACE (OPEN) 82.845QM
TOTAL PROVIDE PARKING = 602.66+246.10+82.84=931.65QM

WATER TANK CALCULATION

TOTAL BUILT UP AREA(COMMERCIAL) =931.450 SQM
7PERSON/100SQM=931.450X7/100= 65.20 PERSON
SAY=66PERSON

RESIDENTIAL
TOTAL NO. OF FLATS =24 NOS
TOTAL NO OF PERSONS=24X5=120 PERSONS
TOTAL NO OF PERSONS(COMM.+RES.)=66+120=186PERSON
ONE PERSON REQU. WATER = 135 LTR. DAY
TOTAL REQU. WATER = 186 X 135 =25110.00 LTR. DAY
ADD 20% EXTRA =25110.00+5022.00=30132.0 LTR
TOTAL REQU. VOLUME OF WATER TANK = 30.132 CUM
WATER TANK SIZE =3.40X3.76X1.20= 15 F B
=30.83 CUM

SEPTIC TANK CALCULATION

TOTAL BUILT UP AREA(COMMERCIAL) =931.450SQM
7PERSON/100SQM, 931.450X7/100=65.20
SAY 66 PERSONS
TOTAL NO OF FLAT (RESIDENTIAL)24NOS
6PERSON /FLAT=24X5=120PERSON
TOTAL PERSON(COMMERCIAL+RESIDENTIAL)
66+120=186PERSON

1PERSON REQU=0.085CUM/DAY
TOTAL REQU.AREA =0.085X186=15.81CUM DAY
ADD 20%EXTRA -3.162=15.81=18.972CUM DAY
SEPTIC TANK SIZE- 5.00X2.60X1.50= 15
19.65CUM

AREA STATEMENT

TOTAL PLOT AREA AS DEED	1357.65SQM
TOTAL PLOT AREA AS SITE	1357.33SQM

FLOOR	TOTAL B/U AREA	EXEMPTED AREA	FOR FAR AREA
BASEMENT FLOOR	699.2918SQM	604.8728SQM	1439.9SQM
GROUND FLOOR	588.7778QM	246.0968SQM	342.681SQM
FIRST FLOOR	588.7778SQM	NIL	588.7778QM
SECOND FLOOR	631.1258QM	21.1738QM	609.951SQM
THIRD FLOOR	631.1258QM	21.1738QM	609.951SQM
FOURTH FLOOR	631.1258QM	21.1738QM	609.951SQM
FIFTH FLOOR	631.1258QM	21.1738QM	609.951SQM
TOTAL	4065.2588QM	689.3485QM	3375.701SQ

F A R =3375.701/1357.33=2.49

PROPOSED COMMERCIAL CUM RESIDENTIAL BUILDING"SHIVJANKI"TO BE DEVELIPED BY M/S SAMRAT VIJAY CONSTRUCTION PVT LTD AT- PLOT NO.-479(OLD) 806(NEW),THANA NO.-343, KHATA NO.-344&162,WARDNO.-11 (OLD),30(NEW) CIRCLE NO.-3A,SITUATED AT-MAUZA-GANIPUR RAMDAYALU NAGAR P.S.-MAHAMADPUR KAZI,MUZAFFARPUR DIST.-MUZAFFARPUR,BIHAR

NORTH	SCALE	DRG. NO.
	1:100 1:200	

SIGN OF ENGINEER

SIG. OF OWNER | SIG OF ARCHITECT

राज्य अग्निशमन पदाधिकारी, पश्चिम क्षेत्र, निदेशक,
विहार राज्य अग्निशमन सेवा,
बिहार, पटना

SPECIFICATION

1. RCC UNDER REMOVABLE PANELS as per design.
DETAIL GIVEN IN DRAWING
2. 1ST CLASS BRICK WORK IN CEMENT MORTER (1:6)
IN SUPER STRUCTURE.
3. HEIGHT OF PLINTH FLOOR AREA SHOWN IN SECTION.
4. 30MM 12 S. H LOOKING OVER 75MM DEEP REMMED ECHO.
OVER BRICK FLAT SOLING, OVER LOCAL SAND FILLING.
5. SAND FILLING 6" P.C.
6. 110MM THICK RCC CONCRETE OVER 100MM THICK R.C.C. SLAB
7. 15MM THICK C.C. BAND AT DOOR & WINDOW OPENINGS
8. 12MM CEMENT PLASTER ON BOTH SIDES OF WALL
9. WHITE & COLOUR WASH AS PER CHOICE.

SCHEDULE OF DOORS & WINDOWS

SL NO	TYPE	WIDTH	SILL	HEIGHT	REMARKS
1.	D	1.06	0.00	2.13	FLUSH DOOR
2.	D1	0.91	0.00	2.13	FLUSH DOOR
3.	D2	0.76	0.00	2.13	FLUSH DOOR
4.	W	1.83	0.76	1.83	FULLY GLAZED
5.	W1	1.37	0.76	1.83	FULLY GLAZED
6.	W2	1.21	0.76	1.53	FULLY GLAZED
7.	W3	0.91	1.21	1.22	FULLY GLAZED
8.	W4	0.61	1.53	0.91	LOWERS

FIRE LEGEND

1 HYDRANT LAYOUT VALVE WET — (W)
2. HOSS REEL
3. SEAMLESS CONNECTION FOR FIRE BRIGADE USE TO THE WET RISING SYSTEM
4. MANUAL CALL POINT
5 INDICATTER PANEL
6. AUDIABLE WARNING DEVICE — AA
7. FIRE EXISTINGUISHER
8 OVER HEAD WATER TANK OF 25000LTRSCAP UNIT 100 LMP/HR — 25000
9. UNDER GROUND WATER TANK WITH AUTOMATIC REFILLING ARRANGEMENT — 100000
10 F.R. DOOR — F.D.
11. MICROPHONE CONNECTION
12. LOUDSPEAKER OUT LET
13. LIGHTING POINT CONNECTED TO AN EMERGENCY SYSTEM
14. GROUND HYDRANT — (H)
15 ILLUMINATED EXIT DIRECTIONAL SIGN — EXIT
16. SPRIKALER — (S)

LAND OWNER
SMT. JANKI SINHA
W/O. LATE SHIV KUMAR SINGH

PROPOSED COMMERCIAL CUM RESIDENTIAL BUILDING "SHIVJANKI" TOBE DEVELOPED BY M/S SAMRAT VIJAY CONSTRUCTION PVT LTD AT- PLOT NO.-479(OLD) 806(NEW) KHATA NO.-343 KHATA NO.-34&162, WARD NO.-11 (OLD),30(NEW) CIRCLE NO.-34, SITUATED AT-MAUZA-GANIPUR RANDAYALU NAGAR P.S.-MAHAMADPUR KAZI, MUZAFFARPUR DIST.-MUZAFFARPUR, BIHAR

NORTH — SCALE 1:100 1:200 — DRG NO 02

SIGN OF ENGINEER

Samrat Vijay Construction Pvt. Ltd.
Director

SIG. OF OWNER

Shyam Prasad
SIG. OF ARCHITECT
Registerment No.

मुजफ्फरपुर नगर निगम क्षेत्र
अभिन्यास सं- 29-03/2017
वेब पर स्वीकृति सं- 3475, 316 एवं 317 के तहत गत स्वीकृत
स्वीकृति की तारीख

Certify that the plan has been Prepared as per Building Byelaws 2014
Structure Design is earthquake resistant

TOTAL BUILDING HT 20.96M
GR LVL
BALC
BED ROOM
LIVING
LOBBY
SHOP
PARKING
PASSAGE
FLOORING ASSERTION
SECTION AT A A
SECTION AT B B
LIFT WELL
O.H. WATER TANK
MACHINE ROOM
LIFT 1.62X1.37
EXIT
RAMP UP
RIGHT SIDE ELEVATION
FRONT ELEVATION
BASEMENT FLOOR PLAN
41.62
14.65
14.66

The Owner/Builder shall in no case deviate from the sanctioned plan for the construction. If any deviation is found during the construction or at any time, the entire structure will be treated as unauthorized and the owner/builder will be liable for legal action. The owner will keep a copy of sanctioned plan at the site during construction.

PARKING CALCULATION

TOTAL BUILT UP AREA(COMMERCIAL) =931.450SQM
PARKING AREA REQUIRED 1ECS@ BUILT UP AREA
250.445SQM
TOTAL BUILT UP AREARE SIDENTIAL)2439.894SQM
PARKING AREA REQUIRED 25% OF BUILT UP AREA
609.953SQM
TOTAL PARKING AREA REQUIRED 279.435+609.953=889.388SQMT
REQU.PARKING FOR AMBULANCE &FIRE =40.00SQM
PROVIDE PARKING IN BASEMENT 602.658SQMT
PROVIDE PARKING AREA AT GROUND FLOOR =246.10SQMT
PROVIDE PARKING IN OPEN SPACE (UPES) = 82.84SQMT
TOTAL PROVIDE PARKING = 602.66+246.10+82.84=931.68SQM

WATER TANK CALCULATION

TOTAL BUILT UP AREA(COMMERCIAL) =931.450 SQM
7PERSON/100SQM=931.450*7/100=65.20 PERSON
SAY =66PERSON

RESIDENTIAL
TOTAL NO OF FLATS =24 NOS
TOTAL NO OF PERSONS=24X5=120 PERSONS
TOTAL NO OF PERSONS(COMM+RES P=66+120=186PERSON
ONE PERSON REQUI. WATER = 115 LTR /DAY
TOTAL REQU. WATER = 186 X 135= 25110.00 LTR /DAY
ADD 20% EXTRA =25110.00+5022.00=30172.0 LTR
TOTAL REQU. VOLUME OF WATER TANK =30172 CUM
WATER TANK SIZE =L 40*W 7.6*H 20+ 15% B
=30.83 CUM

SEPTIC TANK CALCULATION

TOTAL BUILT UP AREA(COMMERCIAL) =931.450SQM.
7PERSON/100SQM 931.450X7/100=65.20
SAY 66 PERSONS
TOTAL NO OF FLAT (RESIDENTIAL)24NOS
3PERSON /FLAT=24X5=120PERSON
TOTAL PERSON(COMMERCIAL+RESIDENTIAL)
=66+120=186PERSON
1PERSON REQU=0.085CUM/DAY
TOTAL REQU AREA =0.085X186=15.81CUM/DAY
ADD 20%EXTRA =3.162+15.81=18.972CUM.DAY
SEPTIC TANK SIZE=5.00X2.80X1.50= 15
19.65CUM

LAND OWNER S/SMT JANKI SINHA
W/o- SHRI LATE SHIV KUMAR
SINGH

AREA STATEMENT

TOTAL PLOT AREA AS DEED	=1357.620SQ
TOTAL PLOT AREA AS SITE	=1357.33SQ

FLOOR	TOTAL B/U AREA	EXEMPTED AREA	FOR FAR AREA
BASEMENT FLOOR	609.291SQM	604.852SQM	4.439.SQ
GROUND FLOOR	591.777SQM	246.096SQM	345.681SQ
FIRST FLOOR	663.321SQM	NIL	663.321SQ
SECOND FLOOR	631.124SQM	21.174SQM	609.951SQ
THIRD FLOOR	631.124SQM	21.174SQM	609.951SQ
FOURTH FLOOR	631.124SQM	21.174SQM	609.951SQ
FIFTH FLOOR	631.124SQM	21.174SQM	609.951SQ
TOTAL	4334.06SQM	989.548SQM	3344.511SQ

3396.735
F A R =2275.791/1357.33=2.49 2.50
3396.735

PROPOSED COMMERCIAL CUM RESIDENTIAL BUILDING"SHIVJANKI"TO BE DEVELOPED BY M/S SAMRAT VIJAY CONSTRUCTION PVT LTD AT- PLOT NO.-479(OLD) 806(NEW),THANA NO.-343, KHATA NO.-34&162,WARDNO.-11 (OLD)-30(NEW) CIRCLE NO.-3A,SITUATED AT-MAUZA-6,GANIPUR RAMDAYALU NAGAR P.S.-MAHAMADPUR KAZI,MUZAFFARPUR DIST.-MUZAFFARPUR,BIHAR

NORTH | SCALE 1:200 | DRG NO 01

Er. NILMANI SHRIVASTAVA
Lic. No.- CE-1246/(D)
SIGN. OF ENGINEER
Mahamadpur Kazi, Muzaffarpur

Samrat Vijay Construction Pvt. Ltd.
Director
SIG. OF OWNER

Shyam Prasad
SIG. OF ARCHITECT

Certify that the plan has been
Perpared as per Building Byeaws 2014
Structure Design is earth quake resistant

LOCATION PLAN

AAMGOLA ROAD | AGHODIYA BAZAAR CHOWK | SADPURA ROAD | APPLICANT PLOT | RAMDAYALU RAILWAY CROSSING | TO PATNA | TO KALAMBAGH CHOWK

DET.OF PILE FOUNDATION

PLINTH BEAM | 6Φ@ 200 C/C | 5 NOS 10 Φ | UNDER REAMED | UNDER REAMED

SITE PLAN

PROPOSED BUILDING (B+G+5FLOOR)

SECOND,THIRD,FOURTH AND FIFTH FLOOR PLAN

TERRACE FLOOR PLAN

SECTION AT-A A

FRONT GUTTER | BY PASS | R.C.C SLAB | COARSE SAND | GRAVEL | BOULDER | 100 MM DIA PILE

DET.OF RECHARGEBLE BORE WELL

DET.OF SEPTIC TANK & SOAKPIT

SECTION AT-S S

0.10Φ VENT PIPE
0.75 TH R.C.C COVER SLAB
0.10 TH P.C.C OVER BRICK BAT
075 TH B.F S OVER SAND FILLING

FIRST FLOOR PLAN

GROUD FLOOR PLAN

The Owner/Builder shall in no case deviate from the sanctioned plan for the construction. If any deviation is found during the construction or at any time, the entire structure will be treated as unauthorized and the owner/builder will be liable for legal action. The owner has to keep a copy of sanctioned plan at the site during construction.

SPECIFICATION

1. R.C.C. FOOTING AS PER FOUNDATION PLAN AS PER LEAD GIVEN IN THE DRAWING
2. 9" CLASS BRICK WORK IN CEMENT MORTAR (1:6)
3. HEIGHT OF FLOOR CHAMBER AS SHOWN IN SECTION
4. 1:3 CEMENT PLASTER COVERED WITH WATER PROOFING COMPOUND
5. R.C.C. SLAB OF 5" THICK OVER RAMP AS PER LOCAL NEED
6. 10 MM THK. RCC WITH CONCRETE OVER R.C.C. SLAB
7. 1 NUMBER CHANDAT DOOR & WINDOW OPENING
8. 1:3 CEMENT PLASTER COVERED WITH WATER PROOFING COMPOUND OF WALL
9. PLINTH & COLOUR WASH AS PER CHOICE

SCHEDULE OF DOORS & WINDOWS

SL NO	TYPE	WIDTH	SIZE HEIGHT		
1.	D	1.06	0.10	2.13	FLUSH DOOR
2.	D1	0.91	0.10	2.13	FLUSH DOOR
3.	D2	0.76	0.10	2.13	FLUSH DOOR
4.	W	1.83	0.76	1.83	FULLY GLAZED
5.	W1	1.37	0.76	1.83	FULLY GLAZED
6.	W2	1.22	0.76	1.52	FULLY GLAZED
7.	W3	0.91	0.23	1.22	FULLY GLAZED
8.	W4	0.61	0.53	0.91	LOUVERS

FIRE LEGEND

1. RISER MAIN WITH VALVE AND HOSE VALVE
2. 4.5 KG DCP FIRE EXTINGUISHER
3. 9 KG DCP FIRE EXTINGUISHER
4. SMOKE DETECTOR
5. MANUAL CALL POINT
6. INDICATOR PANEL
7. AUDIBLE WARNING DEVICE
8. FIRE HYDRANT
9. OVER HEAD WATER TANK OF 25000 LTRS CAPACITY (100.0 M HT.)
10. UNDER GROUND WATER TANK WITH AUTOMATIC FILLING ARRANGEMENT
11. FIRE DOOR
12. MS BOTTOM CONNECTION
13. LOUDSPEAKER OUTLET
14. LIGHTING POINT CONNECTED TO EMERGENCY SYSTEM
15. GROUND HYDRANT
16. (1) UNDATED UNIDIRECTIONAL SIGN (2) EXIT
17. PUBLIC UTILITY

LAND OWNER
SMT. SANKT SINHA
W/O- LATESHTU KUMAR SINGH

PROPOSED COMMERCIAL CUM RESIDENTIAL BUILDING "SHIVANKO" TOBE DEVELOPED BY M/S SAMRAT VIJAY CONSTRUCTION PVT LTD AT- PLOT NO.-439(OLD) 80(NEW) KHATHANA NO.-343 KHATA NO.-24&162, WARD NO.-11 (OLD), 30(NEW) CIRCLE NO.-34 SITUATED AT-MAUZA-GANPUR RAMDAYALU NAGAR P.S.-MATHAMADPUR KAZI, MUZAFFARPUR DIST.-MUZAFFARPUR, BIHAR

NORTH | SCALE 1:100, 1:200 | DRG. NO. 02

Samrat Vijay Construction Pvt. Ltd.
Director

SIGNATURE OF OWNER

Shyam Prasad
SIGNATURE OF ARCHITECT

For Engagement No.

Certified that the plan has been passed as per Building Bye laws and Development Control Regulations and is suitable for Residential Purpose

The Owner/Builder shall not make any deviation from the sanctioned plan for the construction. If any deviation is found during the construction or at any time, the entire structure will be treated as unauthorized and the owner/builder will be liable for legal action. The owner will keep a copy of sanctioned plan at the site during construction

SECTION AT A A

SECTION AT- B B

RIGHT SIDE ELEVATION

FRONT ELEVATION

BASEMENT FLOOR PLAN

TOTAL BUILDING HT 20.96M

PARKING CALCULATION

TOTAL BUILT UP AREA(COMMERCIAL) =931.480SQM
PARKING AREA REQUIRED 30% OF BUILT UP AREA
279.435SQM
TOTAL BUILT UP AREA(RESIDENTIAL)=3396.734SQM
PARKING AREA REQUIRED 25% OF BUILT UP AREA
699.933SQM
TOTAL PARKING AREA REQUIRED 279.435+699.933=979.368SQM
PROVIDED PARKING AREA AT GROUND FLOOR =986.000SQM
PROVIDED PARKING AREA AT BASEMENT=603.696SQM
TOTAL PROVIDED PARKING = 603.696+986.000=1589.696SQM
TOTAL PARKING AREA PROVIDED 1589.696SQM

WATER TANK CALCULATION

TOTAL BUILT UP AREA(COMMERCIAL) =931.480 SQM
1PERSON 10LTR/DAY=931.480X7/100=65.20 PERSON
SAY 66 PERSONS
TOTAL NO OF FLAT (RESIDENTIAL)24NOS
1PERSON FLAT=24X5=120PERSON
TOTAL PERSON(COMMERCIAL+RESIDENTIAL)
66+120=186PERSON
1PERSON REQU=0.08SCUM/DAY
TOTAL REQUI AREA =0.085X186=15.81CUM/DAY
ADD 20% EXTRA =3.162=15.81+18.972CUM DAY
SEPTIC TANK SIZE=5.00X2.60X1.50= 15
19.65CUM

SEPTIC TANK CALCULATION

TOTAL BUILT UP AREA(COMMERCIAL) =931.480SQM
1PERSON 10LTR/DAY 931.480X7/100=65.20
SAY 66 PERSONS
TOTAL NO OF FLAT (RESIDENTIAL)24NOS
1PERSON FLAT=24X5=120PERSON
TOTAL PERSON(COMMERCIAL+RESIDENTIAL)
66+120=186PERSON
ONE PERSON REQU WATER= 135 LTR /DAY
TOTAL REQU. WATER = 186 X 135 =25110 =0.025CUM/DAY
ADD 20% EXTRA= 25110.00+5022.00=30132.0 LTR.
TOTAL REQU. VOLUME OF WATER TANK =30.132 =CUM
WATER TANK SIZE =5.00X2.60X1.50= 15 CUM
=19.5 CUM

LAND OWNER
SMT. TANKI SINHA
W/o- LATE SHIV KUMAR SINHA

AREA STATEMENT

TOTAL PLOT AREA AS DEED	=337.600SQ
TOTAL PLOT AREA AS SITE	=931.480SQM

FLOOR	TOTAL B/U AREA	EXEMPTED AREA	FOR PAY AREA
BASEMENT FLOOR.	669.297SQM	669.852SQM	439.920
GROUND FLOOR.	988.777SQM	266.085SQM	342.693SQM (FOR PAY)
FIRST FLOOR.	821.247SQM	NIL	821.247SQM
SECOND FLOOR.	631.125SQM	21.172SQM	609.953
THIRD FLOOR.	631.125SQM	21.172SQM	609.953
FOURTH FLOOR.	631.125SQM	21.172SQM	609.953
FIFTH FLOOR.	631.125SQM	21.172SQM	609.953
TOTAL	4335.129 SQM	699.548SQM	3396.734

3396.734
F.A.R = 4335.129/1337.33 = 3.24
3396.734

PROPOSED COMMERCIAL CUM RESIDENTIAL BUILDING "SHIVJANKI" TO BE DEVELOPED BY M/S SAMRAT VIJAY CONSTRUCTION PVT. LTD AT- PLOT NO.-479(OLD) 806(NEW) KHATA NO.-343, KHATA NO.-348/182, WARD NO.-11 (OLD),30(NEW) CIRCLE NO.-3A SITUATED AT-MAUZA-GANJPUR RAMDAYALU KAZI, P.S.-MAHAMADPUR KAZI, MUZAFFARPUR, DIST.-MUZAFFARPUR, BIHAR

SCALE
NORTH

Lic. NILMANI SHRIVASTAVA
Lic No.: 6/2010/MRDA (U)
Muzaffarpur Regional Development Authority

Samrat Vijay Construction Pvt. Ltd.
Director
SIG OF OWNER

Shyam Prasad
Signature

Empanelment No.....

मुजफ्फरपुर क्षेत्रीय विकास प्राधिकार (मुजफ्फरपुर)
मुजफ्फरपुर क्षेत्रीय विकास प्राधिकार (मुजफ्फरपुर)
अनु-क्षेत्र सं० 30-03/2017
बकाया सरकारी बकाएदार अधिनियम-2007 की धारा-7 के तहत वसूली के लिए प्रमाण पत्र सं०
वसूली हेतु राशि

ASSOCIATES

Certify that the plan has been
Perepared as per Building Byelaws 2014
... is earth quake resistant

APPLICANT PLOT
AAMGOLA ROAD
AGHODIYA BAZAAR CHOWK
SADPURA ROAD
TO KALAMBAGH CHOWK
RAMDAYALU
RAILWAY CROSSING
TO PATNA
UNDER REAMED
5 NOS 10 ϕ
60 @ 200 C/C
LOCATION PLAN

PLINTH BEAM
DET. OF PILE FOUNDATION

PROPOSED BUILDING (B+G+5FLOOR)
SITE PLAN

TERRACE
RIDGE LINE
OVER HEAD WATER TANK 3.76X3.40 FOR FIRE FIGHTING
STAIR LOBBY 3.76X3.40
MACHINE ROOM 1.66X3.40
TERRACE FLOOR PLAN

SECOND, THIRD, FOURTH AND FIFTH FLOOR PLAN

FIRST FLOOR PLAN
ANCHORE SHOP 14.40X41.36
STAIR LOBBY 3.76X3.40
LIFT 1.82X1.37

GROUD FLOOR PLAN
PARKING
RAMP
CARIBUATY HALL 5.85X4.44
SHOP 14.40X24.73
GATE

SECTION AT-A 'A
A.C.C SLAB
COARSE SAND
GRAVEL
BOULDER
100 MM DIA PILE
DET. OF RECHARGEBLE BORE WELL

SECTION AT-S S
0.100 VENT PIPE
0.75 TH R.C.C COVER SLAB
0.10 TH P.C.C OVER BRICK BAT
075 TH B.F.S OVER SAND FILLING
DET. OF SEPTIC TANK & SOAKPIT

The Owner/Builder shall in no case deviate from sanctioned plan for the construction. If any deviation is found during the construction or at any time, the entire structure will be treated as unauthorized and the owner/builder will be liable for legal action. The owner is to keep a copy of sanctioned plan at the site during construction

The Owner/Builder shall in no case deviate from sanctioned plan for the construction. If any deviation is found during the construction or at any time, the entire structure will be treated as unauthorized and the Owner/Builder will be liable for legal action. The Owner/Builder shall keep a copy of sanctioned plan at the site during construction

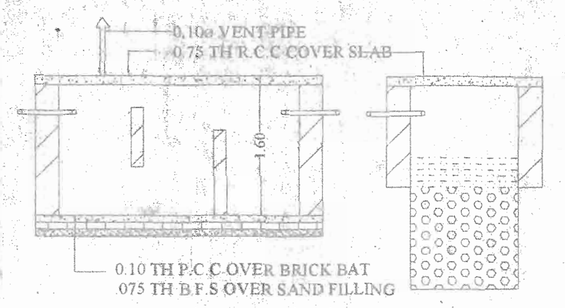

SECTION AT-S_S

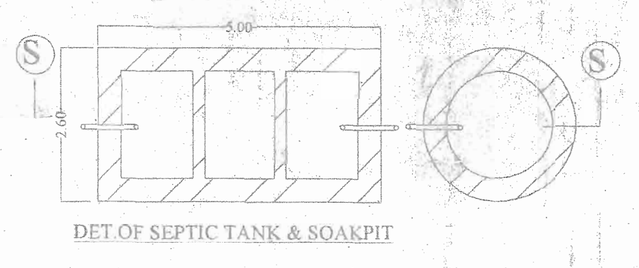

DET.OF SEPTIC TANK & SOAKPIT



DET.OF RECHARGEBLE BORE WELL

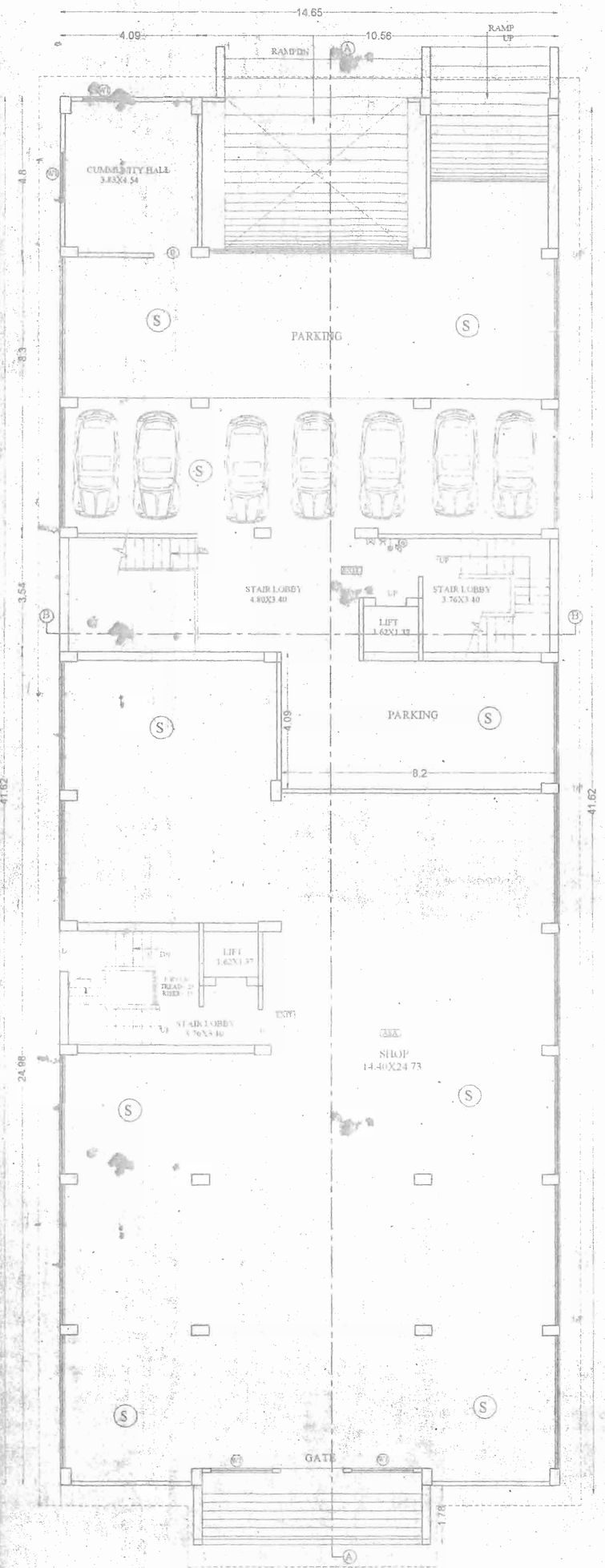

GROUD FLOOR PLAN

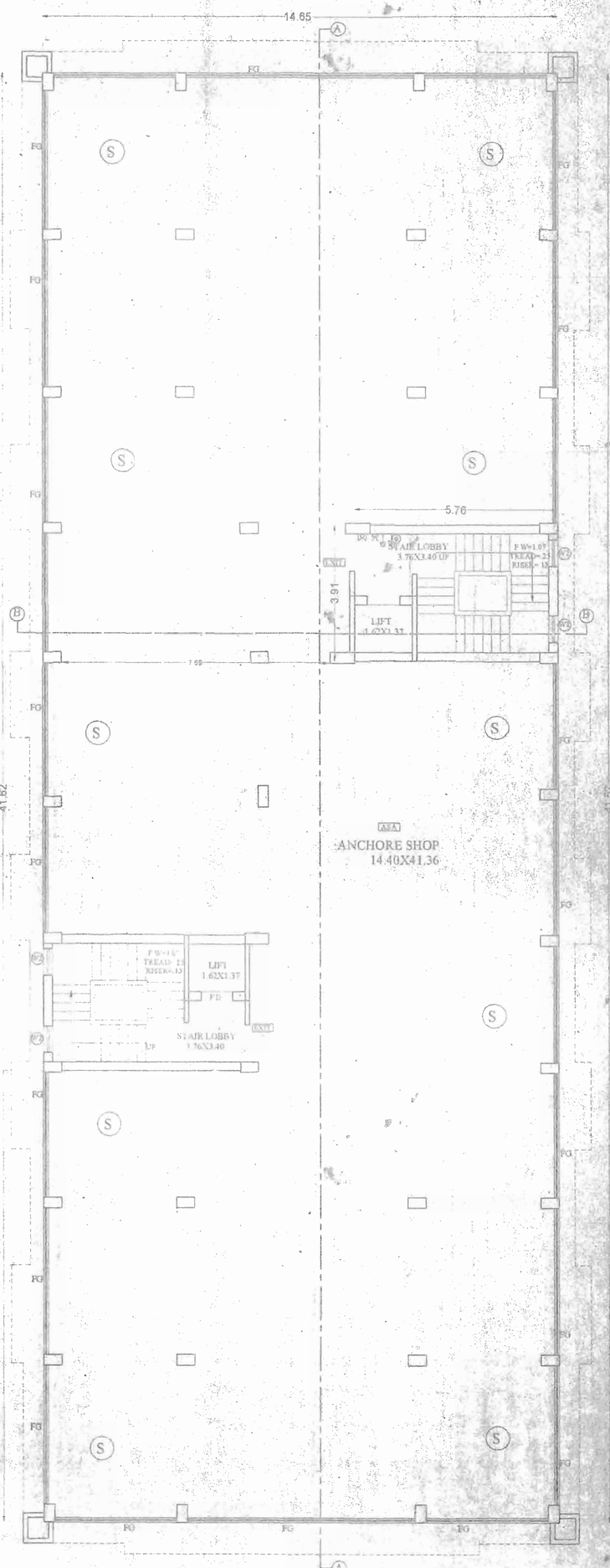

FIRST FLOOR PLAN



SECOND, THIRD, FOURTH AND FIFTH FLOOR PLAN



TERRACE FLOOR PLAN



SITE PLAN



Certify that the plan has been Prepared as per Building Bye-laws 2014 Signature of Architect/Engineer

LAND OWNER-
SMT. JANKI SINHA
W/O LATE SHIV KUMAR SINGH

AREA STATEMENT

SEPTIC TANK CALCULATION

PROPOSED COMMERCIAL CUM RESIDENTIAL BUILDING "SHIVANI NIVAS" TO BE DEVELOPED BY M/S SANJIKAT VIHAV CONSTRUCTION PVT. LTD AT- PLOT NO.-479(OLD) 586(NEW), THANA NO.-343, KHATA N.-134, 162 WARD NO.-11 (OLD) 30(NEW) CIRCLE NO.-34, SITUATED AT-MAUZA-GANJPUR RAMDAYALU NAGAR P.S.-MAHAMADPUR KAZI, MUZAFFARPUR DIST.-MUZAFFARPUR, BIHAR

NORTH | SCALE | DRG NO.

Sanjikat Vihav Construction Pvt. Ltd.
Director

SIG OF OWNER

Shyam Prasad

Encroachment No

मुजफ्फरपुर नगर निगम मुजफ्फरपुर
मुजफ्फरपुर क्षेत्रीय विकास प्राधिकार (विडीटी)
अभिन्यास सं० 30-03/2017
[illegible]
संलग्नक दी जाती है।