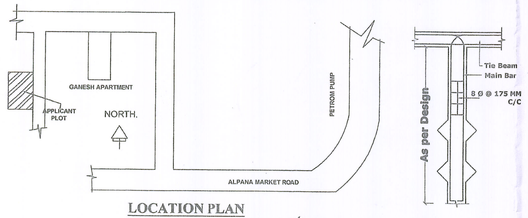

LOCATION PLAN

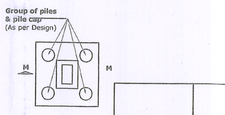

DETAILS OF PILE FOUNDATION

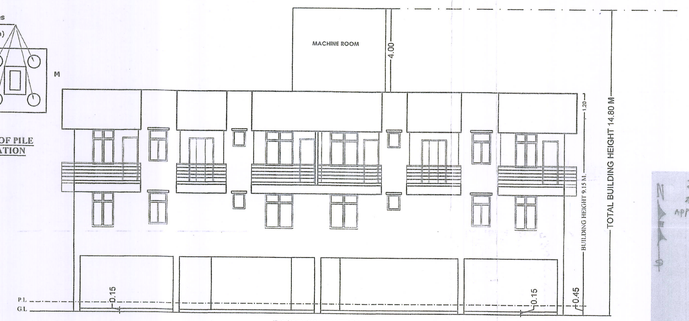

FRONT ELEVATION

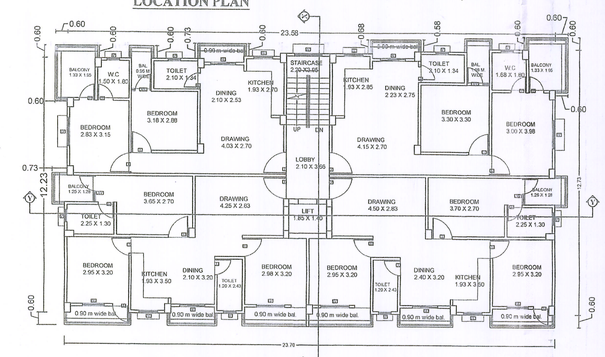

2ND FLOOR PLAN
SCALE 1:100

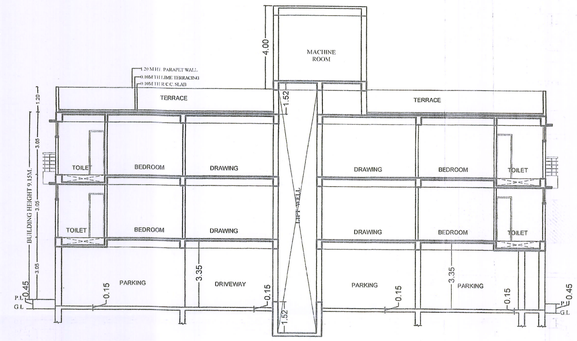

SECTION Y-Y

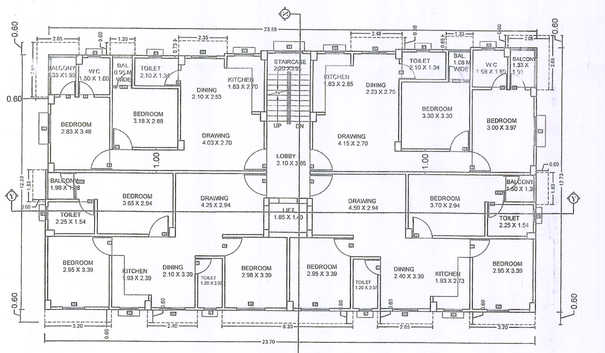

1ST FLOOR PLAN
SCALE 1:100

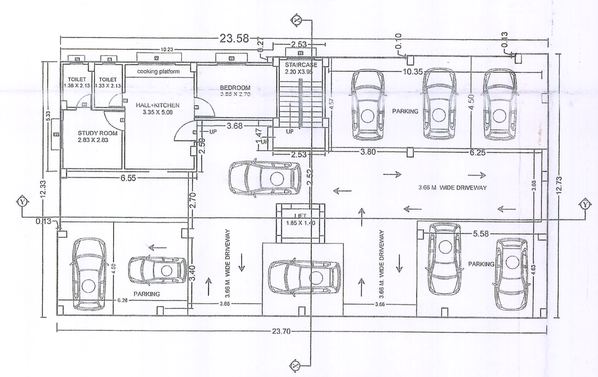

GROUND FLOOR PLAN
SCALE 1:100

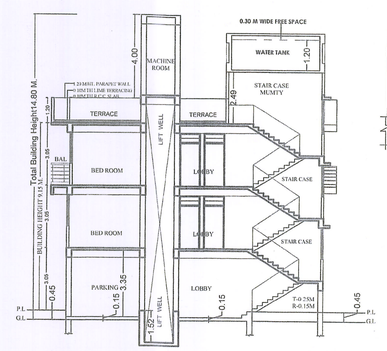

SECTION X-X

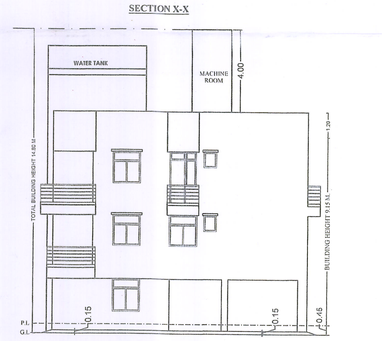

LEFT SIDE ELEVATION

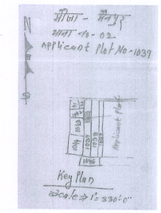

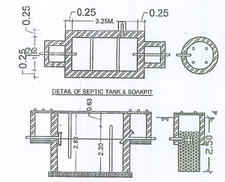

SPECIFICATION:-

1. **FOUNDATION** - R.C.C. UNDER REAMED PILE FOUNDATION 6.0 M DEEP WITH R.C.C. AS/ STRUCTURAL ENGINEER.
2. **SUPER STRUCTURE** - 1st CLASS BRICK WORK IN SUPER STRUCTURE WITH CEMENT MORTER 1:6.
3. **PLINTH** - HEIGHT P.L. AND G.L. AS SHOWN IN SECTION.
4. **FLOORING** - 0.025M TH. I.P.S. FLOORING OVER 0.125M TH. DRY RAMMED KHOA OVER 0.075 M TH. BRICK FLAT SOLING OVER SAND FILLING.
5. **ROOF** - 0.10M TH. AVERAGE LIME TERRACING OVER R.C.C. ROOF SLAB.
6. **DOORS** - CHOWKHATS OF DOORS TO BE SAL WOOD.
7. **WINDOWS** - ALL WINDOWS TO BE FULLY GLAZED IN STEEL.
8. **PLASTER** - 0.12M TH. CEMENT PLASTER ON BOTH SIDE OF BRICK WORK .
9. **COLOURING** - COLOUR OR WHITE WASH AS/CHOICE

WATER TANK CALCULATION:-

TOTAL NO. OF FLAT = 9 NOS.
EACH FLAT HAVING 5 PERSON
TOTAL NO. OF PERSON = 9 X 5 = 45 PERSON
PER PERSON REQD. VOLUME =135 ltrs/day
REQD.VOLUME OF WATER TANK = 45 X 135 = 6075.00 ltrs
= 6.07cum.

PROVIDE VOLUME OF WATER TANK SIZE
4.25 X 2.20 X 1.20 = 11.22 cum.
TOTAL PROVIDE WATER TANK CAP CITY = 11.22 cum

GREEN AREA CALCULATION:-

REQUIRED GREEN AREA 5% of TOTAL PLOT AREA
TOTAL PLOT AREA= 437.21 sqm
So, REQUIRED GREEN AREA = 21.86 sqm
TOTAL PROVIDED GREEN AREA = 27.29 sqm

WATER HARVESTING SUMP CALCULATION :-

TERRACE FLOOR AREA = 302.28sqm.
RAIN WATER HARVESTING SUMP REQ. 6 CUM FOR EVERY 100 SQM. TERRACE AREA.
SO TOTAL REQ. CAPACITY OF SUMP = 3.02 x 6 = 18.12 cum
PROVIDED TANK SIZE =6.0x2.50x2.50 = 31.25 cum
TOTAL VOLUME OF SUMP = 31.25 cum

SERVICE AREA GROUND FLOOR = 9.61 SQM
SERVICE AREA 1ST FLOOR = 14.38 SQM
SERVICE AREA 2ND FLOOR = 14.38 SQM
TOTAL SERVICE AREA = 38.37 SQM

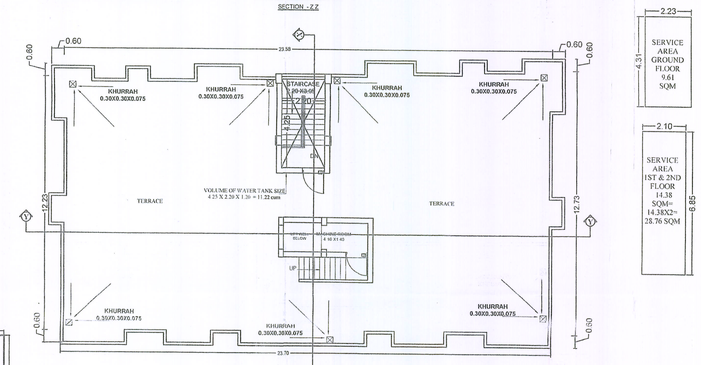

TERRACE FLOOR PLAN
SCALE 1:100

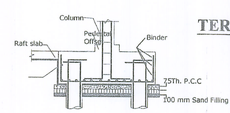

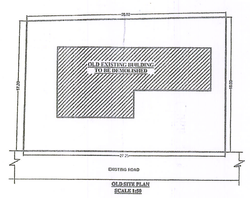

OLD SITE PLAN
SCALE 1:03

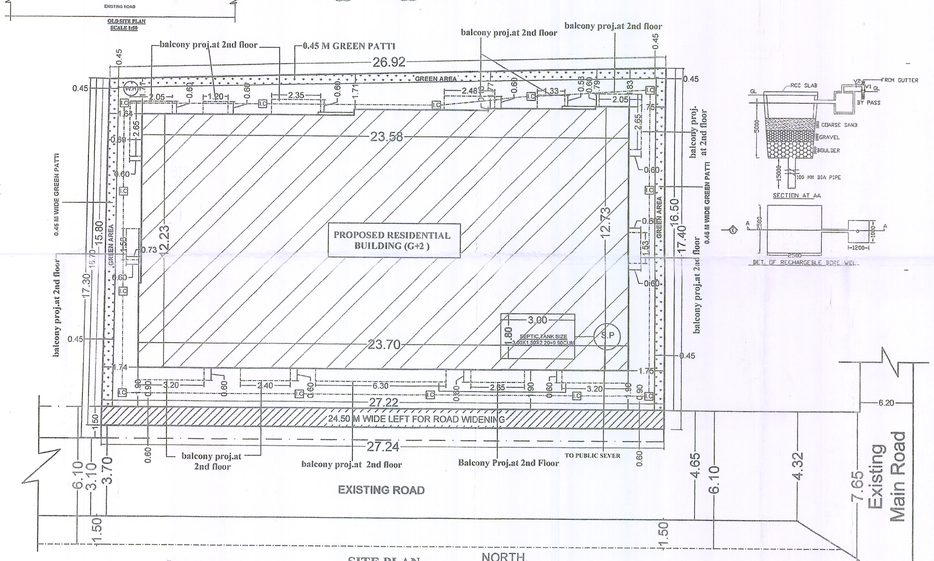

SITE PLAN
SCALE 1:100

SCHEDULE OF DOORS, WINDOWS

TYPE	WIDTH	HEIGHT	SILL .LEV.	LIN .LEV.	DESCRIPTION
D1	1.07	2.13	0.0	2.13	SINGLE LEAF DOOR
D2	0.99	2.13	0.0	2.13	SINGLE LEAF DOOR
D3	0.91	2.13	0.0	2.13	SINGLE LEAF DOOR
D4	0.76	2.13	0.0	2.13	SINGLE LEAF DOOR
					FULLY GLAZED WIN.
W1	1.35	1.83	0.91	2.59	FULLY GLAZED WIN.
W2	1.05	1.60	0.99	2.59	FULLY GLAZED WIN.
W3	0.91	1.60	0.99	2.59	FULLY GLAZED WIN.
W4	0.80	1.60	0.99	2.59	FULLY GLAZED WIN.
W5	0.58	1.60	0.99	2.59	FULLY GLAZED WIN.
W6	0.45	1.60	0.99	2.59	FULLY GLAZED WIN.
V1	0.61	0.61	1.93	2.59	FULLY GLAZED WIN.
SD	2.44	0.61	1.93	2.59	FULLY GLAZED WIN.

AREA CALCULATION

TOTAL PLOT AREA AS/DEED	= 506.04 SQ.MT.
TOTAL PLOT AREA AS/SITE	= 461.71 SQ.MT.
ROAD WIDENING AREA	= 24.50 SQ.MT.
AREA AFTER ROAD WIDENING	= (461.71 - 24.50) SQ.MT. = 437.21 SQ.MT.
GROUND FLOOR BUILT UP AREA	= 58.73 SQ.MT.
1ST FLOOR BUILT UP AREA	= 291.43 SQ.MT.
2ND FLOOR BUILT UP AREA	= 302.28 SQ.MT.
TOTAL BUILT UP AREA	= 652.44 SQ.MT.

F.A.R = 1.49

PLOT DETAILS :-

PROPOSED RESIDENTIAL BUILDING PLAN
HAVING PLOT DETAIL :-
SURVEY PLOT NO -1039(P), KHATA NO - 621,THANA NO -02 ,MAUZA - MAINPURA, THANA -PATLIPUTRA DIST - PATNA

LAND OWNER :-1.- SHRI RAJEEV RANJAN PRASAD
2. SHRI RAJANI RANJAN
BOTH S/O LATE HAIDYA NATH PRASAD
DEVELOPER:- M/S SHREYA CONSTRUCTION
PROP. MR AMRENDRA KUMAR SINHA
S/O LATE SIBISHWAR PRASAD SINHA

PARKING AREA CALCULATION

TOTAL BUILT UP AREA = 652.44 SQM.
LESS SERVICE AREA = 38.37 SQM
BUILT UP AREA FOR PARKING CALCULATION
= 652.44 - 38.37 = 614.07 SQM
REQUIRED PARKING AREA @ 25% OF 614.07 SQM.= 153.51 SQM.
GROUND FLOOR PARKING AREA---- 234.54 SQM.
TOTAL PARKING AREA PROVIDED---- 234.54 SQM

SEPTIC TANK CALCULATION:-

TOTAL NO. OF FLAT = 9 NOS.
EACH FLAT HAVING 5 PERSON
TOTAL NO. OF PERSON = 9 X 5 = 45 PERSON
PER PERSON REQD. VOLUME = 0.085qb.m./day
TOTAL REQD. VOLUME OF SEPTIC TANK = 45X0.085 =3.82 qb.m.
VOLUME OF SEPTIC TANK SIZE = 3.00X1.50 X2.20 = 9.90 qb.m.
TOTAL PROVIDE AREA OF SEPTIC TANK = 9.90 qb.m.

SHEET NO.	SCALE.	NORTH.
S.D -01/01	1 : 100	

SIGNATURE OF LAND OWNER	AMIT KUMAR ARCHITECT SIGNATURE OF ARCHITECT
SIGNATURE OF DEVELOPER	BRAJESH KUMAR SINHA Superintendent Dy. EE/JD(HO)/SE/23-0073 DUDD, Government of Bihar SIGNATURE OF ENGINEER

बिल्डर/प्रोमोटर/भू–स्वामी/संबंधित वास्तुविद/अभियंता को निर्देश दिया जाता है कि भवन के निर्माण तथा उपयोग में लाने के पूर्व आवासीय/व्यवसायिक कम्पलेक्स में सूरक्षा की दृष्टि से, प्रवेश द्वार निकास द्वार, सीढ़ी, लिफ्ट, पार्किंग प्रत्येक फ्लोर, गेट के बाहर की ओर लोकेशन के साथ तथा अन्य वांछित महत्वपूर्ण स्थानों पर उच्च मानक के C.C.T.V. कैमरा का अधिष्ठापन करेंगे अन्यथा संबंधित एक्ट एवं बाईलॉज के सुसंगत धाराओं के तहत् कारवाई किया जायेगा।

PATNA MUNICIPAL CORPORATION
PATNA REGIONAL DEVELOPMENT AUTHORITY (DISSOLVED)
Case No. P/MAINPURA/PRN/2/742/2023
Sanction of Plan Accorded under Section 315, 316 & 317 of the Bihar Municipal Act 2007 by the Municipal Commissioner, Patna on.....
Date 26/07/2024
SANCTION OF PLAN ACCORDED

निदेशक
शहरी योजना
पटना नगर निगम, पटना

राकेश कुमार
फायर नगर योजना पदेनोन्नत
शहरी योजना शाखा
पटना नगर निगम

Terms & Conditions:-
1) STP of requisite capacity is to be installed in the campus by the Builder/Owner.
2) Water Harvesting and Green area is to be maintained in the premises
3) Solar power is to be installed in the campus