SHEET 3/5

2 BHK BUNGLOW

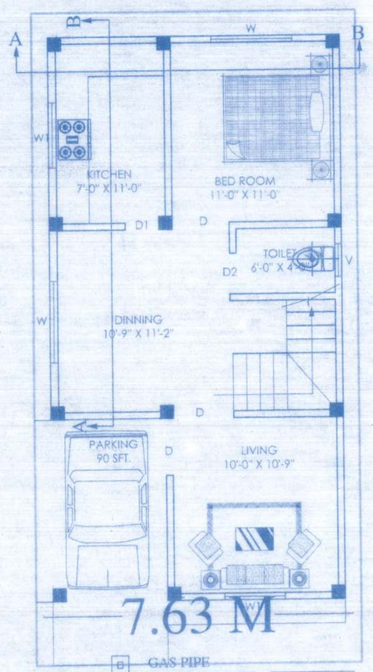

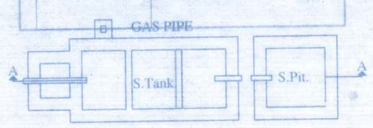

9" P.C.C. (1:2:4) SLAB OVER F/B/ SOLING

DETAILS OF SEPTIC TANK & SOCK PIT.

2 BHK BUNGLOW

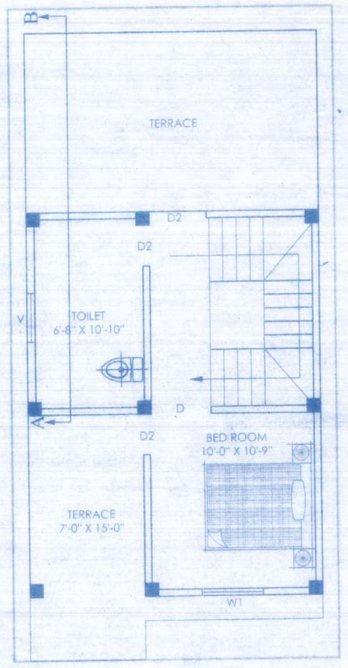



LEFT SIDE ELEVATION

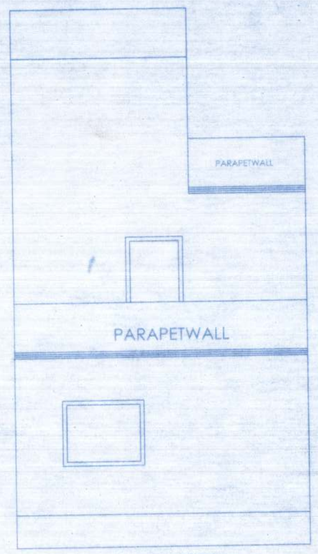

BACK ELEVATION

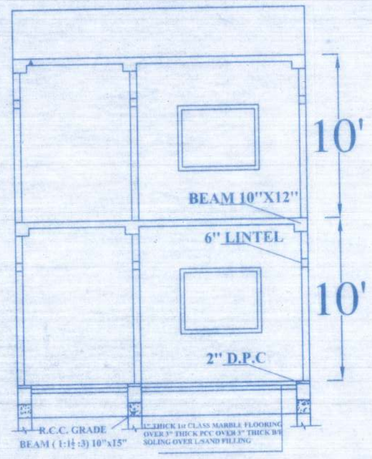

SECTION A-B

The Owner/Builder shall in no case deviate from the sanctioned plan for the construction. If any deviation [illegible] the construction or at any time [illegible] he will be treated as un auth[illegible] the owner/builder will be liable to [illegible]. The owner will keep a copy of sanctioned plan at the site during construction.

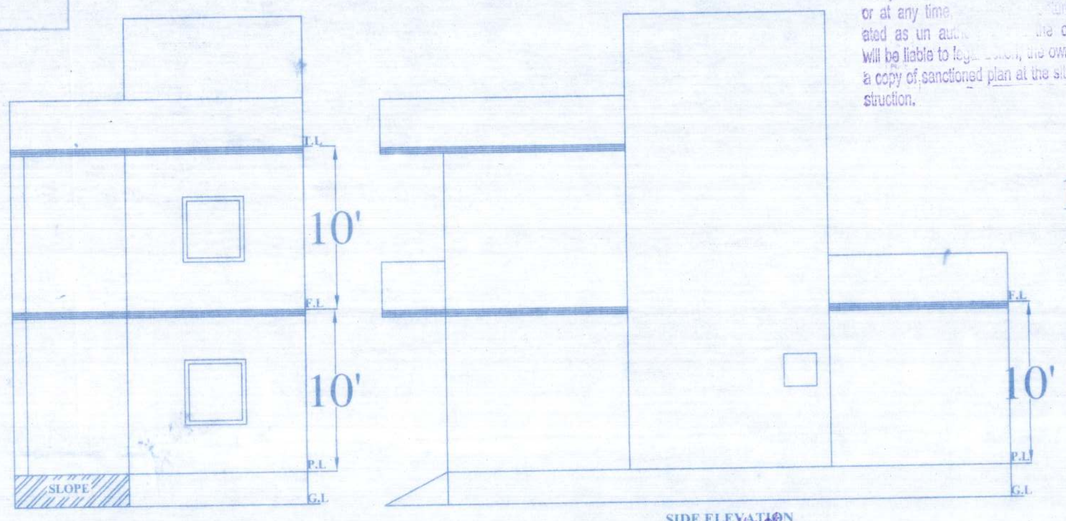

FRONT ELEVATION

SIDE ELEVATION

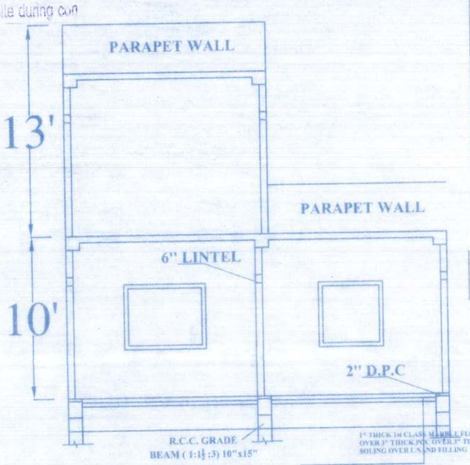

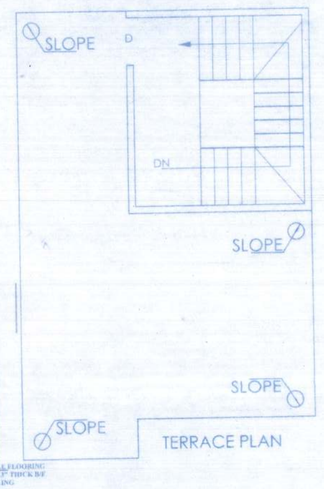

TERRACE PLAN

Sanctioned by Architect
Municipal Corporation/Nagar Parishad
Nagar Panachayat.....
Encroachment no.....Case No.....
Granted Under Provision of Section-31(.....
Of Bihar Municipal Act, 2014

Certify that the Plan has been Preprared as per Bihar Building Bey-Law's 2014 This Plan is valid for 3yr From the Date of issue

-AREA STATEMENT

TOTAL PLOT AREA	:-	800 SFT(74.41 SMT.)
PLINTH AREA	:-	623 Sft.(57.95 SQM)
PARKING AREA	:-	90 Sft. (8.37 SQM)
CAR PARKING	:-	1
GROUND FLOOR B/U AREA	:-	559 Sft. (52 SQM)
FIRST FLOOR B/U AREA	:-	346 SFT. (32.18 SQM)
TOTAL B/U AREA	:-	905 SFT. (84.18)
COVERAGE AREA(%)	:-	77.87
OPENING AREA(%)	:-	22.13
FLOOR AREA RATIO (F.A.R)	:-	1.13
BUILDING HEIGHT	:-	20'-0" (6.09 M)

-: SPECIFICATION :-

01 - R.C.C. PILE FOUNDATION GIVEN IN THIS DRAWING.
02 - 2" TH. D.P.C. ON PLINTH LEVEL ALL ROUND THE BUILDING.
03 - 1ST CLASS B/W IN CM(1:6) FOR 10" WALL AND IN CM(1:4) FOR 5" B/W.
04 - 3" TH. R.C.C. (1:1½:3) BAND AT LINTEL LEVEL AND 6"TH R.C.C(1:2:4)
LINTEL AT DOORS AND WINDOWS.
05 - ½"TH. CEILING PLASTER IN CM (1:4) AND ½" WALL PLASTER IN CM(1:6)
WITH SONE SAND.
06 - 1"TH I.P.S. FLOORING OVER 4 ½" TH DRY RAMMED KHOA OVER 3" TH
BRICK FLAT SOLING.
07 - 5"TH AVR LIME TERRACING OVER 5"TH R.C.C.(1:1½:3) ROOF SLAB
WITH CHIPS AND SONE SAND.
08 - SALL WOOD FRAMES FOR DOOR AND SHISHUM WOOD FOR PANNELS.
09 - ALL DOOR AND WINDOWS TWO COAT OF PAINTS.
10 - COLOUR SHOULD BE USED AS PER CHOISE.
11. THIS BUILDING IS EARTH QUICK RESISTANCE

PROPOSED RESIDENTIAL BUILDING FOR 2 BHK BUNGLOW

1. SMART INDIA HIGH AND MULTI SERVICE PVT. LTD.
(FORMALLY KNOWN AS LEMON TREE INFRATECH.)

PLOT NO.:- 3021 & 3020 ,KHATA NO.- 713,
PLOT NO.:- 2997 ,KHATA NO.- 598,
PLOT NO.:- 3011&3012 ,KHATA NO.- 713,
PLOT NO.:- 3022&3023&3026 ,KHATA NO.- 337 & 97 & 328,
PLOT NO.:- 762 & 565 & 143 ,KHATA NO.- 2999 & 3000/4561 & 3003 & 3002
PLOT NO.:- 3031 & 3032& ,KHATA NO.- 328 & 337

THANA :-KUDHANI,
MOUZA-CHANDRAHATI ,MUZAFFARPUR BIHAR

SIGNATURE OF OWNERS

Smart India Infrahigh and Multi Services Pvt. Ltd.
Director
SIGNATURE OF BUILDER

AR. SUMIT KUMAR
ARCHITECT
M.M.C.Lic. No.-B-04/2017
DORIC ARCHITECTS
CLUB ROAD, KALYANI
MUZAFFARPUR-842001

25/9/18
SIGNATURE OF ARCHITECT

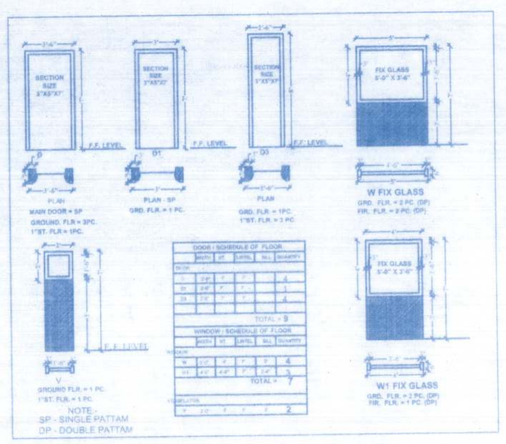

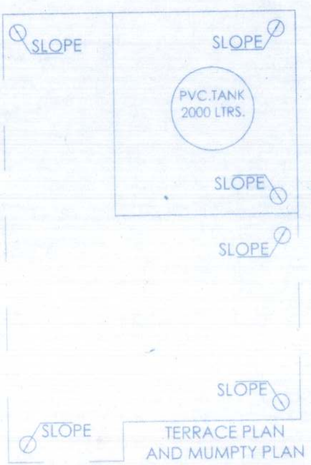

TERRACE PLAN AND MUMPTY PLAN

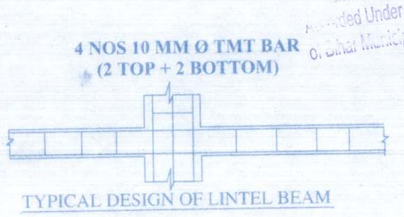

TYPICAL DESIGN OF LINTEL BEAM

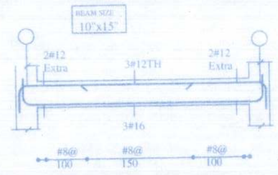

ROOF BEAM

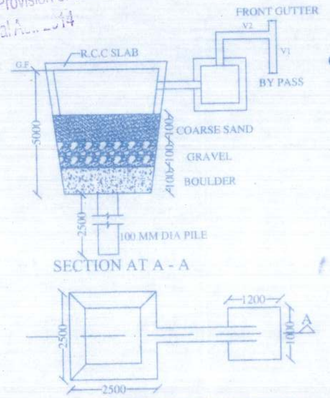

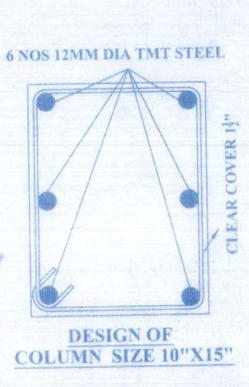

DESIGN OF COLUMN SIZE 10"X15"

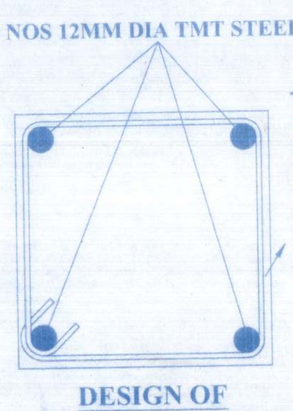

DESIGN OF COLUMN SIZE 10"X10"

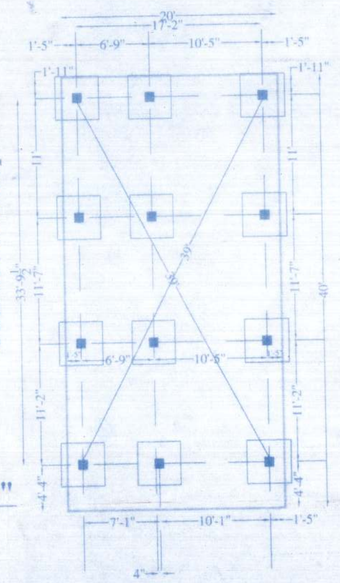

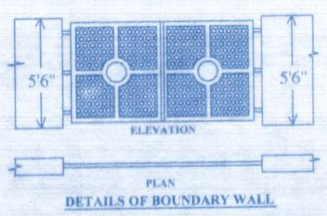

DETAILS OF BOUNDARY WALL

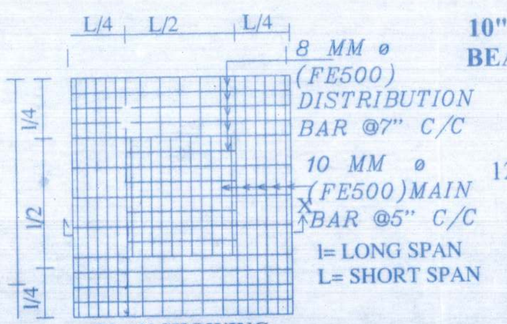

PLAN SHOWING BOTTOM REINFORCEMENT

DETAILS OF ROOF SLAB

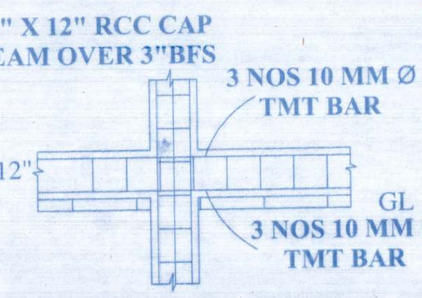

DESIGN OF TIE-BEAM

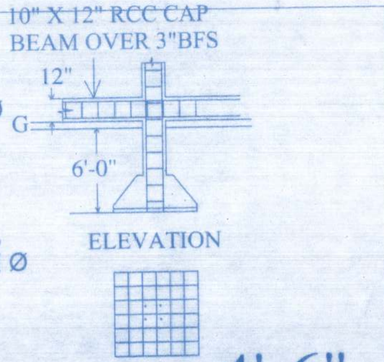

DETAILS OF FOUNDATION

29/9/18
अंचलाधिकारी
कुढ़नी, मुजफ्फरपुर

SIGNATURE OF PASSING AUTHORITY

SHEET 4/5

3 BHK BUNGLOW

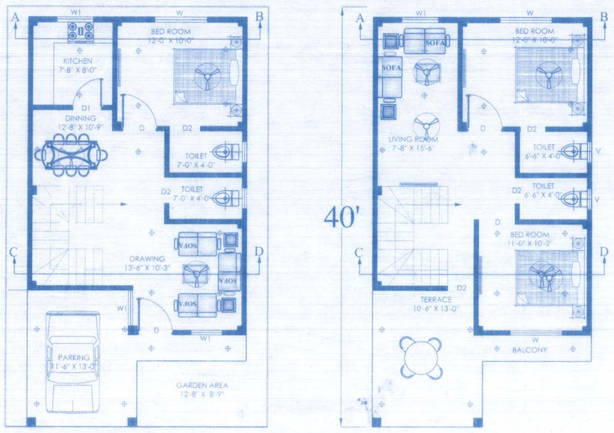

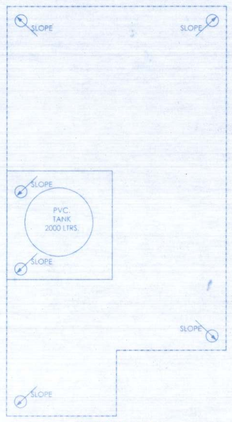

TERRACE AND MUMPTY PLAN

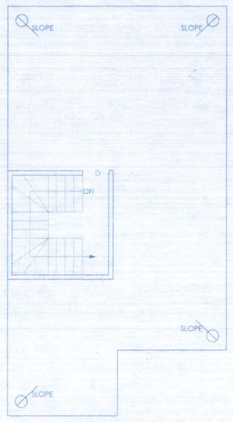

TERRACE AND MUMPTY PLAN

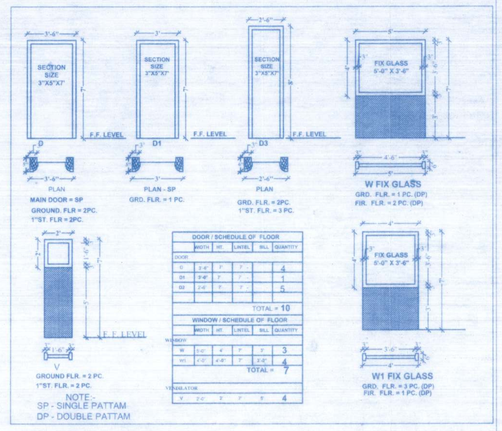

DOOR / SCHEDULE OF FLOOR

MARK	HT.	UNITS	NO.	QUANTITY
DOOR				
D	7'-0"	F	F	4
D1	7'-0"	F	F	1
D2	7'-0"	F	F	5
			TOTAL =	10

WINDOW / SCHEDULE OF FLOOR

MARK	HT.	UNITS	NO.	QUANTITY
WINDOW				
W	5'-0"	F	F	3
W1	3'-0"	F	F	4
			TOTAL =	7
VENTILATOR				
V	2'-0"	F	F	4

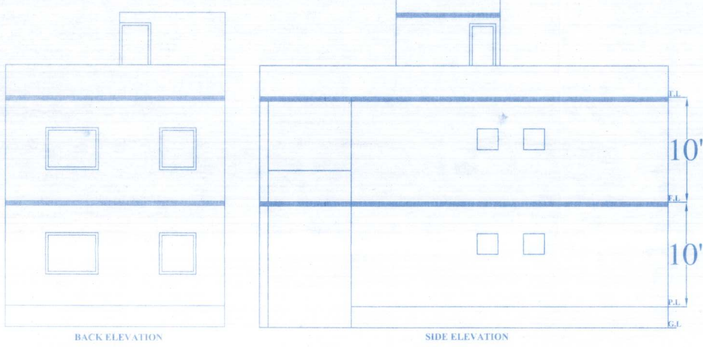

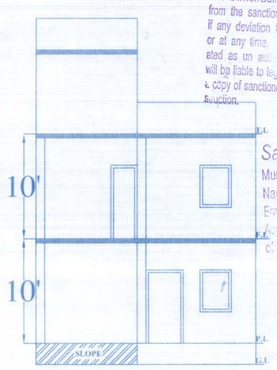

The Owner/Builder shall in no case deviate from the sanctioned plan for the construction. If any deviation from the sanctioned plan for the construction or at any time, ... shall be treated as an ... the owner/builder will be liable to legal ... the owner will keep a copy of sanctioned plan at the site during construction.

Sanctioned by Architect
Municipal Corporation/Nagar Parishad
Nagar Panachayat.....
Empanelment no.....Case No.....
Awarded Under Provision of Sub-.....
of Bihar Municipal ... Act



LEFT SIDE ELEVATION

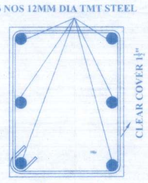

DESIGN OF COLUMN SIZE 10"X15"

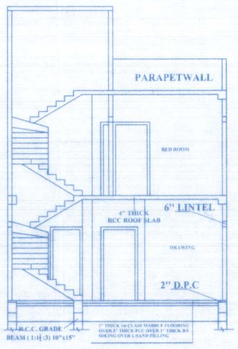

SECTION C-D

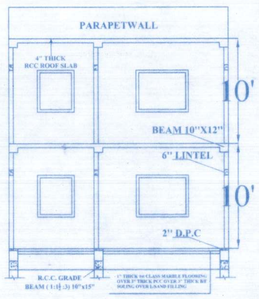

SECTION A-B

4 NOS 10 MM Ø TMT BAR (2 TOP + 2 BOTTOM)

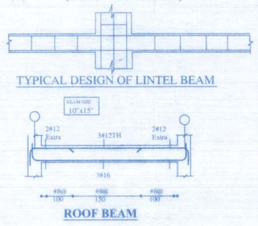

ROOF BEAM

Certify that the Plan has been Preprared as per Bihar Building Bey-Law's 2014 This Plan is valid for 3yr From the Date of issue

AR. SUMIT KUMAR
ARCHITECT
M.M.C. Lic. No.-B-04/2017
DORIC ARCHITECTS
CLUB ROAD, KALYANI
MUZAFFARPUR-842001

SIGNATURE OF ARCHITECT

AREA STATEMENT

TOTAL PLOT AREA	:-	1000 SFT(93.02 SMT.)
PLINTH AREA	:-	724 Sft.(67.34 SQM)
PARKING AREA	:-	159 Sft. (14.79 SQM)
CAR PARKING	:-	1
GROUND FLOOR B/U AREA	:-	591 Sft. (54.97 SQM)
FIRST FLOOR B/U AREA	:-	591 SFT. (54.97 SQM)
TOTAL B/U AREA	:-	1182 SFT. (109.95)
COVERAGE AREA(%)	:-	72.40
OPENING AREA(%)	:-	27.6
FLOOR AREA RATIO (F.A.R)	:-	1.18
BUILDING HEIGHT	:-	20'-0" (6.09 M)

-: SPECIFICATION :-

01 - R.C.C. PILE FOUNDATION GIVEN IN THIS DRAWING.
02 - 2" TH. D.P.C. ON PLINTH LEVEL ALL ROUND THE BUILDING.
03 - 1ST CLASS B/W IN CM(1:6) FOR 10" WALL AND IN CM(1:4) FOR 5" B/W.
04 - 3" TH. R.C.C. (1:1½:3) BAND AT LINTEL LEVEL AND 6"TH R.C.C(1:2:4)
LINTEL AT DOORS AND WINDOWS.
05 - ½"TH. CEILING PLASTER IN CM (1:4) AND ½" WALL PLASTER IN CM(1:6)
WITH SONE SAND.
06 - 1"TH I.P.S. FLOORING OVER 4 ½" TH DRY RAMMED KHOAOVER 3" TH
BRICK FLAT SOLING.
07 - 5"TH AVR LIME TERRACING OVER 5"TH R.C.C.(1:1½:3) ROOF SLAB
WITH CHIPS AND SONE SAND.
08 - SALL WOOD FRAMES FOR DOOR AND SHISHUM WOOD FOR PANNELS.
09 - ALL DOOR AND WINDOWS TWO COAT OF PAINTS.
10 - COLOUR SHOULD BE USED AS PER CHOISE.
11. THIS BUILDING IS EARTH QUICK RESISTANCE

PROPOSED RESIDENTIAL BUILDING FOR 3 BHK BUNGLOW

1. SMART INDIA HIGH AND MULTI SERVICE PVT. LTD.
(FORMALLY KNOWN AS LEMON TREE INFRATECH.)

PLOT NO.:- 3021 & 3020 ,KHATA NO.- 713,
PLOT NO.:- 2997 ,KHATA NO.- 598,
PLOT NO.:- 3011&3012 ,KHATA NO.- 713,
PLOT NO.:- 3022&3023&3026 ,KHATA NO.- 337 & 97 & 328,
PLOT NO.:- 762 & 565 & 143 ,KHATA NO.- 2999 & 3000/4561 & 3003 & 3002,
PLOT NO.:- 3031 & 3032& ,KHATA NO.- 328 & 337

THANA :-KUDHANI,
MOUZA-CHANDRAHATI ,MUZAFFARPUR BIHAR

SIGNATURE OF OWNERS

Smart India Infrahigh and Multi Services Pvt. Ltd.
Director
SIGNATURE OF BUILDER

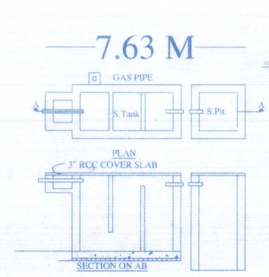

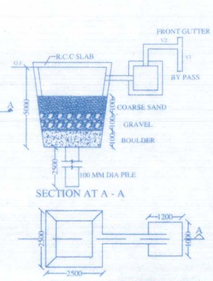

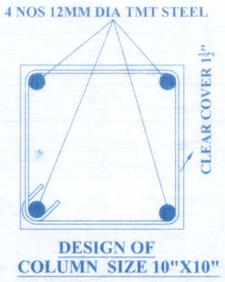

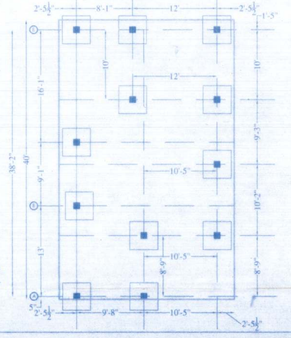

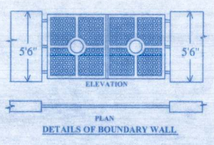

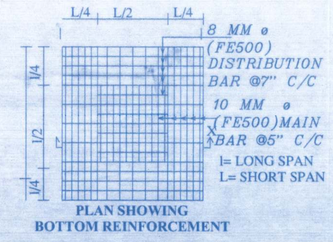

DETAILS OF ROOF SLAB

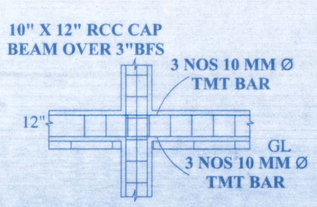

DESIGN OF TIE-BEAM

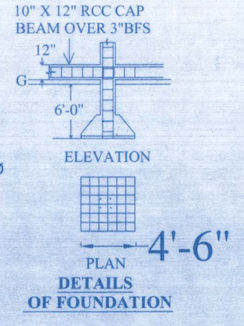

DETAILS OF FOUNDATION

SIGNATURE OF PASSING AUTHORITY

5 BHK

SHEET 5/5

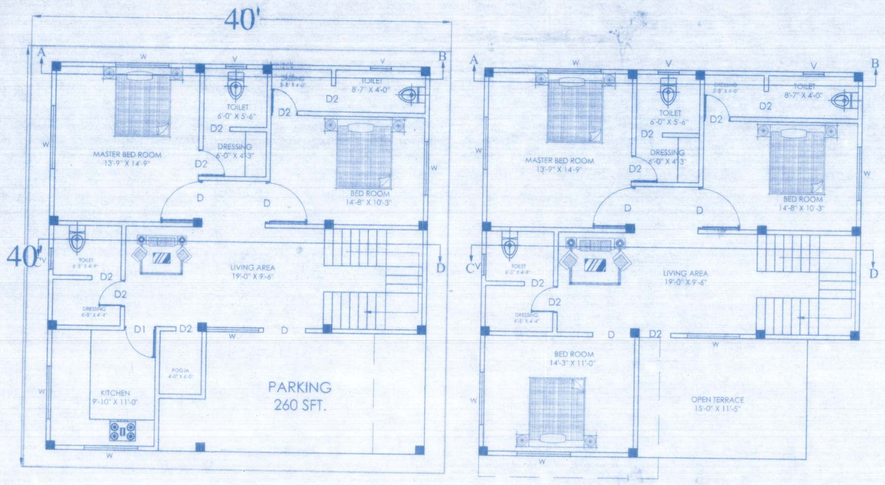

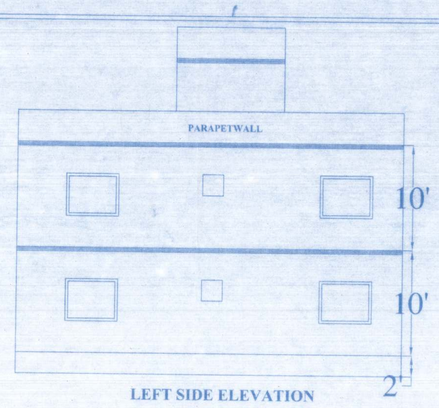

LEFT SIDE ELEVATION



BACK SIDE ELEVATION

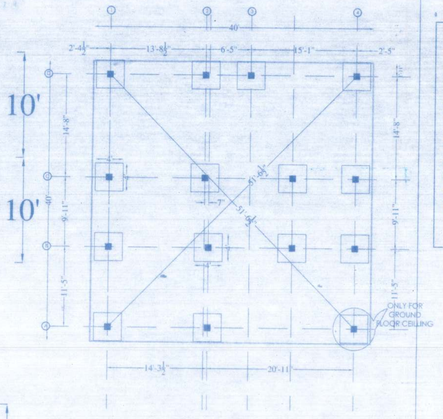

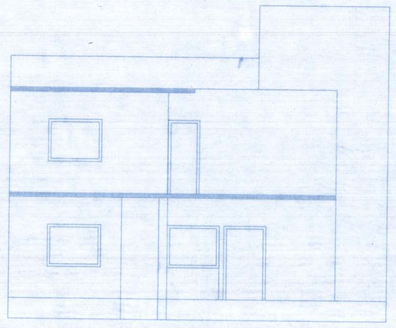

FRONT ELEVATION

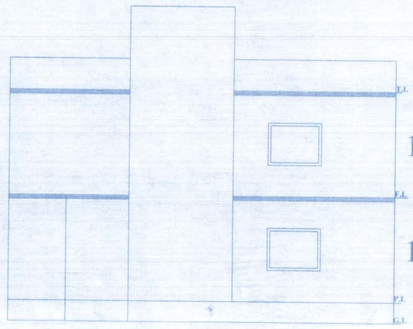

SIDE ELEVATION

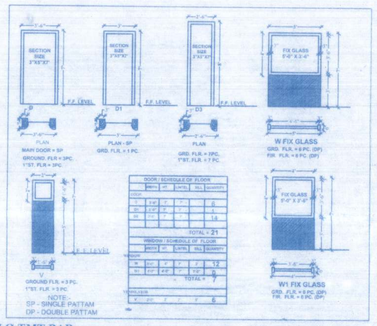

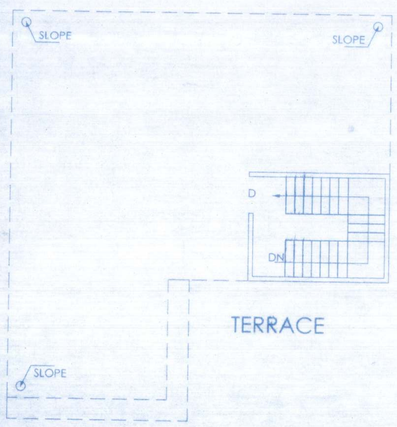

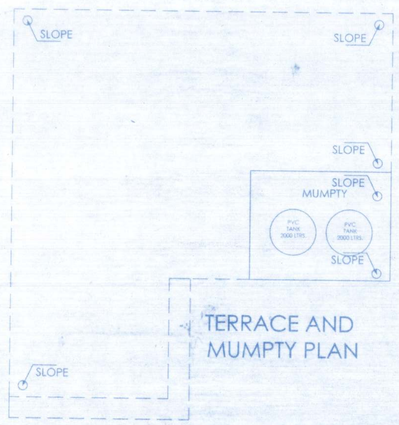

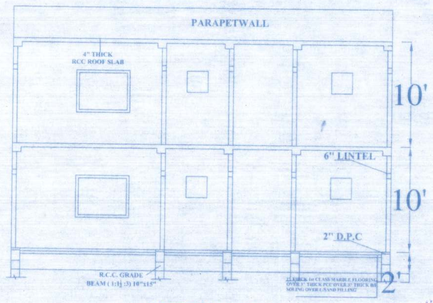

SECTION A-B

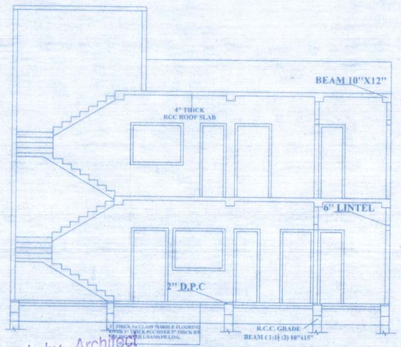

SECTION C-D

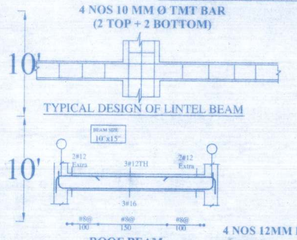

TYPICAL DESIGN OF LINTEL BEAM

ROOF BEAM

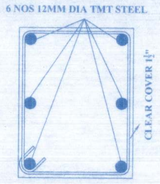

DESIGN OF COLUMN SIZE 10"X15"

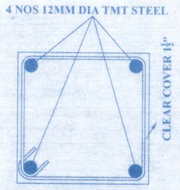

DESIGN OF COLUMN SIZE 10"X10"

AREA STATEMENT

TOTAL PLOT AREA	:-	1600 SFT(148.83 SMT.)
PLINTH AREA	:-	1327 Sft.(123.44 SQM)
PARKING AREA	:-	260 Sft. (24.18 SQM)
CAR PARKING	:-	2
GROUND FLOOR B/U AREA	:-	1067 Sft. (99.25 SQM)
FIRST FLOOR B/U AREA	:-	1088 SFT. (101.20 SQM)
TOTAL B/U AREA	:-	2155 SFT. (200.46)
COVERAGE AREA(%)	:-	82.93
OPENING AREA(%)	:-	17.07
FLOOR AREA RATIO (F.A.R)	:-	1.34
BUILDING HEIGHT	:-	20'-0" (6.09 M)

-: SPECIFICATION :-

01 - R.C.C. PILE FOUNDATION GIVEN IN THIS DRAWING.
02 - 2" TH. D.P.C. ON PLINTH LEVEL ALL ROUND THE BUILDING.
03 - 1ST CLASS B/W IN CM(1:6) FOR 10" WALL AND IN CM(1:4) FOR 5" B/W.
04 - 3" TH. R.C.C. (1:1½:3) BAND AT LINTEL LEVEL AND 6"TH R.C.C(1:2:4)
LINTEL AT DOORS AND WINDOWS.
05 - ½"TH. CEILING PLASTER IN CM (1:4) AND ½" WALL PLASTER IN CM(1:6)
WITH SONE SAND.
06 - 1"TH I.P.S. FLOORING OVER 4 ½" TH DRY RAMMED KHOA OVER 3" TH
BRICK FLAT SOLING.
07 - 5"TH AVR LIME TERRACING OVER 5"TH R.C.C.(1:1½:3) ROOF SLAB
WITH CHIPS AND SONE SAND.
08 - SALL WOOD FRAMES FOR DOOR AND SHISHUM WOOD FOR PANNELS.
09 - ALL DOOR AND WINDOWS TWO COAT OF PAINTS.
10 - COLOUR SHOULD BE USED AS PER CHOISE.
11. THIS BUILDING IS EARTH QUICK RESISTANCE

PROPOSED RESIDENTIAL BUILDING FOR 5 BHK BUNGLOW

1. SMART INDIA HIGH AND MULTI SERVICE PVT. LTD.
(FORMALLY KNOWN AS LEMON TREE INFRATECH.)

PLOT NO.:- 3021 & 3020 ,KHATA NO.- 713.
PLOT NO. :- 2997 ,KHATA NO.- 598.
PLOT NO. :- 3011&3012 ,KHATA NO.- 713.
PLOT NO. :- 3022&3023&3026 ,KHATA NO.- 337 & 97 & 328.
PLOT NO :- 762 & 965 & 143 ,KHATA NO.- 2999 & 3000/4501 & 3003 & 3002.
PLOT NO :- 3031 & 3032& ,KHATA NO.- 320 & 337.

THANA :-KUDHANI,
MOUZA-CHANDRAHATI ,MUZAFFARPUR BIHAR

SIGNATURE OF OWNERS

Smart India Infraligh and Multi Services Pvt. Ltd.
Director
SIGNATURE OF BUILDER

AR. SUMIT KUMAR
ARCHITECT
M.M.C.Lic. No.-B-04/2017
DORIC ARCHITECTS
CLUB ROAD, KALYANI
MUZAFFARPUR-842001

25/9/2018
SIGNATURE OF ARCHITECT

Sanctioned by Architect
Municipal Corporation/Nagar Parishad
Nagar Panchayat.....
Empanelment no.....Case No.....
Accorded Under Provision of Section-3 From.....
of Bihar Municipal Act, 2014.

Certify that the Plan has been Preprared as per Bihar Building Bey-Law's 2014 This Plan is valid for 3yr from the Date of Issued

The Owner/Builder shall in no case deviate from the sanctioned plans for the construction. If any deviation from the sanctioned plans for the construction or at any time, construction will be to be treated as unauthorised construction & owner/builder will be liable to legal action. The owner will keep a copy of sanctioned plan at the site during construction.

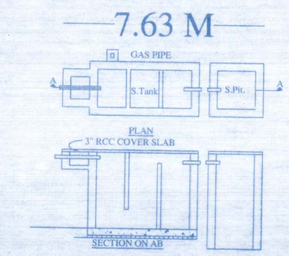

9" P.C.C. (1:2:4) SLAB OVER F/B/ SOLING
DETAILS OF SEPTIC TANK & SOCK PIT.

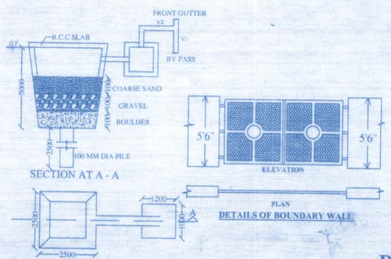

DETAILS OF RECHARGEABLE BORE WELL

DETAILS OF BOUNDARY WALL

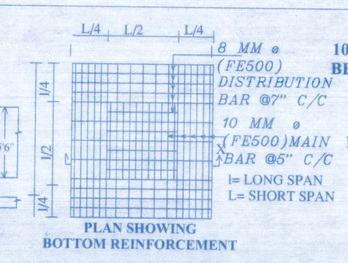

PLAN SHOWING BOTTOM REINFORCEMENT

DETAILS OF ROOF SLAB

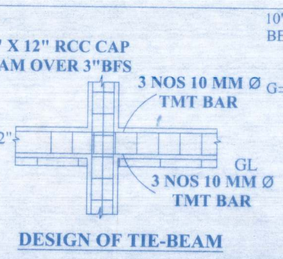

DESIGN OF TIE-BEAM

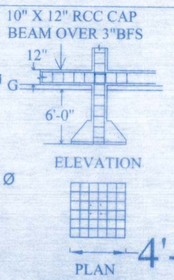

DETAILS OF FOUNDATION

29/9/18
अंचलाधिकारी
कुढ़नी, मुजफ्फरपुर

SIGNATURE OF PASSING AUTHORITY