Provisional Fire Clearance **(Above 15 Mtr. Height)**

Letter No. 498./

OFFICE OF THE STATE FIRE OFFICER-CUM-DIRECTOR, BIHAR, PATNA.

From,

Pankaj Sinha,
State Fire Officer,
Bihar, Patna.

To,

Ar. Danish Siddiqui (B.Arch),
Regd. No.-CA/2011/53346

Patna Dt. 27.02.2020.

Sub :- The views regarding proposed Residential building of above 15 mtr. In height to be constructed at Dist-Muzaffarpur.

Sir,

Please refer to your letter no. B-18/08/02/04/2020, dt. -04/02/2020 through which this aforesaid plan has been sent to us for examination, which was examined by the Fire Service committee.

During examination of the plan it was found that a (5 floor) (Total B/U Area-4575 Sqmtr.), Fully Proposed Residential Building shall be constructed on 40 feet wide road belongs to Asha Realty Developers Pvt. Ltd., Sri Bipin Kumar & Sri Vijay Kumar, S/o Late Rameshwar Prasad, Khesra No.-339ka,kha,ga,gha,340, Khata No.-293, Thana No.-348, Thana-Kazi Mohammadpur, Dist- Muzaffarpur.

We clear the plan after giving following advice/suggestions/recommendations based on NBC guideline, local building by laws & the local circumstances which must be followed by the concerned Architect/Developer/Land owner as the case may be.

i) **Construction :**

a) The whole construction of the proposed building shall be carried out as per approved plan drawing conforming the relevant building rules of local Municipal Corporation as per Bihar building bye laws, 2014.
b) The floor area exceeds 750 m ^{2} shall be suitably compartmented by separation walls up to ceiling level having at least two hours Fire resisting capacity.
c) The interior finish decoration of the building shall be made low flame spread materials conforming I.S. specifications.
d) Provision of ventilation at the crown of the central core-duct of the building shall be provided.
e) Arrangements shall have to be made for sealing all the vertical ducts by the materials of adequate Fire resisting capacity.

ii) **Open Space & Approach :**

a) The open space surrounding the building shall conform the relevant building rules as well as permit the accessibility and maneuverability of Fire appliance with turning facility.
b) The approach roads shall be sufficiently strong to withstand the load of Fire Engine weighting up to 20 M.T.
c) The width and height of the access gates into the premises shall not be less than 4.5 M and 5M respecting abutting the road.

iii) **Stair Case :-**

a) The Staircase of the building shall be enclosed type. Entire construction shall be made of brick / R.C.C. type having Fire resisting capacity not less than 4 hours respectively marked in the plan.
b) The Staircase of the building shall have permanent vents at the top equal to 5% of the cross sectional area of the staircase enclosures and openable sashes at each floor level equal to 15% of the said cross section are shall have to be provided in the external wall of the building.
c) All the Staircase of the building shall be negotiable to each other in each floor without entering into any room and shall be extended up to respective terrace. The roof of the Stair wall shall be 1M above the surrounding roof area.
d) The width of the Staircases and corridor and travel distance of different categories of occupancies shall have to confirm the relevant building rules.
e) In case of two staircase, one must be on outer wall.
f) Both staircase are not went down to basement floor, for approach to basement, there should be another staircase for approach.

iv) **LIFT :-**

a) The walls of the Lift enclosure of the building shall be at least two hours Fire resisting type respectively marked in the plan with the event at top of area not less than 0.2 m^2.

b) The lift of the building shall be designed at high speed "Fire Lift" and conspicuously indicated marked in the plan.

c) In case of failure of normal electric supply, it shall automatically trip over to alternate supply. For apartment houses these change over of supply could be done through manually operated change over switch. Alternatively, the lift shall be so wired that in case of power failure, it comes down at the ground level land comes to stand still with door open.

d) Arrangement shall be provided for extraction of smoke in all the lift shaft by incorporation smoke venting system designed to permit 30 Air changes per hour in case of Fire and shall be of such design as to operate on actuation of sprinkler or Fire Alarm. In case of failure of normal electric supply. It shall automatically trip to alternate supply.

e) All other requirements shall conform the I.S. specification including the communication facility in the lift cars connecting with the Fire Control Room of the building.

v) That active Fire protection system such as down comer system with landing valve and hose reel at each floor incorporated with 450 LPM pump at Terrace level, ISI marked Fire extinguishers as per I.S 2190/1992, F.R. check door, manual call alarm point, Fire safety luminescent sign & other Fire precautionary measures as mentioned in NBC be provided before occupancy.

vi) That an underground water static tank of not less than 20,000 Ltrs. capacity with automatic refilling arrangements prefebly on front side where Fire Brigade vehicles can reach easily & overhead water static tank of not less than 10,000 Ltrs. capacity each blocks should be made available before occupancy.

vii) That the internal finishing shall be non-combustible or class – I surface spread of flame.

viii) That electric cables must be shield at each floor with intumescent coating .

ix) That Fire exit drill be carried out regularly at least twice in a year after occupation.

x) That the building must be constructed on at least 20 feet wide road and it is responsibility of the concerned Architect to be ensure the road width because he is the passing authority.

xi) That AMC should be given to a qualified firm or person for the maintenance of above recommended Fire equipments.

xii) That the setback shall be checked by the Architect / Passing authority as per the established rule. If any thing wrong , the Architect / Passing authority shall be held responsible.

xiii) It is hereby made clear that in case of any legal dispute arising in future, in which above recommendations have not been complied, the responsibility will fall entirely upon the Developers/ Architect/ Landowner as the case may be and not on the recommending Govt. authority (i.e. the office of the State Fire Office, Bihar).

xiv) It is hereby made also clear that this office (i.e. the office of the State Fire Officer-cum-Director, Bihar, Patna) is not responsible for any legal dispute of the land upon which the proposed building shall be constructed.

xv) Set backs on all the sides adheres to the provisions for the fire safety as per bye laws. Whereas immediately beneath this area in the basement is adhering to the bye laws will be examined by the concerned Urban local bodies.

This shall be treated as provisional. On compliance of all the above Fire and Life Safety recommendations, this office shall be approached for necessary inspection and testing of the installation, Final approval in favor of the occupancy shall be issued on being satisfied with the tests and performances of safety aspects of installation of the building.

N.B. - Any deviation and changes the nature of use of the building in respect of the approved plan drawing without obtaining prior permission from this office, this provisional will be treated as cancelled.

The maps are being returned with sign and stamp .

Encl – As Above

Yours faithfully,

25/04/2020

(Pankaj Sinha)
DIG FS & FS
Cum
State Fire Officer
Bihar, Patna

3We clear the plan after giving following advice/suggestions/recommendations based on NBC guideline, local building by laws & the local circumstances which must be followed by the concerned Architect/Developer/Land owner as the case may be.

i) **Construction :**

a) The whole construction of the proposed building shall be carried out as per approved plan drawing conforming the relevant building rules of local Municipal Corporation as per Bihar building bye laws, 2014.
b) The floor area exceeds 750 m ² shall be suitably compartmented by separation walls up to ceiling level having at least two hours Fire resisting capacity.
c) The interior finish decoration of the building shall be made low flame spread materials conforming I.S. specifications.
d) Provision of ventilation at the crown of the central core-duct of the building shall be provided.
e) Arrangements shall have to be made for sealing all the vertical ducts by the materials of adequate Fire resisting capacity.

ii) **Open Space &Approach :**

a) The open space surrounding the building shall conform the relevant building rules as well as permit the accessibility and maneuverability of Fire appliance with turning facility.
b) The approach roads shall be sufficiently strong to withstand the load of Fire Engine weighting up to 20 M.T.
c) The width and height of the access gates into the premises shall not be less than 4.5 M and 5M respecting abutting the road.

iii) **Stair Case :-**

a) The Staircase of the building shall be enclosed type. Entire construction shall be made of brick / R.C.C. type having Fire resisting capacity not less than 4 hours respectively marked in the plan.
b) The Staircase of the building shall have permanent vents at the top equal to 5% of the cross sectional area of the staircase enclosures and openable sashes at each floor level equal to 15% of the said cross section are shall have to be provided in the external wall of the building.
c) All the Staircase of the building shall be negotiable to each other in each floor without entering into any room and shall be extended up to respective terrace. The roof of the Stair wall shall be 1M above the surrounding roof area.
d) The width of the Staircases and corridor and travel distance of different categories of occupancies shall have to confirm the relevant building rules.
e) In case of two staircase, one must be on outer wall.
f) Both staircase are not went down to basement floor, for approach to basement, there should be another staircase for approach.

iv) **LIFT :-**

a) The walls of the Lift enclosure of the building shall be at least two hours Fire resisting type respectively marked in the plan with the event at top of area not less than 0.2 m ².
b) The lift of the building shall be designed at high speed "Fire Lift" and conspicuously indicated marked in the plan.
c) In case of failure of normal electric supply, it shall automatically trip over to alternate supply. For apartment houses these change over of supply could be done through manually operated change over switch. Alternatively, the lift shall be so wired that in case of power failure, it comes down at the ground level land comes to stand still with door open.
d) Arrangement shall be provided for extraction of smoke in all the lift shaft by incorporation smoke venting system designed to permit 30 Air changes per hour in case of Fire and shall be of such design as to operate on actuation of sprinkler or Fire Alarm. In case of failure of normal electric supply. It shall automatically trip to alternate supply.
e) All other requirements shall conform the I.S. specification including the communication facility in the lift cars connecting with the Fire Control Room of the building.

v) That active Fire protection system such as down comer system with landing valve and hose reel at each floor incorporated with 450 LPM pump at Terrace level, ISI marked Fire extinguishers as per I.S 2190/1992, F.R. check door, manual call alarm point, Fire safety luminescent sign & other Fire precautionary measures as mentioned in NBC be provided before occupancy.
vi) That an underground water static tank of not less than 50,000 Ltrs. capacity with automatic refilling arrangements prefebly on front side where Fire Brigade vehicles can reach easily & overhead water static tank of not less than 10,000 Ltrs. capacity each blocks should be made available before occupancy.
vii) That the internal finishing shall be non-combustible or class – I surface spread of flame.
viii) That electric cables must be shield at each floor with intumescent coating .
ix) That Fire exit drill be carried out regularly at least twice in a year after occupation.
x)That the building must be constructed on at least 20 feet wide road and it is responsibility of the concerned Architect to be ensure the road width because he is the passing authority.
xi) That AMC should be given to a qualified firm or person for the maintenance of above recommended Fire equipments.
xii) That the setback shall be checked by the Architect / Passing authority as per the established rule. If anything wrong , the Architect / Passing authority shall be held responsible.
xiii) It is hereby made clear that in case of any legal dispute arising in future, in which above recommendations have not been complied, the responsibility will fall entirely upon the Developers/ Architect/ Landowner as the case may be and not on the recommending Govt. authority (i.e. the office of the State Fire Office, Bihar).
xiv) It is hereby made also clear that this office (i.e. the office of the State Fire Officer-cum-Director, Bihar, Patna) is not responsible for any legal dispute of the land upon which the proposed building shall be constructed.
xv) Set backs on all the sides adheres to the provisions for the fire safety as per bye laws. Whereas immediately beneath this area in the basement is adhering to the bye laws will be examined by the concerned Urban local bodies.

This shall be treated as provisional. On compliance of all the above Fire and Life Safety recommendations, this office shall be approached for necessary inspection and testing of the installation, Final approval in favor of the occupancy shall be issued on being satisfied with the tests and performances of safety aspects of installation of the building.

23/04/2020

DIG HG & FS
Cum
State Fire Officer
Bihar, Patna

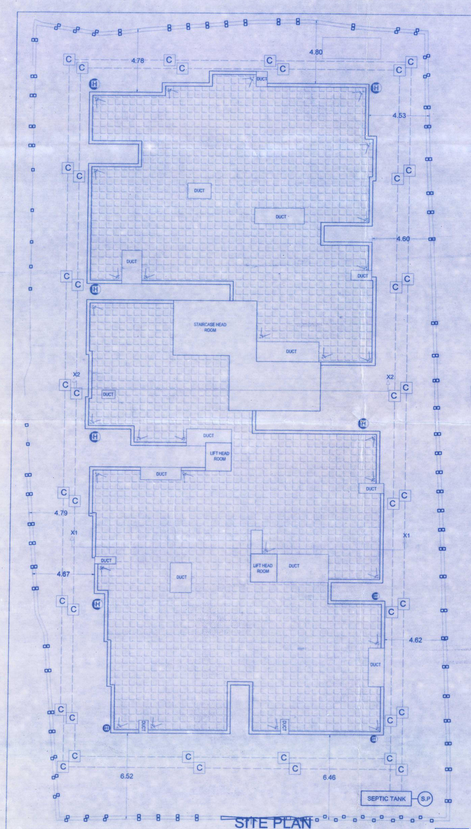

SITE PLAN

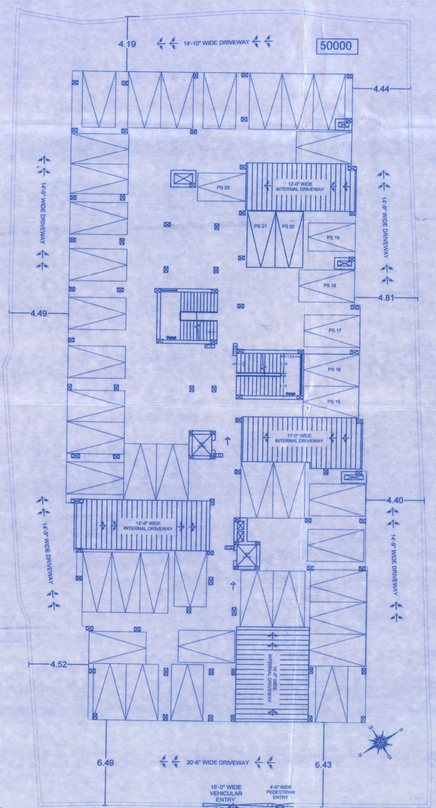

STILT PARKING LAYOUT PLAN

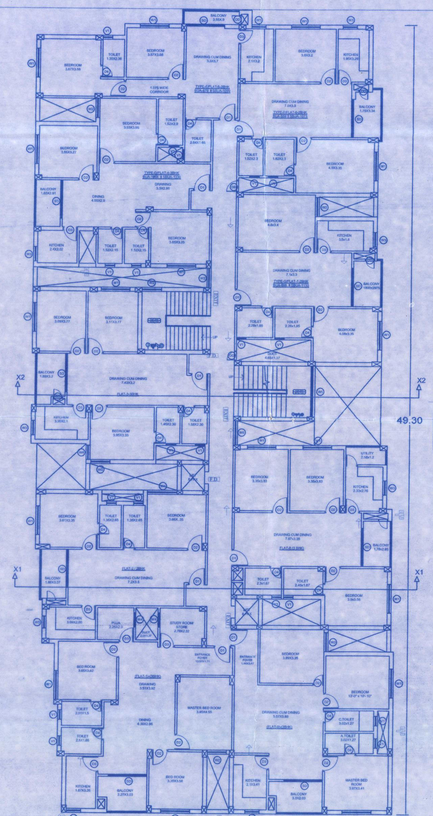

TYPICAL 1ST-5TH FLOOR LAYOUT PLAN



TERRACE FLOOR PLAN

FIRE LEGEND

1. HYDRANT LAYOUT VALVE WET	V
2. HOSE REEL	
3. SEAMERGE CONNECTION FOR FIRE BRIDGE LISE TO THE WET RISING SYSTEM	
4. MANUAL CALL POINT	
5.INDICATER PANEL	AA
6. AUDIABLE WARNING DEVICE	
7. FIRE EXISTINGUISHER	
8. OVER HEAD WATER TANK OF 25000L TRSCAP, UNIT 100 LMP/HR	25000
9. UNDER GROUND WATER TANK WITH AUTOMATIC REFILLING ARRANGEMENT	50000
10. F.R. DOOR	F.D.
11. GROUND HYDRANT	H
12. ILLUMINATED EXIT DIRECTIONAL SIGN	EXIT

SCHEDULE OF DOORS & WINDOWS

01	D1	0.97 X 2.10	FLUSH DOOR
02	D2	0.9 X 2.10	FLUSH DOOR
03	D3	0.75 X 2.10	PVC DOOR
04	D4	0.6 X 2.00	SLIDING DOOR
05	W1	1.80 X 1.65	GLAZED WINDOW
06	W2	1.20 X 1.65	GLAZED WINDOW
07	W3	0.9X 1.20	GLAZED WINDOW
08	W4	0.9X 1.65	GLAZED WINDOW
09	W5	3.17X 1.65	GLAZED WINDOW
10	V1	0.60 X 0.60	LOUVERED VENTILATOR

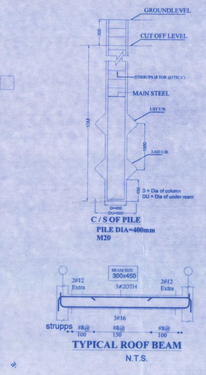

C / S OF PILE
PILE DIA=400mm
M20

TYPICAL ROOF BEAM
N.T.S.

AREA STATEMENT

PLOT AREA	=	1830 SQ M
STILT AREA	=	1176 SQ M
STILT AREA RES	=	32.00 SQ M
PARKING AREA	=	1144 SQ M
1ST FLOOR AREA	=	915 SQ M
2ND FLOOR AREA	=	915 SQ M
3RD FLOOR AREA	=	915 SQ M
4TH FLOOR AREA	=	915 SQ M
5TH FLOOR AREA	=	915 SQ M
TOTAL BUA	=	4575 SQ M

% of Coverage	Area	=	64.00 %
% of Opening	Area	=	36.00 %
% of Parking	Area	=	25.00 %
Floor Area	Ratio	=	2.5091
Building	Height	=	(18.00 Mtr)

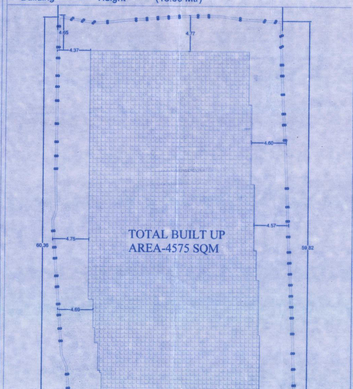

KEY PLAN

PLAN OF THE PROPOSED RESIDENTIAL BUILDING TO BE DEVELOPED BY ASHA REALTY DEVELOPERS PVT. LTD. ON THE LAND OF SRI BIPIN KUMAR &SRI. VIJAY KUMAR S/O LATE RAMESHWAR PRASAD SINGH AT. MOH. DAMUCHAK RASUIPUR ZILANI MAJHAULIA ROAD , P. S. - KAZI MOHAMMADPUR WARD NO. 27, ON KHATA NO. 293 KHESRA NO. 339 KA,KHA, GA, GHA , 340 THANA NO.348, DIST. MUZAFFARPUR SCALE 1:200

NORTH - LATE RAJESWARI PD. SINGH
SOUTH - R.S PLOT, NO- 340
EAST - DRAIN
WEST - MAJHAULIA ROAD

SCALE 1:200

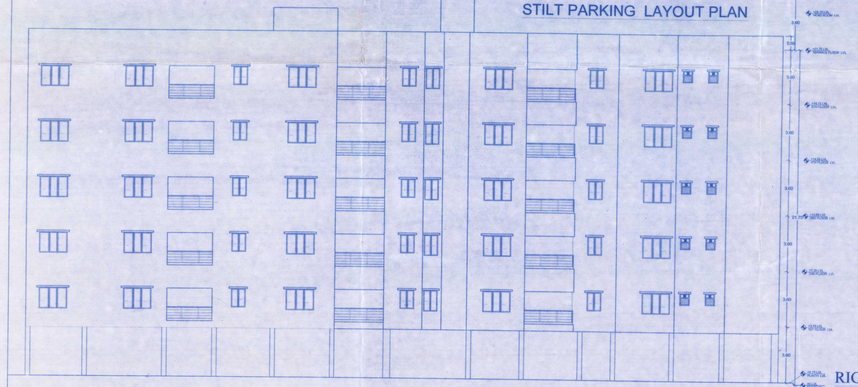

RIGHT ELEVATION

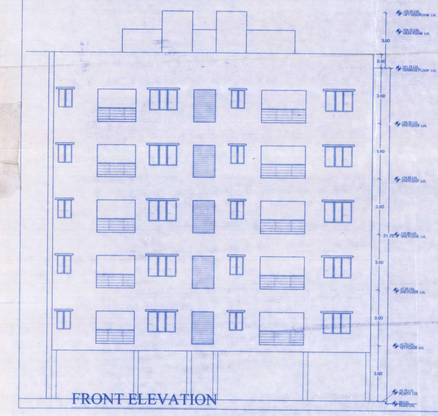

FRONT ELEVATION

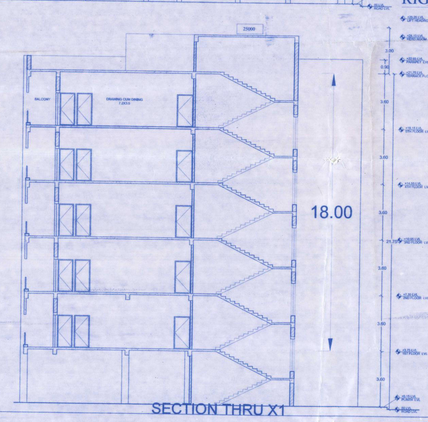

SECTION THRU X1

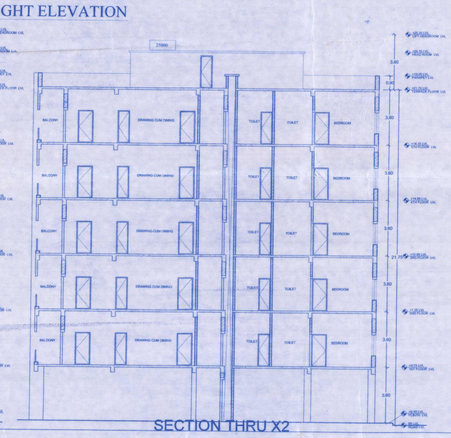

SECTION THRU X2

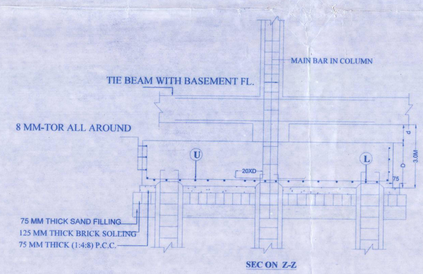

SEC ON Z-Z

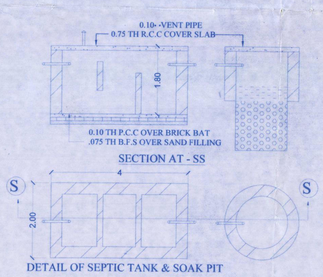

SECTION AT - SS

DETAIL OF SEPTIC TANK & SOAK PIT



ELEVATION

PLAN

DETAILS OFBOUNDARY WALL

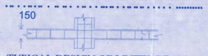

TYPICAL DESIGN OF LINTEL BEAM

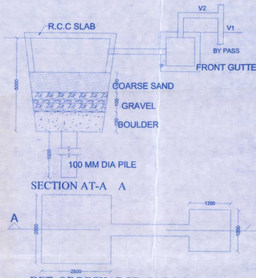

SECTION AT-A A

DET. OF RECHARGEABLE BORE WELL

DETAILS OF COLUMN REINFORCEMENT

COL. NO AS MKD	COLUMN SIZE	REINFORCEMENT DETAIL	DETAILS OF COLUMN: COLUMN SECTION	SHAPE OF LATERAL TIES	STIRRUPS
C1	10"X12"	(4 # 16D) + (2 # 12D)	4 # 16D, 2 # 12D, 2 # 16D	8 @ 6" c/c	8 @ 6" c/c
C2	10"X12"	(6 # 16D)	2 # 16D, 2 # 16D, 2 # 16D	8 @ 6" c/c	8 @ 6" c/c

L N.T.S.

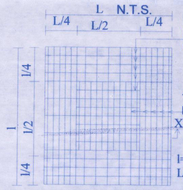

8 MM DIA DISTRBUTION BAR @200 C/C.

10 MM DIA MAIN BAR @150 C/C.

l= LONG SPAN
L= SHORT SPAN

PLAN SHOWING BOTTOM REINFORCEMENT

DETAILS OF ROOF SLAB

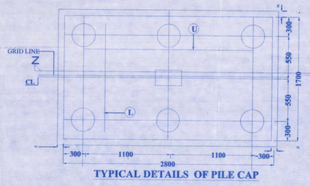

TYPICAL DETAILS OF PILE CAP

DESIGNED BY

Ar. Danish Siddiqui
CA/2011/53346
Padical Design Studio
Architects & Eminence

STRUCTURAL CONSULTANT:

Er. Rajeev Kumar
B. Sc. Engg. (Structure)
M.E.D.A., Lic.No.-C-16/2011
Kishunganj, Muzaffarpur

APPROVED BY:

ASHA REALTY DEVELOPERS PVT. LTD.
Authorised Signatory
ASHA VIHAR PROPERTIES PVT. LTD.
Authorised Signatory
APPLICANT'S SIGNATURE

20/1/2020
DIG/HG & FS
Fire Officer