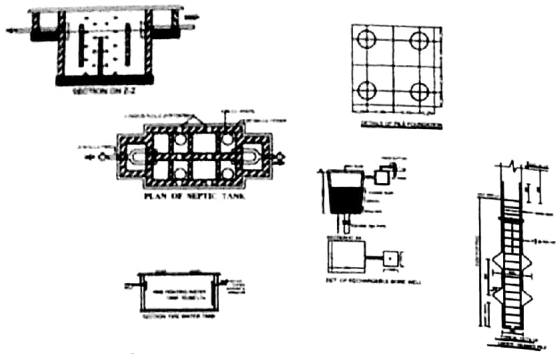

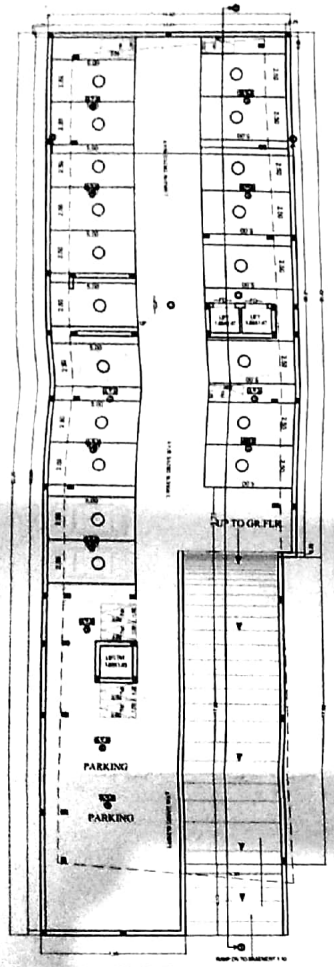

BASEMENT FLOOR PLAN
SCALE 1:100

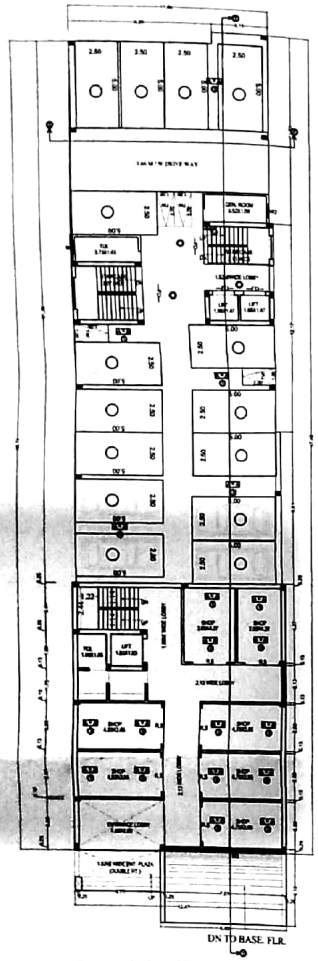

GROUND FLOOR PLAN
SCALE 1:100

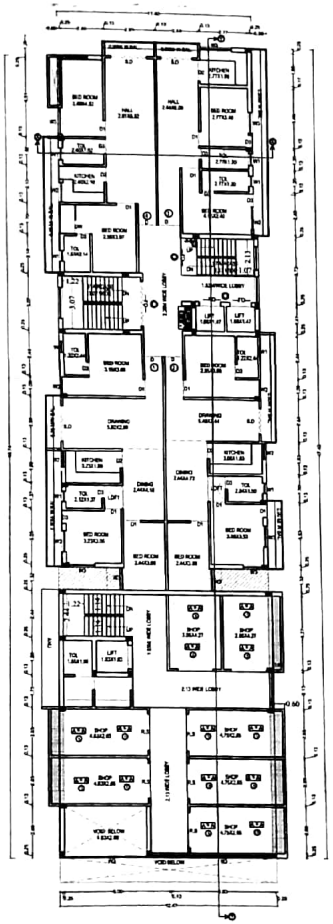

FIRST FLOOR PLAN
SCALE 1:100

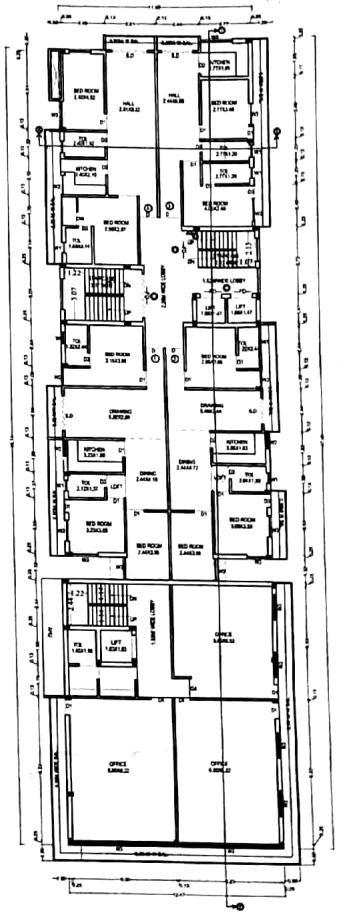

2ND & 3RD FLOOR PLAN
SCALE 1:100

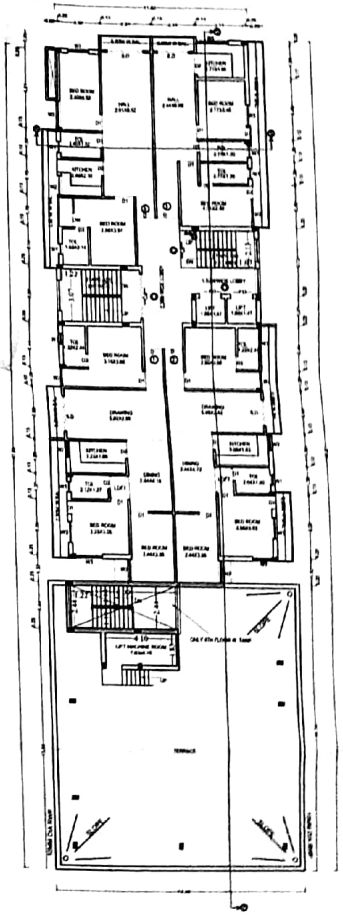

4TH,5TH & 6TH FLOOR PLAN
SCALE 1:100

RAIN WATER HARVESTING CALCULATION :-

REQUIRED 6 cum RECHARGING PIT/ TRENCH VOLUME PER 100 SQM OF TERRACE AREA
SQ. TERRACE AREA = 886.75 SQM
NEEDED VOLUME OF RECHARGING PIT =
(886.75/100) X 6 = 34.745 CUM
PROVIDED VOLUME OF RECHARGING PIT =
6.00X 3.00X2.00 = 36.00 CUM

FIRE LEGEND :-

01 HYDRANT OUT LET VALVE WET
02 HOSE REEL
03 REMAC CONNECTED TO FIRE BRIGADE/CONNECTED TO WET RISER
04 ELECTRICALLY INSULATED METAL STRIP
05 UNDER GROUND TANK OF 80,000 LTRS
06 OVH W.TANK FOR FIRE PURPOSE
07 ISOLATION PANEL
08 FIRE ALARM CALL POINT
09 AUDIABLE ALARM CALL POINT
10 LOUDSPEAKER IN OUTLET
11 CO2 FIRE EXTINGUISHER
12 FIRE RESISTANT DOOR
13 AUTOMATIC SMOKE DETECTOR
14 AUTOMATIC SPRINKLER INSTALATION

PARKING CALCULATION:-

PROPOSED COMMERCIAL PARKING
CAR PARKING FOR COMMERCIAL = 30%
REQUIRED CAR PARKING
= (370.35) X 30% = 111.105 sq.m
CAR PARKING FOR RESIDENTIAL = 25%
REQUIRED CAR PARKING
=2656.83 X 25% = 664.21 sq.m
TOTAL REQUIRED PARKING = 111.105+664.23 SQM
= 775.335 SQM
BASEMENT FLOOR PROVIDED PARKING AREA
= 700.50 sq.m.
GROUND FLOOR PROVIDE PARKING AREA
= 324.68 sq.m.
TOTAL PROVIDED PARKING CAPACITY
= 1025.18 sq.m.

SCHEDULE OF DOORS & WINDOWS

S.NO	TYPE	WIDTH	(M)	HEIGHT	DESCRIPTION
01	D	1.05	2.1	2.10	SINGLE LEAF DOOR
02	D1	0.90	2.1	2.10	SINGLE LEAF DOOR
03	D2	0.81	2.1	2.10	SINGLE LEAF DOOR
04	D3	0.76	2.1	2.10	SINGLE LEAF DOOR
05	D4	0.71	2.1	2.10	SINGLE LEAF DOOR
06	W	1.20	0.76	1.20	FIXED GLASS WINDOW
07	W1	1.50	0.76	1.20	FIXED GLASS WINDOW
08	W2	0.81	1.20	1.20	FIXED GLASS WINDOW
09	W3	0.61	0.76	1.20	FIXED GLASS WINDOW
10	D/W1	0.750X1.05	0.230	1.20	PVC DOOR WITH GLASS PANEL
11	D/W2	0.750X0.81	0.230	1.20	PVC DOOR WITH GLASS PANEL
12	D/W3	0.750X0.61	0.230	1.20	PVC DOOR WITH GLASS PANEL

SPECIFICATION:-

1. FOUNDATION : R.C.C. UNDER RAMED PCC TO ANTIFERIC E.M. (AS PER WITH R.C.C. AS PER STRUCTURAL ENGINEER)
2. SUPER STRUCTURE : 1:4:8 CLASS BRICK WORK IN CEMENT MORTAR (1 PART CEMENT WITH 4 PART COARSE SAND WITH 8 PART BRICK BAT)
3. PLINTH : HEIGHT FROM AVG. GL AS PER PLAN
4. FLOORING : GROUND FLOOR : 40 MM THICK CEMENT CONCRETE FLOORING OVER 100 MM THICK RAMMED BRICK BAT OVER SAND FILLING
5. ROOF : R.C.C. ROOF TO BE LAID OVER SAND FILLING AS PER PLAN
6. DOORS : COMMERCIAL DOOR WITH SAL WOOD
7. WINDOWS : ALL WINDOWS TO BE FIXED GLAZED PANELS
8. PLASTER : 12 MM THICK CEMENT PLASTER ON BOTH SIDE OF BRICK WORK
9. COLOURING : COLOUR OF WHITE WASH AS PER CHOICE

AREA CALCULATION :-

PLOT AREA = 1260.00 sqm

BASEMENT FLOOR BUILT AREA = 13.34 sqm
GR. FLOOR BUILT AREA = 213.16 sqm
1ST. FLOOR BUILT AREA = 544.10 sqm
(1ST. FLOOR BALCONY AREA = 18.73 sqm)
2ND. 3RD FLOOR BUILT AREA = 875.26 sqm
(2ND. 3RD FLOOR BALCONY BUILT AREA = 38.49 sqm)
4TH & 6TH FLOOR BUILT AREA = 366.72 sqm
(4TH & 6TH FLOOR BALCONY BUILT AREA = 20.10 sqm)

TOTAL BUILT AREA ALL FLOOR= 3027.26 sqm

F.A.R = Net Material area = 1617.38 /1260.00 = 2.33
Plot area

WATER TANK CALCULATION

COMMERCIAL CALCULATION :
CARPET AERA = 370.35/2 sqm = 185.17 sqm
@ 90M PER PERSON
TOTAL NO OF PERSON = 185.17/@ = 31 (person)
PER PERSON REQD. = 45 lt/day
TOTAL REQD AREA OF WATER TANK = 31x45 = 1395 ltrs.

RESIDENTIAL CALCULATION :
TOTAL NO. OF FLAT = 24 NOS.
EACH FLAT HAVING 5 PERSON
TOTAL NO. OF PERSON = 24 X 5 = 120 PERSON
PER PERSON REQD. AREA =135 lt/day
TOTAL REQD AREA OF WATER TANK = 120X135 = 16200 ltrs
FIRE WATER TANK = 10000 ltrs
TOTAL REQD AREA OF WATER TANK
= ((GF/FF)+(1395+16200+10000)= 27595 ltrs
PROVIDE AREA OF WATER TANK SIZE =
1) 6.00 X 2.44 X 1.20 = 0.15 = 17.568 cum
2) 3.84 X 3.07 X 1.20 = 0.15 = 13.408 cum
TOTAL PROVIDE WATER TANK CAPCITY = 30977 LTRS

SEPTIC TANK CALCULATION:

COMMERCIAL CALCULATION :
CARPET AERA = 370.35/2 sqm = 185.17 sqm
@ 90M PER PERSON
TOTAL NO OF PERSON = 185.17/@ = 31 person
PER PERSON REQD. = 0.065 cft/ m/day
REQD AREA OF SEPTIC TANK = 31x0.065=2.836 cft/ m/day
TOTAL NO OF FLAT = 24 NOS.
EACH FLAT HAVING 5 PERSON
TOTAL NO. OF PERSON = 24 X 5 = 120 PERSON
PER PERSON REQD. = 0.065 cft/ m/day
REQD AREA OF SEPTIC TANK = 120X0.065=10.2 cft/ m/day
TOTAL AREA OF SEPTIC TANK = 10.20+2.836 = 12.836 cft/ m/day

AREA OF SEPTIC TANK SIZE = 3.90X2.60 X1.80 = 15.75 cft/ m
TOTAL PROVIDE AREA OF SEPTIC TANK = 15.75 cft/ m

PLOT DETAILS :-

PROPOSED COMMERCIAL cum RESIDENTIAL BUILDING FOR
PLOT DETAIL :-
BRINDA RESIDENCY PVT. LTD. KAUTILYAPURI GAYA
THROUGH ITS DIRECTOR SRI BRIJKISHOR MISHRA
ON M.S PLOT NO:- 1461(OLD) 1691 KA , KHA (NEW)
HOLDING NO:- 1662A , WARD NO.-6(OLD)5 WARD NO - 26
PRESENT VALUATION WARD NO.-32 P.S-CIVIL LINES
NOW RAMPUR
DIST.- GAYA

SHEET NO	SCALE	NORTH
P.M.C.-01/01	1 : 100 1 : 200	

SIGNATURE OF OWNER

SIGNATURE OF ARCHITECT / ENGINEER

Scanned by CamScanner