FOR HIGH RISE RESIDENTIAL CUM COMMERCIAL BUILDING HEIGHT MORE THAN 18M & UPTO 21 M.

SCHEDULE OF DOORS & WINDOWS

Type	Width	Height	Sill	Lintel	Description
D	1200	2100		2100	Single Panel Door
D4	900	2100		2100	Single Leaf Door
D5	1050	2100		2100	Double Leaf Door
D6	975	2100		2100	Single Leaf Door
D7	1200	2100		2100	Double Leaf Door
W4	1650	1650	900	2550	Sliding Window
W5	1200	1650	900	2550	Sliding Window
W	1800	1650	900	2550	Sliding Window
W6	1350	1650	900	2550	Sliding Window
SD17	2150	2550	—	2550	Sliding Shutter & Single door
RS1.SD1	2985	2550	—	2550	Sliding Shutter & Single door
RS2.SD2	2340	2550	—	2550	Sliding Shutter & Single door
RS2.SD3	2925	2550	—	2550	Sliding Shutter & Single door
RS4.SD4	3315	2550	—	2550	Sliding Shutter & Single door
RS5.SD5	4700	2550	—	2550	Sliding Shutter & Single door
RS6.SD6	4200	2550	—	2550	Sliding Shutter & Single door
RS7.SD7	2125	2550	—	2550	Sliding Shutter & Single door
RS8.SD8	4125	2550	—	2550	Sliding Shutter & Single door
RS9.SD9	3825	2550	—	2550	Sliding Shutter & Single door
RS10.SD10	2400	2550	—	2550	Sliding Shutter & Single door

LD	Lift Door as/Specification		Lift Door
FD	Fire Door as/Specification		Lift Door

Openings Schedule For Door-Window and Clear Glass Plaster Thickness should be Considered.

LEGEND

	230 mm thick Wall Mass Brick
	100 mm thick Masonry Wall
	10mm thk Waterproofing Plaster
	12 mm thk Superwhite Tiles
	20 mm thk Sandfinish Plaster

BUILDING HEIGHT MORE THAN 18M & UPTO 21 M.

PARGANA-BISHANPUR(JAL) NO -6300,THANA NO -342
WARD NO -31,NEW ANCHAL-MUSHAKHAL
KHATA NO -46 & 190,KHESRA
NO -3361PNEW ,246NEW 195,194 191OLD
DIST -MUZAFFARPUR.

PLOT DETAIL :-

BOUNDARY DETAIL :-

NORTH - RAM AUTAR DAS
SOUTH - 20-0" ROAD
EAST - LAND OWNER
WEST - MAIN ROAD

SHEET DETAIL :-

TYPICAL HARVESTING TANK PLAN	01
PLOT PLAN	01
GROUND FL. PLAN & SECTION	02
BASEMENT FL. PLAN	03
SEPTIC TANK PLAN & SECTION	04
(9) TYPICAL DETAIL OF PILE FOUNDATION	05
BLOCK CUTTING PLAN	06
SOWN COVERED IN BUILDING	07
FLOOR PLAN	08

SHEET NO	SCALE	NORTH.
01 / 04	00m 02m 04m	

REQUIRED GREEN AREA = 10% OF TOTAL PLOT AREA
= 0.01 X 1351.66
= 135.16 SQ. M

PROVIDED GREEN AREA ON PARKING GROUND LEVEL =75.45 SQ.M
PROVIDED GREEN AREA ON TERRACE =52.36 SQ.M

TOTAL PROVIDED GREEN AREA = 167.81 SQ.M

EMERGENCY EVACUATION ASSEMBLY AREA CALCULATION

REQUIRED AREA FOR 1 PERSON TO STAND = 0.37 SQ.M
ASSEMBLY OCCUPANT NO. = 60 % FOR OVERCROWDING = 60 % OF 49 =27
NO. OF PERSONS ALLOWED TO STAND = 27 / 0.37 = 73 PERSONS
AREA REQUIRED FOR 27 PERSON TO STAND (OVERCROWDING) = 10 SQ.M
SQUARE AREA FOR 100 PERSON TO STAND (NUSHAKHAL) =35 SQ.M
ASSEMBLY OCCUPANT NO. = 60 % FOR OVERCROWDING = 60 % OF 135 = 81
TOTAL REQUIRED EMERGENCY EVACUATION ASSEMBLY AREA = 45 SQ.M
COMMERCIAL =RESIDENTIAL = 36 SQ.M

PROVIDED EMERGENCY EVACUATION ASSEMBLY AREA= 47.53 SQ.M

OVER HEAD WATER TANK & FIRE FIGHTING TANK CALCULATION

ACCOMODATES TO N.B.C WATER REQUIREMENT FOR DESIGNED OCCUPANCIES

TYPE OF OCCUPANCY	WATER REQUIREMENT
COMMERCIAL	45 LTRS/HEAD/DAY
RESIDENTIAL	135 LTRS/HEAD/DAY

COMMERCIAL:
NO. OF PERSONS OCCUPYING 1ST FLOOR = 45 PERSONS
WATER REQ. FOR UTILITY USE = 45 X 45 = 2025 LTRS
FOR FIRE FIGHTING REQ. OVERHEAD TANK = 5,000 LTRS
REQUIRED OVERHEAD TANK FOR COMMERCIAL USE
= 2,025 (UTILITY USE) +5,000 (FIRE FIGHTING OVERHEAD TANK)
=12,025 LTRS.

RESIDENTIAL:
NO. OF PERSONS OCCUPYING 1ST TO 6TH FLOOR = 135 PERSONS
WATER REQ. FOR UTILITY USE = 135 X 115 = 15,525 LTRS
FOR FIRE FIGHTING REQ. OVERHEAD TANK = 25,000 LTRS
REQUIRED OVERHEAD TANK FOR RESIDENTIAL USE
=15,525 (UTILITY USE) +25,000 (FIRE FIGHTING OVERHEAD TANK)
=40,525 LTRS.

TOTAL COMMERCIAL+RESIDENTIAL:
TOTAL REQUIRED WATER TANK =12,025 LTRS +40,525 LTRS
=52,550 LTRS

TOTAL PROVIDED = (1) - (OVERHEAD TANK) 25,000 LTRS
(2) - (UNDERGROUND TANK) 20,000 LTRS
(3) - (SUMP) 8,000 LTRS
TOTAL PROVIDED WATER TANK=60,000 LTRS
[25,000 LTR (OVERHEAD TANK) + 20,000 LTR (UNDERGROUND TANK) + 8,000 LTR (SUMP)]

RAINWATER HARVESTING SUMP CALCULATION

TERRACE FLOOR MAX AREA = 649.90 SQM
RAIN WATER HARVESTING SUMP REQ. 6.0 PER
EQUIRED CAPACITY OF SUMP = 6.49 X 6 = 38.94 CUM
EQUIRED 100 SQM. OF TERRACE AREA

PROVIDED RAINWATER HARVESTING TANK SIZE
= 5.0×15.0×2.0 = 625 CUM

SEPTIC TANK CALCULATION

TOTAL NO OF PERSONS ON ALL THE FLOORS
COMMERCIAL + RESIDENTIAL] = 170

PROVIDED SEPTIC TANK OF SIZE
= 3.2'X 2.5'X 2.0' = 16.0 CU.M

TOTAL REQ. SEPTIC TANK OF SIZE = 14.45 CU.M

1 PERSON NEED 0.085 CUM. CAPACITY OF SEPTIC TANK
TOTAL PERSONS NEED = 170 X 0.085 = 14.45 CU. M (REQ.)

FAR CALCULATION

	B/U AREA	COMMERCIAL	RESIDENTIAL
BASEMENT FLOOR			225.73 SQ. M
GROUND FLOOR	251.18 SQ. M	67.65 SQ. M	
FIRST FLOOR	266.64 SQ. M	465.05 SQ. M	3727.3 SQ. M
SECOND FLOOR		465.05 SQ. M	
THIRD FLOOR		465.05 SQ. M	
FOURTH FLOOR		465.05 SQ. M	
FIFTH FLOOR		465.05 SQ. M	
SIXTH FLOOR		465.05 SQ. M	
TOTAL B/U AREA	4868.89 SQ. M	3727.30 SQ. M	
GRAND TOTAL	3727.30 SQ. M		

TOTAL PLOT AREA AS PER DEED = 1351.66 SQ.M
TOTAL PLOT AREA AS PER SITE = 1351.66 SQ.M

GRAND TOTAL B/U AREA = 3727.30 SQ. M
F.A.R = 3727.30 / 1351.66 = 2.75

SETBACK DETAILS

FOR RESIDENTIAL CUM COMMERCIAL BUILDING MORE THAN 18M AND UPTO 21M IN HT.

AS PER BY-LAWS
FRONT SETBACK=7.5M
REAR SETBACK = 4.5M
SIDE SETBACKS =4.5M

PROVIDED SETBACKS
FRONT SETBACK=7.5M
REAR SETBACK = 4.5M
& SIDE SETBACKS =4.5M

PARKING CALCULATION

25 % OF RESIDENTIAL B/U AREA= 0.25 X2977.24 = 719.31 SQ.M
30 % OF COMMERCIAL B/U AREA= 0.30 X 488.09=146.43 SQ.M
TOTAL REQUIRED PARKING AREA=865.74 SQ.M

TOTAL PARKING AREA IN BASEMENT FLOOR = 650.38 SQ. M
TOTAL PARKING AREA ON GROUND FLOOR = 233.98 SQ. M

TOTAL PROVIDED PARKING AREA = 884.36 SQ. M

POPULATION DENSITY CALCULATION

COMMERCIAL:
TOTAL B/U AREA=488.09 SQ.M
TOTAL CARPET AREA=488.09 / 2=244 05 SQ.M
TAKING DENSITY OF 650 M PER PERSON=244 05/.6
TOTAL NO. OF PERSONS = 45 PERSONS

RESIDENTIAL:
NO. OF FLATS ON 1ST FL. = 3(EACH)
NO. OF FLATS ON 4TH & 5TH FL. = 5(EACH)
NO. OF FLATS ON 2ND, 3RD & 6TH FL. = 4(EACH)
TOTAL NO. OF RESIDENTIAL FLATS ON 1ST TO 6TH FLOOR
= 3+(4X3)+(5X2) =3+12+10 = 25 FLATS

CONSIDERING EACH FLAT HAVING 5 PERSONS.
TOTAL NO. OF PERSONS OCCUPYING RESIDENTIAL FLATS
= (25 X 5) = 125 PERSONS

COMMERCIAL+RESIDENTIAL:
TOTAL NO OF PERSONS (COMMERCIAL + RESIDENTIAL)
=45+125 = 170 PERSONS

NAME OF THE DEVELOPER & ADDRESS :-

MAHBHUTESH REALITY
C/O.SRI GAJENDRA PD. SINGH PANCHAYATI COLONY,
MITHANPURA RAMNA,MUZAFFARPUR

NAME OF THE OWNER :-

JAGDISH LAKESHRI PD. JAYASWAL,
SRI LAKESHRI PD. JAYASWAL,
RADHYNANDAN PD. JAYASWAL,
SHANTI KUMARI JAYASWAL,
(4)MT KAJAL JAYASWAL,
WO-SRI NIRESH PD. JAYASWAL,
WO-SRI SURENDRA PD. JAYASWAL.

SIGNATURE OF OWNER

Er. Abhishek Kumar
M.I.C. Lic. No.-C-03-2017
Rewa Road Begamganj
Muzaffarpur-843101

SIGNATURE OF STRUCTURAL ENGINEER

S. SUMIT KUMAR
CIVIL ARCHITECTS
Regd. No. BR-01

SIGNATURE OF ARCHITECT

SITE PLAN
[SCALE= 1:200]

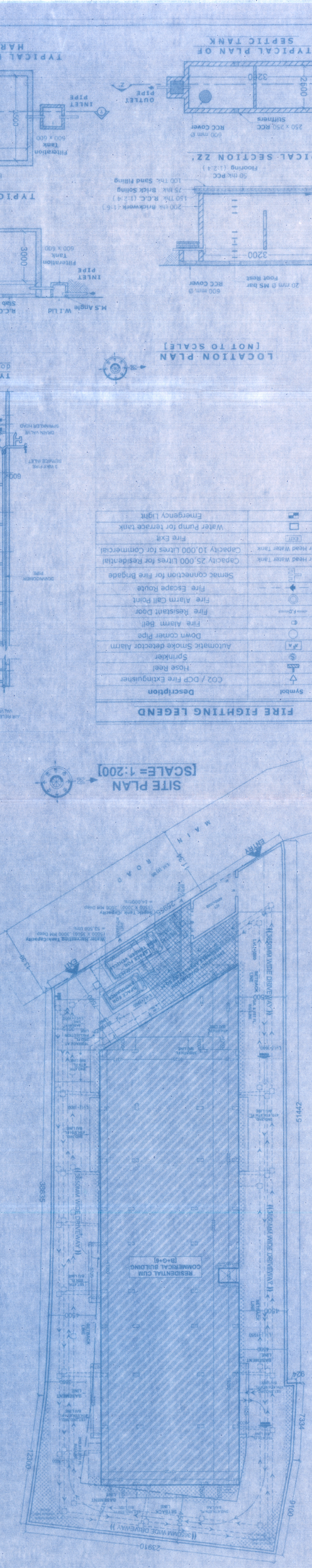

KEY PLAN
[NOT TO SCALE]



LOCATION PLAN
[NOT TO SCALE]

TYPICAL PLAN OF SEPTIC TANK

TYPICAL SECTION Y-Y'

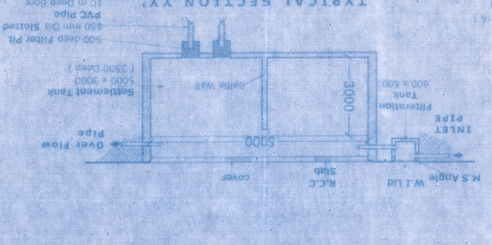

TYPICAL SECTION Z-Z'

TYPICAL PLAN OF RAINWATER HARVESTING TANK

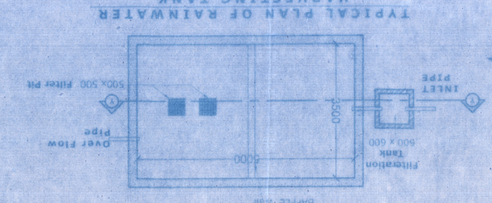

TYPICAL SECTION OF PILE FOUNDATION



PILE CAP SECTION
DETAIL M-M

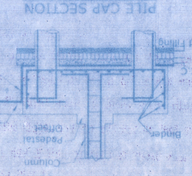

TYPICAL SECTION OF RAINWATER HARVESTING TANK

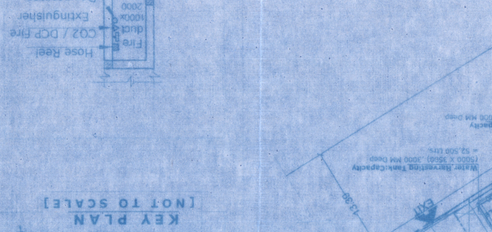

FIRE FIGHTING LEGEND

Symbol	Description
	CO2 / DCP Fire Extinguisher
	Hose Reel
	Automatic Smoke detector Alarm
	Sprinkler
	Down Comer Pipe
	Fire Alarm Bell
	Fire Resistant Door
	Fire Alarm Call Point
	Fire Escape Route
	Siamese Connection for Fire Brigade
	Fire Exit
	Water Pump for Interace Tank
	Emergency Light

SPECIFICATIONS

01. FOUNDATION :- R.C.C. PILLAR ON PILE FOUNDATION AS PER STRUCTURAL DESIGN.
02. SUPER STRUCTURE :- R.C.C. FRAMED STRUCTURAL AS PER STRUCTURAL DESIGN.
03. BRICKWORK :- 230 THK. & 115 THK. BRICK WORK IN CM (1:6) MORTAR.
04. FLOORING :- MOSAIC CAST-IN-SITU FLOORING OF SIZE 200 X 200 X 60 MM THICK ON CONCRETE BED.
05. WALL FINISH :- INTERNAL :- ALL INTERNAL SURFACE SHALL BE PROPERLY WITH CEMENT PLASTER IN CM (1:6) MORTAR. EXTERNAL :- ALL EXTERNAL SURFACE OVER BRICK WORK WITH CEMENT PLASTER IN CM (1:4) MORTAR.
06. DOOR :-
DOOR OF 1.5X1 :- MAIN ENTRANCE DOOR WITH SOLID CORE FLUSH SHUTTER 35MM THK SOLID CORE FLUSH DOOR SHUTTER.
07. WINDOW :-
(i) FRAME :- 63X100 TH. SAL WOOD FRAME
(ii) SHUTTER :- 63X100 TH. WOOD CASEMENT WINDOW WITH 5MM THK GLASS PANEL.
08. FITTINGS :-
(i) SANITARYWARE :- WHITE GLAZED VITREOUS SANITARYWARE AS PER I.S.I MARK
(ii) TAPS :- CHROME PLATED BRASS TAPS OF I.S.I MARK
09. PAINTING :-
(i) INTERNAL :- WHITE WASH IN 3 COATS
(ii) EXTERNAL :- PLASTER PAINT OF APPROVED QUALITY AND SHADE
10. WATER SUPPLY :- SOURCE OF WATER SUPPLY BY MEANS OF OWN BOREWELL & OVERHEAD TANK

GROUND FLOOR PLAN

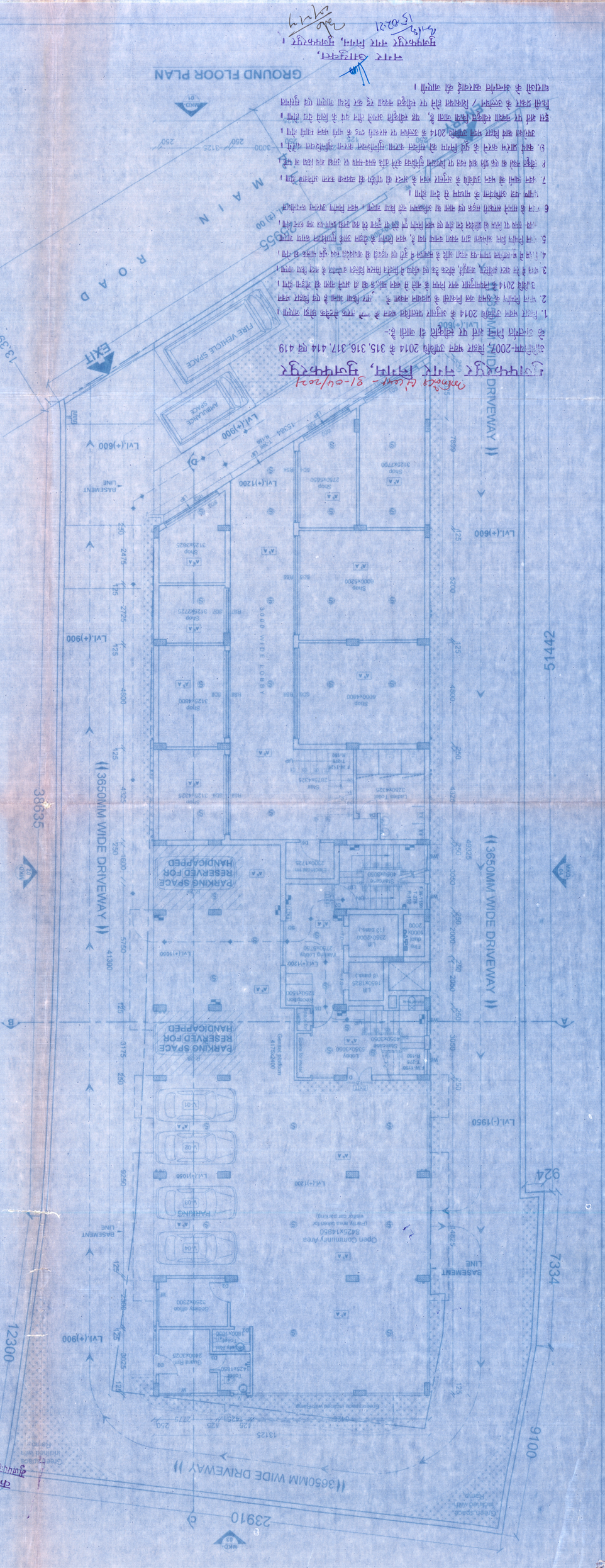

BASEMENT FLOOR PLAN

Asst. Engineer
M.M.C., Muz