Provisional fire clearance below 21 meters height

Letter No. ...77...../Muzaffarpur 2019

OFFICE OF THE FIRE STATION OFFICER, MUZAFFARPUR

From,

Santosh Kumar Panday
Fire station Officer
Muzaffarpur

Dated: 26 /02 /2019

To,

Mr. SURENDRA PD. JAYASWAL AND OTHERS,

Sub:- The views regarding proposed B+ G+6 (Residential cum commercial) Building below 21 Mtrs in height to be constructed at SALAHPUR BUDHAN ALIAS ATTARDAH , THANA NO.- 342 , KHATA NO.- 46 N & 190, KHESRA NO.- 349, 348 N, WARDNO- 31, CIRCLE- MUSHAHARI DIST.- MUZAFFARPUR

Sir,

Please refer to your Letter No Nill Dt. 26 /02 /2019 through which this aforesaid plan has been seen to us for examination which was examined.

During Examination it was found that B+ G+6 (Residential cum commercial) building shall be constructed on 13.39M. wide road belongs to SURENDRA PD. JAYASWAL AND OTHERS AT- SALAHPUR BUDHAN ALIAS ATTARDAH , THANA NO.- 342 , KHATA NO.- 46 N & 190, KHESRA NO.- 349, 348 N, WARDNO- 31, CIRCLE- MUSHAHARI DIST.- MUZAFFARPUR , BIHAR,

We clear the plan after given following advice/suggestions/recommendations of the following Fire precautionary measures based on N.B.C. guideline and the local circumstances and local building by laws which must be followed by the concerned architect/Developer/Land owner.

1) Construction
   a) The whole construction of the proposed building shall be carried out as per approved plan Drawing conforming the elevant building rules of local Municipal Corporation, as per building by laws Bihar 2014.
   b) The Interior Finish Decoration of the building shall be made low flame spread materials conforming I.S. specification.
   c) Provision of ventilation at the crown of the central core-duct of the building shall be provided
   d) Arrangement shall have to be made for sealing all the vertical ducts by the materials of adequate Fire resisting capacity.
   e) The door area exceeds 750m2 shall be suitably compartmented by separation wall up to ceiling level having at least two hrs Fire resisting capacity.
2) Open Space & Approach.
   a) The open space surrounding the building shall conform the relevant building rules as well as permit the accessibility and maneuverability of Fire appliance with turning facility.
   b) The approach roads shall be sufficiently strong to with stand the load of Fire engine weighting up to 20 M.T.
   c) The width and height of the access gates into the premises shall not less than 5m. respecting abutting the road.
3) Stair Case
   a) The Staircase of the building shall be enclosed type. Entire construction shall be made of brick/R.C.C. type having Fire resisting capacity not less 4 hours respectively marked in the plan.
   b) The staircase of the building shall have permanent vents at the top equal to 5% of the cross sectional area of the staircase enclosure and open able sashes at each floor level equal to 15% of the said cross section are shall have to be provided in the external wall of the building.
   c) All the Staircase of the building shall be negotiable to each other in each floor without entering into any room and shall be extended up to respective terrace. The roof of the stair wall shall be above the surrounding roof area.

we suggest the following Fire precautionary measures based on N.B.C. guide line and the circumstances.

1) Construction
   a) The whole construction of the proposed building shall be carried out as per approved plan drawing conforming the relevant building rules of local Municipal Corporation.
   b) The Floor area exceeds 750m2 shall be suitably compartmented by separation wall up to celling level having at least two hrs Fire resisting capacity.
   c) The merrier Finish Decoration of the building shall be made low flame spread materials conforming I.S. specification.
   d) Provision of ventilation at the crown of the central core-duct of the building shall be provided.
   e) Arrangement shall have to be made for sealine all the vertical duety by the materials of adequate Fire resisting capacity.
   Open space & Approach

2) Open space & Approach
   a) The open space surrounding the building shall conform the relevant building rules as well as perm I the accessibility and maneuverability of Fire appliance with arrange facility.
   b) The approach roads shall be sufficiently strong to with stand the land of Firre engine weighting up to 20 M.T.
   c) The width and height of the access gates into the premises shall not less than 4.5 m. and 5m respecting

3) Stair Case
   a) The staircase of the building shall be enclosed type entire construction shall be made of brick/R.C.C. type having Fire resisting capacity not less 4 hours respectively marked in the plan.
   b) The staircase of the building shall have permanent vernts at the top equal to 5% of the cross sectional area of the staircase enclosure and openable sashes at each floor level equal to 15% of said cross section
   c) All the staircase of the building shall be negotiable to each other in each floor without entering into any room and shall be extended up to respective terrace. The roof of the stair wall shall be 1m conform the building rules.

4) Lift
   a) The wall of the lift enclosure of the building shall be at last two hours Fire resisting type respectively marked in the plan with the event at top of area not less than 0.2sq. mt.
   b) The Lift of the building shall be designed at high speed "Fire Lift" and conspicuously indicated marked in the plan.
   c) In case of failure of normal electric supply it shall automatically trip over to alternate supply. For apartment house these changeover of supply could be done throught manually operated change over switch. Alternatively, the lift shall be so wired that in case power failure, it comes down at the ground level land come to stand still with door open.
   d) Arrangement shall be provided for extraction of smoke in all the lift shaft by incorporation smoke venting system designed to permit 30 air changes per hour in case of Fire and shall be of such design as to operate on actuation of sprinkler of Fire Alarm. In case failure normal electric supply. At shall automatically trip to alternate supply.
   e) All other requirements shall conform the I.S. specification including the communication facility in the lift car connecting with the Fire Control room of the building.

5) That entire building be equipped with automatic alarm system & sprinkler's installation.
6) That an underground static water tank of not less than 50,000 liters. Capacity with automatic refilling arrangement preferably on front side where Fire Brigade vehicles can lunch easily & overhead water static tank of not less than 20,000 liters capacity provided for fire fire fighting before occupancy.
7) That active fire Protection system such as wet cum down corner system with landing vale and house reel at each floor in corp orate with 900LPM pump at terrace level, ISI marked fire extinguishers as per IS 2190/1992, F.R. Cheek door, manual call alarm point Fire safety luminescent sign & other Fire Precautionary measures as mentioned in NBC be provided before occupancy.
8) That electric cables must be shield at each floor with in tumescent coating.
9) That the internal finishing shall be non-combustible or class-I surface spread of flame.
10) That AMC should be given qualified firm or person for the maintenance of above recommended Fire equipments.
11) That fire exit drill be carried out regularly at least twice in a year after occupation.
12) That the ground floor should be equipped with automatic sprinkle's installation and must have to separate exits if the area of basement is more than 200m2.
13) That the refuse are of 15m to above 8th floor be made available as per NBC norms.
14) That the set back shall be cheeked by the architect

26/02/19

अग्निशामालय पदाधिकारी
मुजफ्फरपुर

d) The width of staircases and corridor and travel distance of difference categories shall have to conform the relevant building rules.

4) Lift
   a) The wall of the lift enclosure of the building will be at least two hours Fire resisting type respectively marked in the plan with the event at top of area not less than 0.2 sq.mt.
   b) The lift of the building shall be designed at high speed "Fire Lift" and conspicuously indicated marked in the plan.
   c) In case of failure of normal electric supply it shall automatically trip over to alternate supply. For apartment house these channeover of supply could be done thought operated change over switch. Alternatively, the lift shall be so wired that in case power failure, it comes down at the ground level land come to stand still with door open.
   d) Arrangement shall be provided for extraction of all the lift shaft by incorporation smoke venting system designed to permit 30 air changes per hour in case of Fire and shall be of such design as to operate on actuation of sprinkler or Fire Alarm. In case failure normal electric supply. At shall automatically trip to alternate supply.
   e) All other requirements shall conform the I.S. speciation including the communication facility in the lift car connecting with the Fire Control Room of the building.
5) That entire building be equipped with automatic alarm system & sprinkler's installation.
6) That an underground static water tank of not less than 50,000 liters. Capacity with automatic refilling arrangement preferably on front side where Fire Brigade vehicles can reach easily & overhead water static tank of not less than 44,910 liters capacity provided for the fire fighting before occupancy.
7) That active fire Protection system such as wet cum down comer system with landing valve and house reel at each floor in corporative with 900LPM pump at terrace level, ISI marked fire extinguishers as per IS 2190/1992, F.R. cheek door, manual call alarm point Fire safety luminescent sign & other Fire precautionary measures as mentioned in NBC be provide before occupancy.
8) That electric cables must be shield at each floor with insumescent coating.
9) That the internal finishing shall be non-combustible or class-1 surface spread of flame.
10) That AMC should be given qualified firm or person for the maintenance of above recommended Fire equipments.
11) That fire exit drill be carried out regularly at least twice in a year after occupation.
12) That the building must be construed on 40 feet wide road because Architect is the passing authority & it is his responsibility not the fire service.
13) That the ground floor should be equipped with automatic sprinkler's installation and must have two separate exits if the area of basement is more than $200m^2$.
14) That the refuse are of 15m to above 8th floor be made available as per NBC norms.
15) That the set back shall be cheeked by the architect passing authority as per the established rule. If anything wrong, the architect/Passing authority shall be held responsibility.
16) It is hereby made also clear that uncase of any legal dispute arising in future , in which above recommendations have not been complied, the responsibility will fall entirely upon the Developers/Architect/Land/owner.
17) It is herby made also clear that this office (Fire station office) Muzaffarpur is not responsible for any legal disputer for the land upon which the proposed building shall be constructed. This shall be treated as provisional. On compliance of all the above Fire and life safety recommendations, this office shall be approached for necessary inspection and testing of the installation, final in favor of the occupancy shall be issued on being satisfied with the tests and Performances of safety aspects of installation of the building.

N.B.C. Any deviation and changes the nature of use fof the building in respect of the approved plan drawing without obtaining prior permission form this office this provisional will be treated as cancelled.

The maps are being return with sign & stamp

Encl-above

Yours faithfully

26/02/19

(Santosh Kumar Panday)

अग्निशामालय पदाधिकारी
मुजफ्फरपुर



SOUTH SIDE ELEVATION

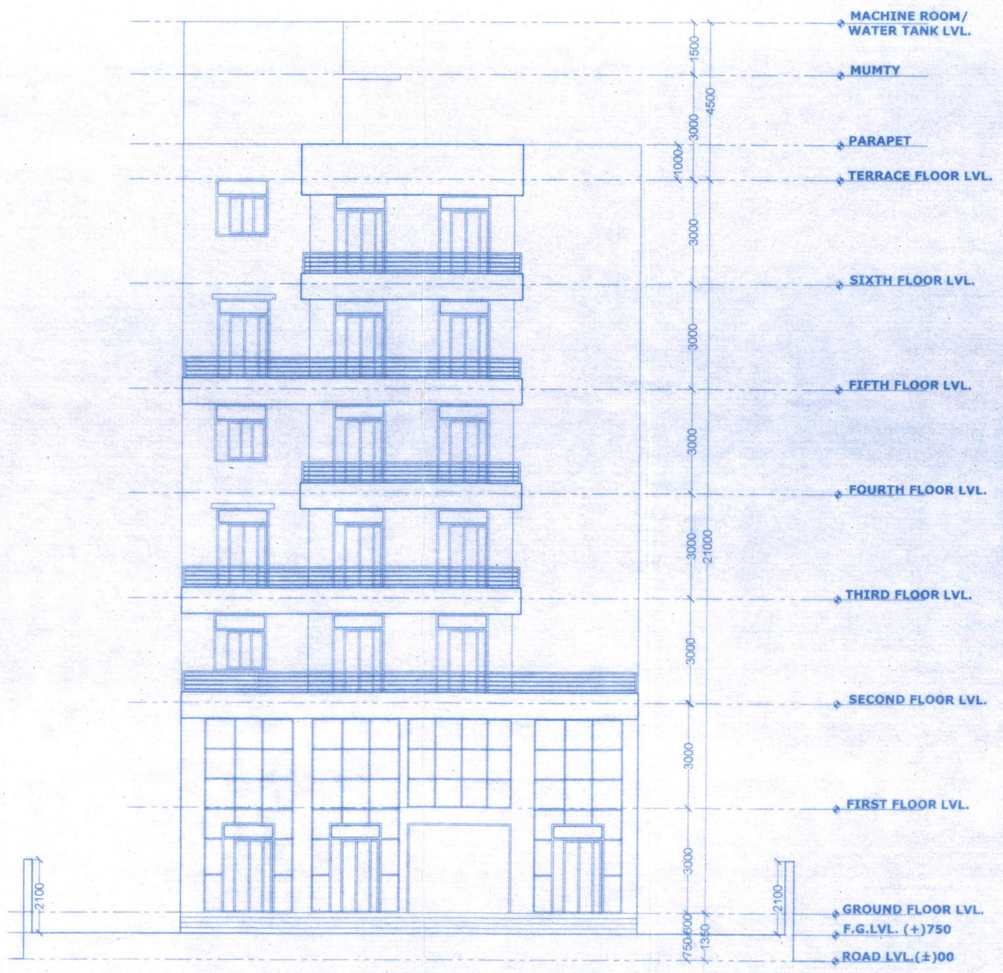

WEST SIDE ELEVATION

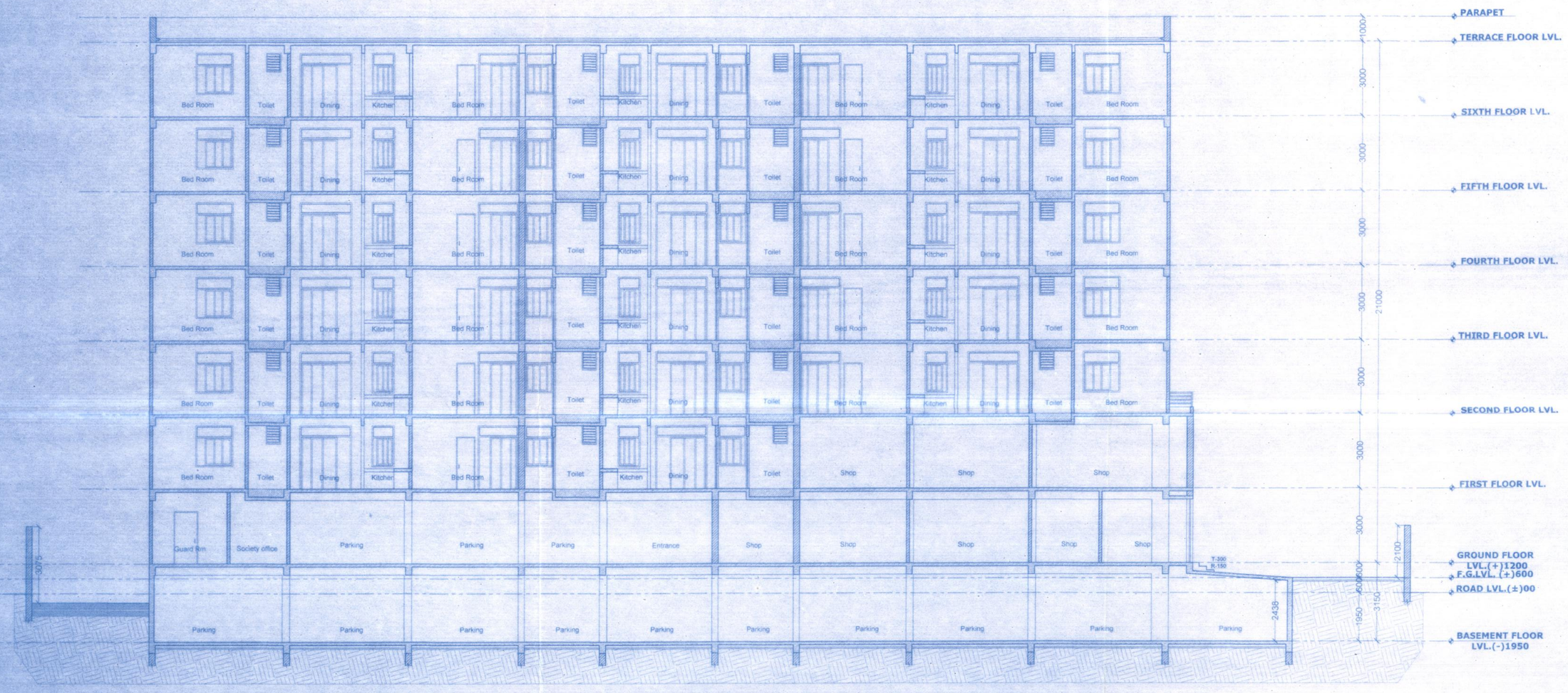

SECTION-CD

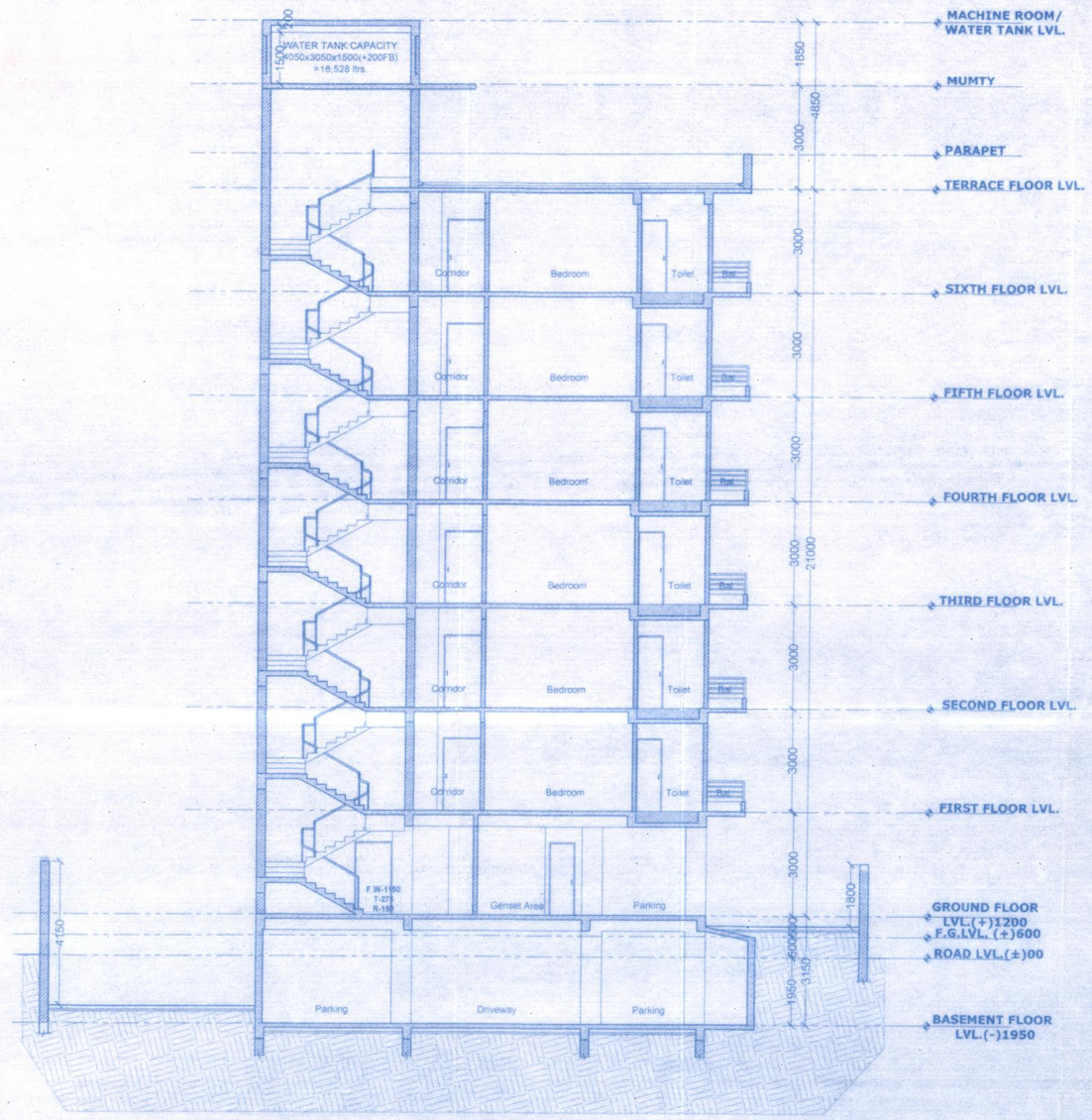

SECTION-AB

FOR HIGH RISE RESIDENTIAL CUM COMMERCIAL BUILDING HEIGHT MORE THAN 18M & UPTO 21 M.

DETAIL OF BUILDING :-

RESIDENTIAL CUM COMMERCIAL BUILDING HEIGHT MORE THAN 18M & UPTO 21 M.

NAME OF THE OWNER :-

(1)SRI SURENDRA PD. JAYASWAL.
S/O-SRI LATE LAKSHMI PD. JAYASWAL.
(2)SRI NRIPESH PD. JAYASWAL.
S/O-SRI LATE LAKSHMI PD. JAYASWAL.
(3)SMT.KARUNA JAYASWAL.
W/O-SRI NRIPESH PD.JAYASWAL.
(4)SMT.KALA JAYASWAL.
W/O-SRI SURENDRA PD.JAYASWAL.

NAME OF THE DEVELOPER & ADDRESS :-

MADHUTECH REALITY
C/O-SRI GAJENDRA PD. SINGH,PANCHWATY COLONY,
MITHANPURA RAMNA,MUZAFFARPUR.

PLOT DETAIL :-

MAUZA - SALAHPUR BUDHAN ALIAS ATTARDAH
PARGANA-BISHARA TAUZI NO.-6300,THANA NO.-342,
WARD NO.-31,NEW ANCHAL-MUSHARI,
KHATA NO.-46 New & 190 New,
KHESRA NO.-349 NEW,348NEW,195,194,191 OLD,
DIST.-MUZAFFARPUR.

BOUNDARY DETAIL :-

NORTH - RAM AUTAR DAS
SOUTH - SITA RAM
EAST - VIVEKANAND CHOUDHAI
WEST - MAIN ROAD

SHEET DETAIL :-

(1)SOUTH & WEST SIDE ELEVATIONS
(2)SECTIONS - A-B & C-D

SHEET NO.	SCALE	NORTH.
3 / 3	1 : 100	

SIGNATURE OF OWNER

Br. Abhishek Kumar 10/01/19
Structure Engineer
M.M.C. Lic. No.-C-03-2017
Rewa Road Bhagwanpur
Muzaffarpur-842001

SIGNATURE OF STRUCTURAL ENGINEER

SIGNATURE OF ARCHITECT

26/02/19
अग्निशामालय पदाधिकारी
मुजफ्फरपुर

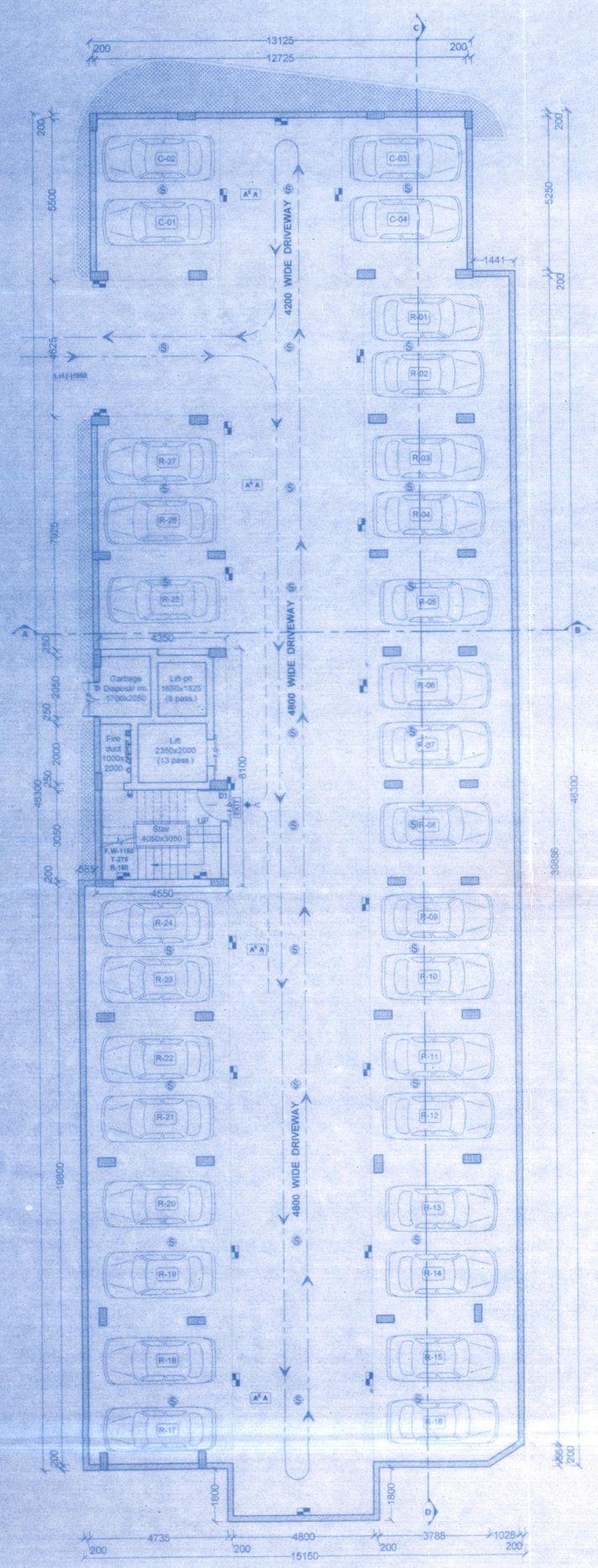
4200 WIDE DRIVEWAY
4800 WIDE DRIVEWAY
4800 WIDE DRIVEWAY
Carriage Disposal m. 2700x2000
Lift-pit 1650x1625 (8 pass.)
Lift 2350x2000 (13 pass.)
Fire duct 1500x1000
Stair 4050x3050
Stair 4050x3050
Lift 1650x1625 (8 pass.)
Lift 2350x2000 (13 pass.)
Fire duct

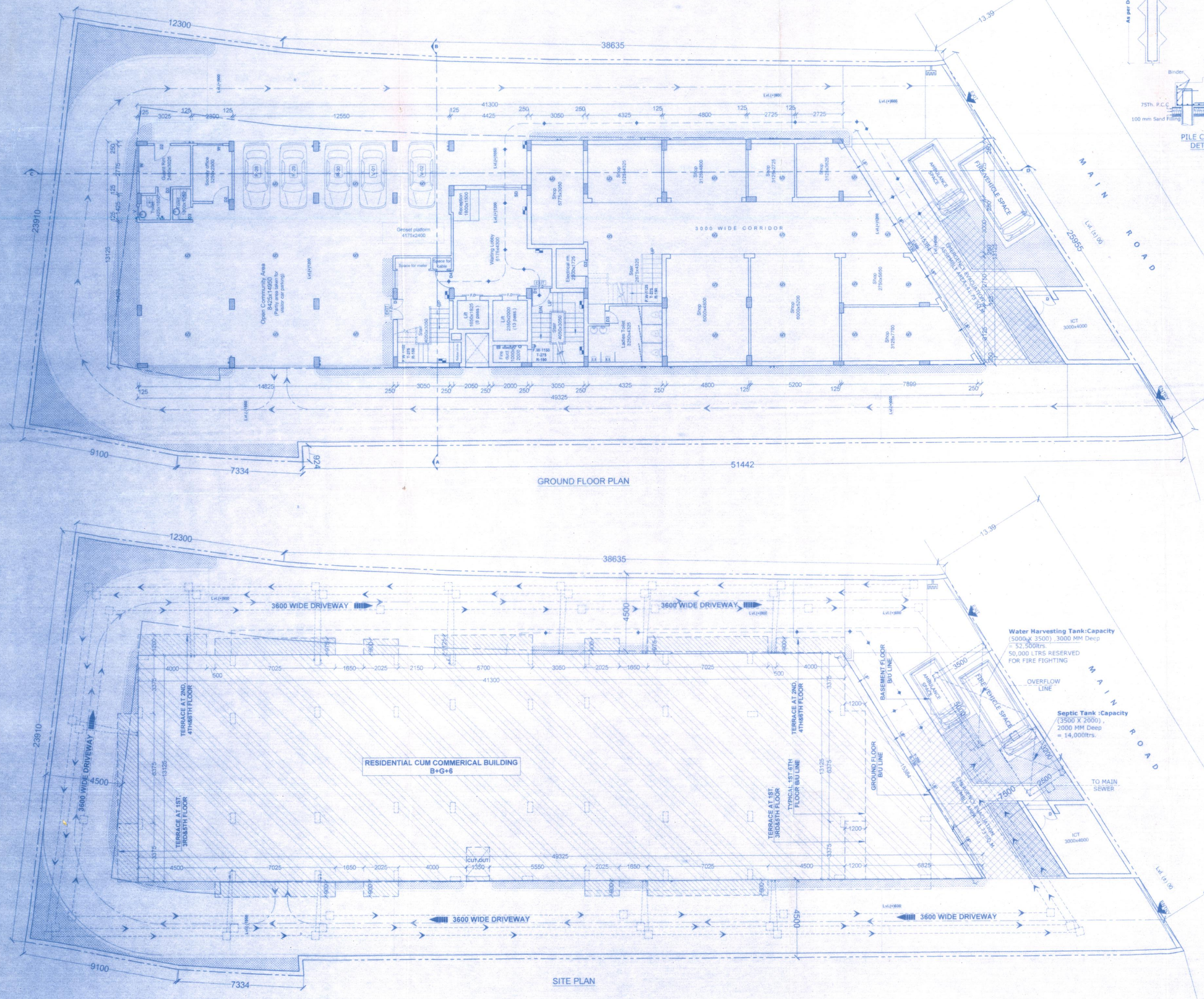
12300
38635
41300
12550
3025
4425
3050
4325
4800
2725
2725
23910
14825
49325
51442
9100
7334
3000 WIDE CORRIDOR
MAIN ROAD
25865
13.39
11.34
Open Community Area 842sq.1400 (Provision for visitor car parking)
Genset platform 4170x2400
Water Utility 2770x1000
Electrical m/c 2250x775
Solar 2870x2870
Fabrication 1170x1170
Shop 2770x3000
Shop 2770x2725
Shop 2770x3000
Shop 6000x4000
Shop 2750x1750
Shop 2750x2050
Ladies Toilet 3250x4525
Gent Toilet 3250x4525
Lift 2250x2000 (13 pass.)
Stair 4000x3000
Reception 3000x3000
Space for meter
Space for table
Genset room 4170x2400
Transformer room 4170x2400
Fire Fighting Pump Room 3000x3000
Pump Room 2000x1500
Generator room 3000x2000
Electrical m/c 2250x775
Water Utility 2770x1000
Toilet 2770x1000
Toilet 2770x1000
Toilet