C.N. 365/2024

SEPTIC TANK CALCULATION,BLOCK-A

TOTAL NO. OF FLAT = 30 NOS
ONE FLAT 6 PERSON
NO. OF PERSON =30 X06 =180 NOS.
EXTRA 100 PERSONS
TOTAL NO OF PERSON 180+100=280 NOS.
ONE PERSON REQU. AREA = 0.085 QU.M./DAY
TOTAL REQU. AREA = 280X 0.085 =23.80 Qu.m./Day
PROVIDE AREA OF SPTIC TANK
(SIZE)=4.0X3.0X2.50
TOTAL AREA OF SPTIC TANK= 30.00 QUM

SEPTIC TANK CALCULATION,BLOCK-B

TOTAL NO. OF FLAT = 24 NOS
ONE FLAT 6 PERSON
NO. OF PERSON =24 X06 =144 NOS.
TOTAL NO OF PERSON 144=144 NOS.
ONE PERSON REQU. AREA = 0.085 QU.M./DAY
TOTAL REQU. AREA = 144X 0.085 =12.24 Qu.m./Day
PROVIDE AREA OF SPTIC TANK
(SIZE)=4.0X3.0X2.0
TOTAL AREA OF SPTIC TANK= 24.00 QUM

RECHARGE WELL CALCULATION

REQUIRED = $\frac{6}{100}$ XROOF AREA= 865.00 SQM.BLOCK-A+B
= $\frac{6}{100}$ X865 =51.90 CU.M,
PROVIDE AREA OF **RECHARGE** R.W. TANK
(SIZE)=4.0X3.0X3.0
TOTAL AREA OF R.W. TANK= 36.00 CU.M.=02NOS.

WATER TANK CALCULATION,BLOCK-A

TOTAL NO. OF FLAT = 30 NOS
ONE FLAT 6 PERSON
NO. OF PERSON =30 X06 =180 NOS.
EXTRA 100 PERSONS
TOTAL NO OF PERSON 180+100=280 NOS.
ONE PERSON REQU. WATER = 135 LTR./DAY
TOTAL REQU. WATER =280X 135 =37800 LTR./DAY
TOTAL REQU. AREA OF WATER TANK =37.80 Qu.m
PROVIDE AREA OF WATER TANK
1.OVER HEAD WATER TANK for Domestic Purposed
SIZE=7.38X2.90X1.52=32.53 QUM=32530.0 LTR.
2.Over Head Water Tankfor fire fighting
Size=7.56 X2.60X1.52=29.87QUM==29870.00 LTR.
TOTAL=62400.00 Ltrs.

WATER TANK CALCULATION,BLOCK-B

TOTAL NO. OF FLAT = 24 NOS
ONE FLAT 6 PERSON
NO. OF PERSON =24 X06 =144 NOS.
TOTAL NO OF PERSON =144 NOS.
ONE PERSON REQU. WATER = 135 LTR./DAY
TOTAL REQU. WATER =144X 135 =19440 LTR./DAY
TOTAL REQU. AREA OF WATER TANK =19.44 Qu.m
PROVIDE AREA OF WATER TANK
1.OVER HEAD WATER TANKfor Domestic Purposed
SIZE=4.82X2.82X2.50=33.98 QUM=33980.00LTR.
2.Over Head Water Tankfor fire fighting
Size=4.68 x2.28 X2.5=26.67QUM=26670.00 LTR.
TOTAL=60650.00 Ltrs.

PARKING CALCULATION

TOTAL B/U AREA = 5617.37 SQM. SQM.
DEDUCT 15% OF TOTAL B/U AREA FOR
SERVICES= 5617.37 SQM. X15%=842.60 SQM.
NET B/U AREA=5617.37 -842.60 =4774.77 SQM.
SO REQUIRED 25% OF PARKING AREA OF
4774.77 . =4774.77 X25% = 1193.69 SQM
PROVIDE COVER PARKING
BASEMENT FLOOR = 882.46 SQM
GROUND FLOOR =313.38 SQM
TOTAL PROVIDE COVER PARKING
= 1195.84 SQM.

AREA STATEMENT

TOTAL PLOT AREA AS PER DEED = 1979.10SQM.
TOTAL PLOT AREA AS PER SITE = 1979.10 SQM.
BLOCK-A +B
BASEMENT FLOOR B/U AREA = 34.66 SQM.---(01)

	BLOCK-A	BLOCK-B
GROUND FLOOR B/U AREA	= 461.33 SQM.	= 15.89 SQM.
1ST FLOOR B/U AREA	= 489.31 SQM.	= 361.61 SQM.
2ND FLOOR B/U AREA	= 489.31 SQM.	= 361.61 SQM.
3RD FLOOR B/U AREA	= 489.31 SQM.	= 361.61 SQM.
4TH FLOOR B/U AREA	= 489.31 SQM.	= 361.61 SQM.
5TH FLOOR B/U AREA	= 489.31 SQM.	= 361.61 SQM.
6TH FLOOR B/U AREA	= 489.31 SQM.	= 361.61 SQM.
TOTAL B/U AREA	= 3397.16 SQM.-(02)	= 2185.55 SQM.-(03)

TOTAL B/U AREA OF BLOCK-A+B= (01+02+03) =5617.37 SQM.
FAR= 2.83

GREEN AREA CALCULATION

TOTAL PLOT AREA = 1979.10 Sq.m.
GREEN SPACE AREA10 % Reqd. Of Total Plot Area
= 1979.10 @ 10% = 197.91 Sq.m.
Green Area=330.33X0.61=112.54 SQM.
TOTAL PROVIDED GREEN SPACE = 201.50 Sq.m.

NOTE :-
CERTIFICATE :-
THIS IS TO CERTIFY THAT STRUCTURAL DESIGN OF THIS BUILDING WILL BE AS PER IS 1893-1984 & IS 4326-1993.TO MAKE THE SAME EARTH QUAKE RESISTANT .

LEGEND

1. F.D. - DOUBLE LEAF DOUBLE SWING SELF CLOSING FIRE RESISTING DOOR
2. HOSE Reels AS PER I.S.S.T.A.C. RECOMMENDATIONS DULY CONNECTED WITH THE WET RISER SYSTEM.
3. LANDING VALVES AS PER I.S.S.T.A.C. RECOMMENDATIONS DULY CONNECTED WITH THE WET RISER SYSTEM.
4. LOUD SPEAKER OUTLETS FOR THE PUBLIC ADDRESS SYSTEM.
5. M MICRO PHONE POSITION FOR THE PUBLIC ADDRESS SYSTEM.
6. A A FLOOR INDICATOR PANELS FOR THE AUTOMATIC FIRE ALARM SYSTEM AS PER I.S.S.
7. A A M MAIN CONTROL PANEL FOR THE AUTOMATIC FIRE ALARM SYSTEM AS PER I.S.S.
8. WATER CO2 TYPE PORTABLE EXTINGUISHER OF 9 LITRE CAPACITY.
9. SEAM CONNECTION TO THE WET RISING SYSTEM.
10. AREA COVERED WITH AUTOMATIC SPRINKLER INSTALLATION
11. EXIST DIRECTIONAL SIGN.
12. PORTABLE CHEMICAL B.C.F. EXTINGUISHER OF 5.5 KG CAPACITY.
13. ELECTRICAL CALL POINT SWITCHES FOR THE ALARM SYSTEM.
14. A A AREA COVERED WITH AUTOMATIC HEAT SMOKE DETECTOR AS PER I.S.S.
15. LTR. UNDER GROUND WATER TANK
16. Emergency light

BLOCK-A	BLOCK-B
Over Head Water Tank for fire fighting Size=7.56 X2.60X1.52=29.87QUM 29870.00 LTR.	Over Head Water Tank for fire fighting Size=4.68 x2.28 X2.5=26.67QUM 26670.00 LTR.
BLOCK-A OVER HEAD WATER TANK for Domestic Purposed SIZE=7.38X2.90X1.52=32.53 QUM =32530.0 LTR.	BLOCK-B OVER HEAD WATER TANK for Domestic Purposed SIZE=4.82X2.82X2.50=33.98 QUM =33980.00LTR.

ADDITIONAL WATER TANK 50,000 LTR.
FOR FIRE FIGHTING = 01 NOS.

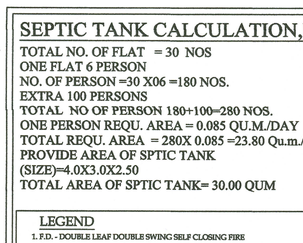

LOCATION MAP
SCALE NTS

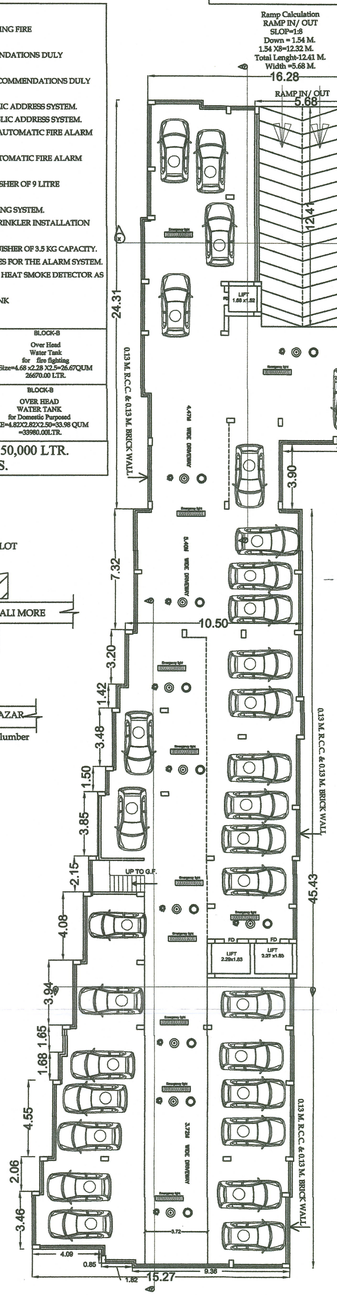

BASEMENT FLOOR (PARKING PLAN)
(BLOCK-A+B) SCALE
1:150

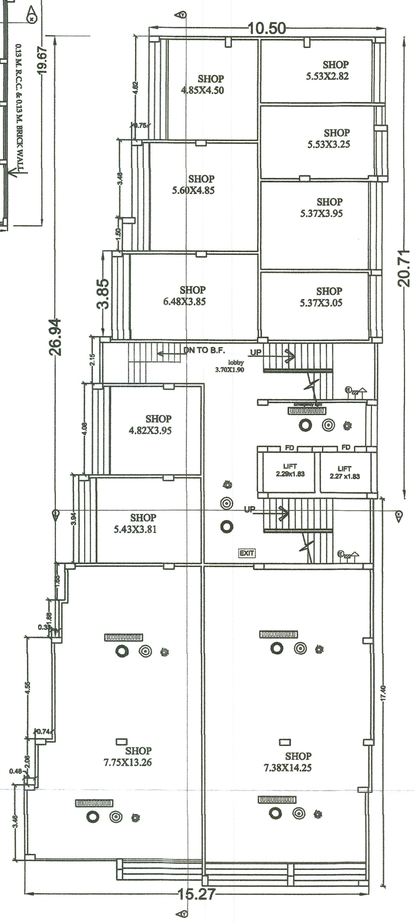

GROUND FLOOR PLAN (BLOCK-A)

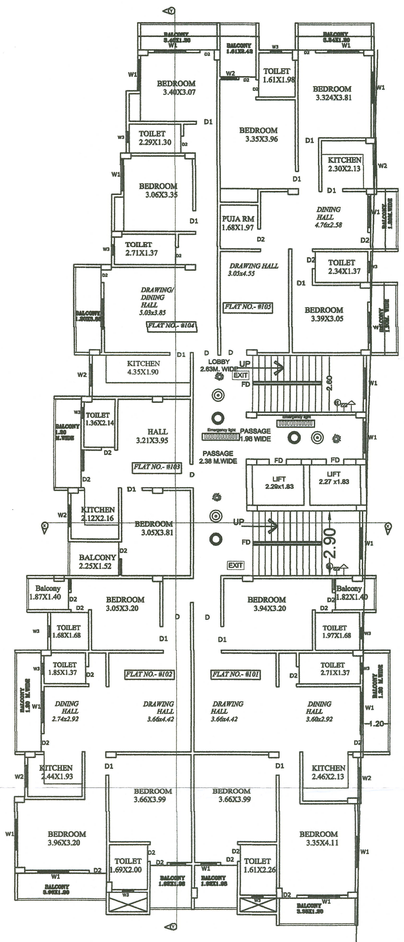

TYPICAL FLOOR PLAN (BLOCK-A)
1ST TO 6TH FLOOR)

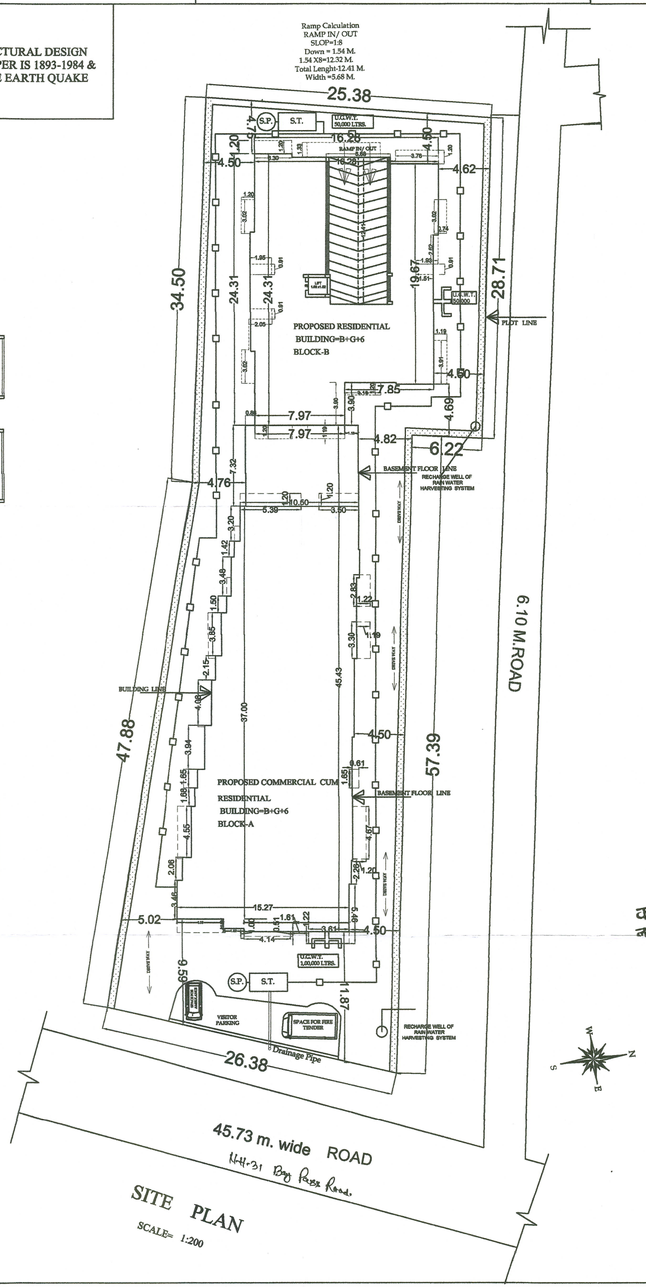

SITE PLAN
SCALE= 1:200

PROPOSED COMMERCIAL CUM RESIDENTIAL BUILDING FOR SMT. NIRMALA JAISWAL , W/O Late SHALIGRAM JAISWAL, MAUZA- ABDULLA NAGAR, SURVEY PLOT NO.- 2370, KHATA NO.- 457, THANANO.-100/01, THANA- PURNEA ,GULABBAGH DISTT.- PURNEA.

DEVELOPER:-
S.M. ENGICON PVT.LTD.,
Director- SRI SUMAN KUMAR MANJHI

NORTH

SCALE	SHEET NO.-
1:100 1:200	01/04

LAND OWNER'S SIGNATURE.

P. P. Kumar
STRUCTURE ENGINEER
BMD/BHB/SE/23-0058

SIGNATURE

For S.M. ENGICON PVT. LTD.
Managing Director

DEVELOPER SIGNATURE

AR. RANJI KANT
B.Arch,CO
COA/CA/2016/7
B.Arch&Des, UDHD,Gov

RANOJ KUMAR
(Architect)
CoA No.-CA/2002/29914

SIGN. OF ARCHITECT

Municipal Commissioner
Municipal Corporation
Purnea

कनीय अभियंता
नगर निगम, पूर्णियाँ

CN- 344/24-25

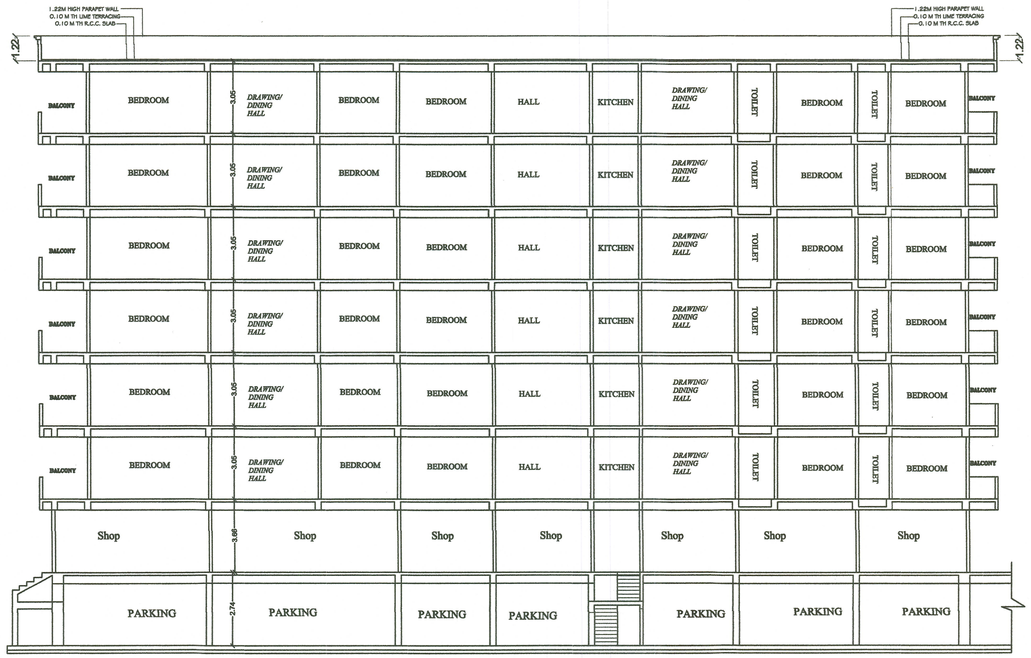

SECTION AT-Y-Y
BLOCK-A

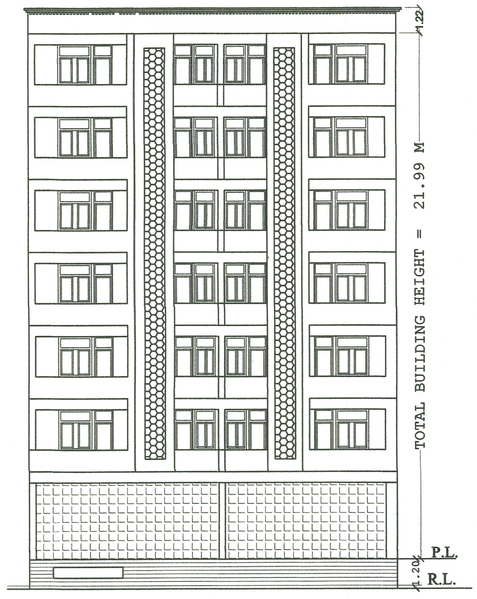

FRONT ELEVATION
BLOCK-A

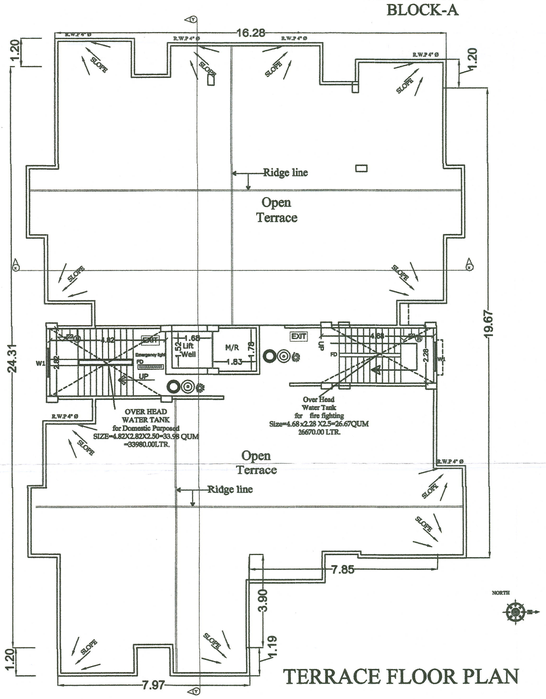

TERRACE FLOOR PLAN
BLOCK-B

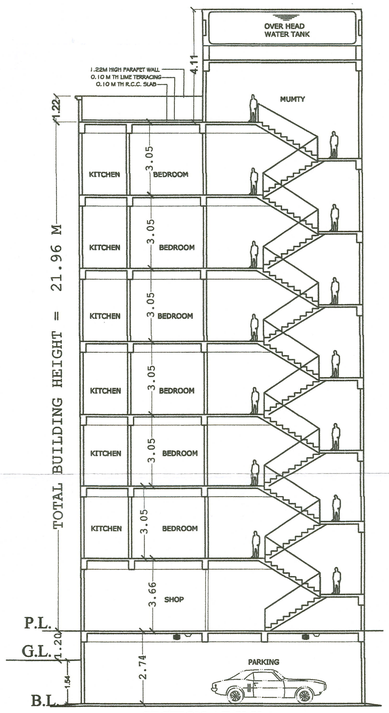

SECTION AT-X-X
BLOCK-A

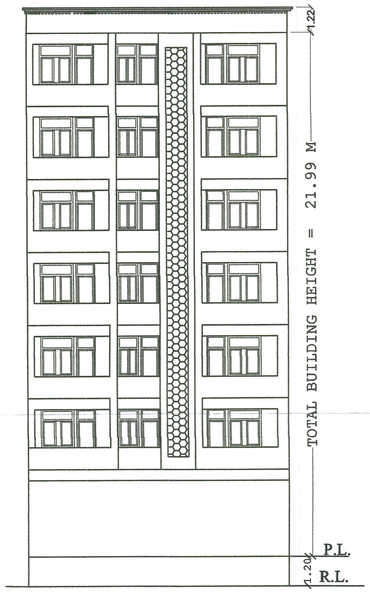

SIDE ELEVATION
BLOCK-A

SPECIFICATION

1. R.C.C UNDER REMMED PILE FOUNDATION AS PER DETAIL GIVEN IN THIS DRAWING.
2. 1ST CLASS BRICK WORK IN CEMENT MORTER(1:6) IN SUPER STRUCTURE.
3. HEIGHT OF PLINTH FLOOR AREA SHOWN IN SECTION.
4. 0.03 I.P.S. FLOORING OVER 0.75 DRY REMMED KHOA . OVER FLAT BRICK SOLING OVER LOCAL SAND FILLING.
5. 0.050 TH D.P.C. ON P.L. ALL ROUND THE BUILDING.
6. 0.110 TH LIME CONCRETE OVER 0.100TH R.C.C. SLAB.
7. 0.15TH R.C.C. BAND AT DOORS & WINDOWS OPENINGS.
8. 0.12 CEMENT PLASTER ON BOTH SIDE OF WALL.
9. WHITE & COLOUR WASH AS PER CHOICE.

SCHEDULE OF DOORS & WINDOWS

TYPE	WIDTH	SILL.	HEIGHT
	1.06	0.00	2.13
D1	0.91	0.00	2.13
D2	0.76	0.00	2.13
W1	1.37	0.76	1.53
W2	0.90	0.90	1.53
W3	0.60	1.53	1.22

PROPOSED COMMERCIAL CUM RESIDENTIAL BUILDING FOR SMT. NIRMALA JAISWAL , W/O Late SHALIGRAM JAISWAL, MAUZA- ABDULLA NAGAR, SURVEY PLOT NO.- 2370, KHATA NO.- 457, THANANO.-100/01, THANA- PURNEA ,GULABBAGH DISTT.- PURNEA.

DEVELOPER:-
S.M. ENGICON PVT.LTD.,
Director- SRI SUMAN KUMAR MANJHI

NOTE :-
CERTIFICATE :-
THIS IS TO CERTIFY THAT STRUCTURAL DESIGN OF THIS BUILDING WILL BE AS PER IS 1893-1984 & IS 4326-1993.TO MAKE THE SAME EARTH QUAKE RESISTANT .

NORTH | SCALE 1:100 1:200 | SHEET NO.- 04/04

LAND OWNER'S SIGNATURE.

Er. Kumar
STRUCTURE ENGINEER
BR/UDHD/SE/24/10035

SIGNATURE OF STR. ENGR.

For S.M. ENGICON PVT. LTD.
Managing Director

DEVELOPER SIGNATURE

MANOJ KUMAR
(Architect)
COA No.-CA/2002/29414

SIGN. OF ARCHITECT

AR. RAJNI KANT
IB-Arch.COA)
COA-CA/2018/77822
Emp.-Jr.Planner UDHD,Govt.of Bihar

Municipal Commissioner
Municipal Corporation
Purnea

कनीय अभियंता
नगर निगम, पूर्णियाँ

CL 367/2445

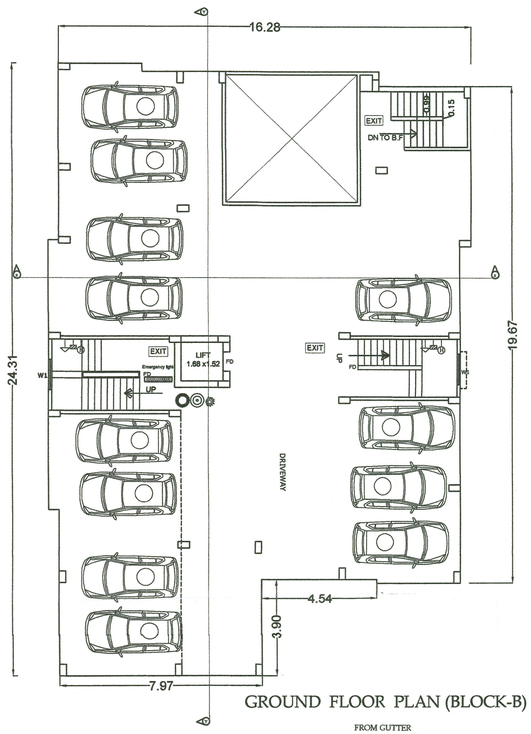

GROUND FLOOR PLAN (BLOCK-B)

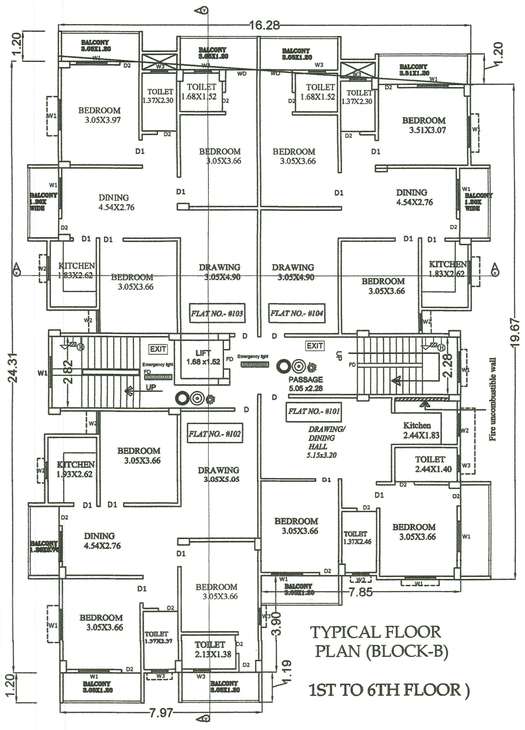

TYPICAL FLOOR PLAN (BLOCK-B)

1ST TO 6TH FLOOR)

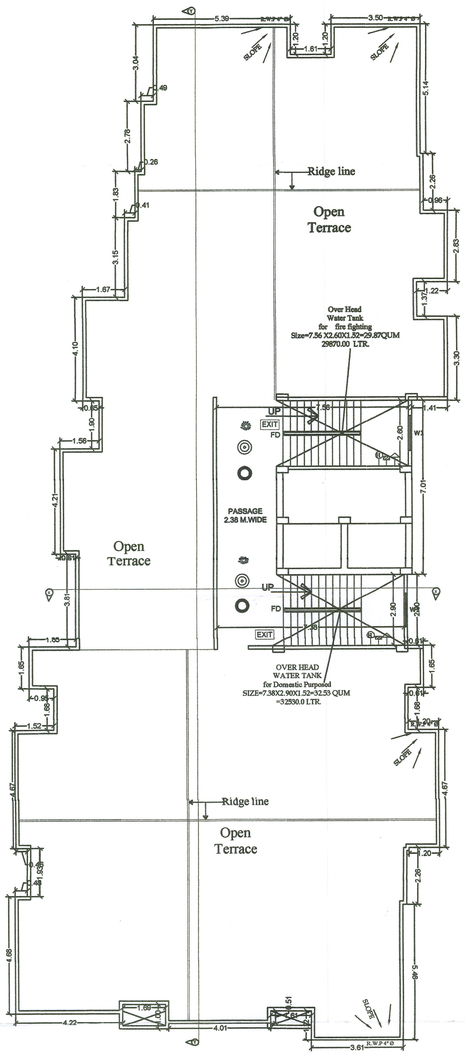

TERRACE FLOOR PLAN (BLOCK-A)

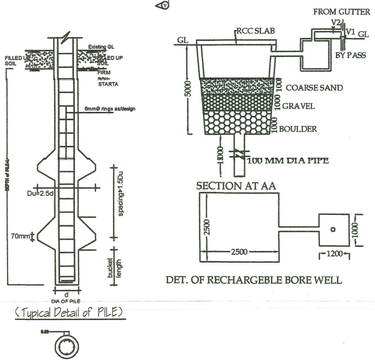

(Typical Detail of PILE)

SECTION AT AA

DET. OF RECHARGEBLE BORE WELL

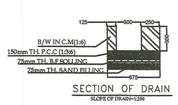

SECTION OF DRAIN

SLOPE OF DRAIN=1:200

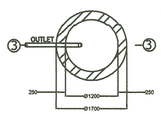

PLAN OF SOAK PIT

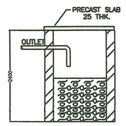

SECTION 3-3

SPECIFICATION

1. R.C.C UNDER REMMED PILE FOUNDATION AS PER DETAIL GIVEN IN THIS DRAWING.
2. 1ST CLASS BRICK WORK IN CEMENT MORTER(1:6) IN SUPER STRUCTURE.
3. HEIGHT OF PLINTH FLOOR AREA SHOWN IN SECTION.
4. 0.03 I.P.S. FLOORING OVER 0.75 DRY REMMED KHOA . OVER FLAT BRICK SOLING OVER LOCAL SAND FILLING.
5. 0.050 TH D.P.C. ON P.L. ALL ROUND THE BUILDING.
6. 0.110 TH LIME CONCRETE OVER 0.100TH R.C.C. SLAB.
7. 0.15TH R.C.C. BAND AT DOORS & WINDOWS OPENINGS.
8. 0.12 CEMENT PLASTER ON BOTH SIDE OF WALL.
9. WHITE & COLOUR WASH AS PER CHOICE.

SCHEDULE OF DOORS & WINDOWS

TYPE	WIDTH	SILL.	HEIGHT
	1.06	0.00	2.13
D1	0.91	0.00	2.13
D2	0.76	0.00	2.13
W1	1.37	0.76	1.53
W2	0.90	0.90	1.53
W3	0.60	1.53	1.22

PROPOSED COMMERCIAL CUM RESIDENTIAL BUILDING FOR SMT. NIRMALA JAISWAL , W/O Late SHALIGRAM JAISWAL, MAUZA- ABDULLA NAGAR, SURVEY PLOT NO.- 2370, KHATA NO.- 457, THANANO.-100/01, THANA- PURNEA ,GULABBAGH DISTT.- PURNEA.

DEVELOPER:-
S.M. ENGICON PVT.LTD.,
Director- SRI SUMAN KUMAR MANJHI

NORTH

SCALE 1:100 1:200

SHEET NO.- 02/04

LAND OWNER'S SIGNATURE.

Ex. Engg. Sunil Kumar Verma, STRUCTURE ENGINEER, BIV/DDH/BSPHCL/23-0938 भवन निर्माण के तल विन्यास मानक-प्रारूपीय भवनों हेतु संशोधित भवन उपविधि 2024 के अंतर्गत ही।

SIGNATURE OF STRUCTURAL ENGG.

For S.M. ENGICON PVT. LTD. Managing Director

DEVELOPER SIGNATURE

RAJNI KANT (B.Arch,COA) COA-CA/2010/77822 Engr/Architect UDHD,Govt.of Bihar

RANOJ KUMAR (Architect) COA No.-CA/2002/29414

SIGN. OF ARCHITECT

कनीय अभियंता नगर निगम, पूर्णियाँ

Municipal Commissioner Municipal Corporation Purnea

CN. 367/24-25



FRONT ELEVATION BLOCK-B

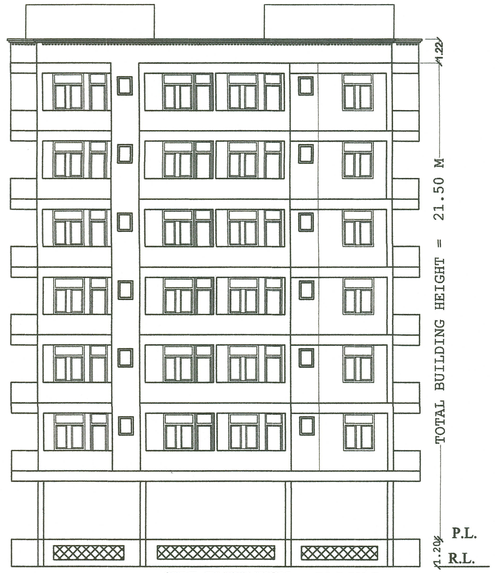

SIDE ELEVATION BLOCK-B

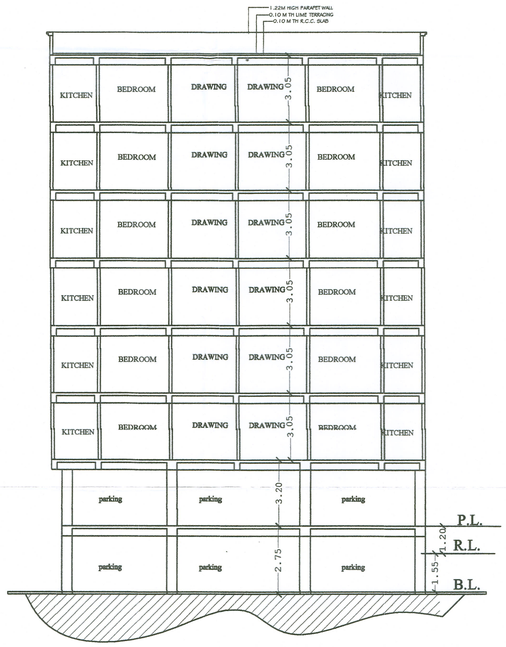

SECTION AT-X-X
BLOCK-B

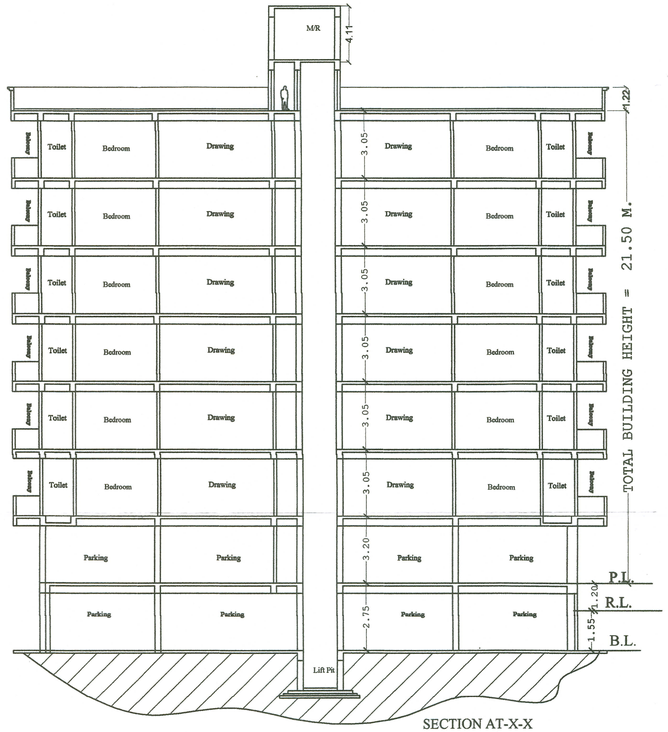

SECTION AT-X-X
BLOCK-B

SPECIFICATION

1. R.C.C UNDER REMMED PILE FOUNDATION AS PER DETAIL GIVEN IN THIS DRAWING.
2. 1ST CLASS BRICK WORK IN CEMENT MORTER(1:6) IN SUPER STRUCTURE.
3. HEIGHT OF PLINTH FLOOR AREA SHOWN IN SECTION.
4. 0.03 I.P.S. FLOORING OVER 0.75 DRY REMMED KHOA . OVER FLAT BRICK SOLING OVER LOCAL SAND FILLING.
5. 0.050 TH D.P.C. ON P.L. ALL ROUND THE BUILDING.
6. 0.110 TH LIME CONCRETE OVER 0.100TH R.C.C. SLAB.
7. 0.15TH R.C.C. BAND AT DOORS & WINDOWS OPENINGS.
8. 0.12 CEMENT PLASTER ON BOTH SIDE OF WALL.
9. WHITE & COLOUR WASH AS PER CHOICE.

SCHEDULE OF DOORS & WINDOWS

TYPE	WIDTH	SILL.	HEIGHT
	1.06	0.00	2.13
D1	0.91	0.00	2.13
D2	0.76	0.00	2.13
W1	1.37	0.76	1.53
W2	0.90	0.90	1.53
W3	0.60	1.53	1.22

PROPOSED COMMERCIAL CUM RESIDENTIAL BUILDING FOR SMT. NIRMALA JAISWAL , W/O Late SHALIGRAM JAISWAL, MAUZA- ABDULLA NAGAR, SURVEY PLOT NO.- 2370, KHATA NO.- 457, THANANO.-100/01, THANA- PURNEA ,GULABBAGH DISTT.- PURNEA.

DEVELOPER:-
S.M.ENGICON PVT.LTD.,
Director- SRI SUMAN KUMAR MANJHI

NOTE :-
CERTIFICATE :-
THIS IS TO CERTIFY THAT STRUCTURAL DESIGN OF THIS BUILDING WILL BE AS PER IS 1893-1984 & IS 4326-1993.TO MAKE THE SAME EARTH QUAKE RESISTANT .

NORTH	SCALE	SHEET NO.-
	1:100 1:200	03/04

LAND OWNER'S SIGNATURE.

SIGNATURE OF SUPERVISOR

Er. Mukul Kumar
STRUCTURAL ENGINEER
BR/UDHD/SE/24-0035

प्रस्तावित भिन्न गलत है कि का-प्रशासन 2014 एवं संशोधित बिहार भवन उपविधि 2022 के अनुरूप है।

AR. RAJIV KANT
(Arch.)(CDA)
COA-CA/2016/17822
Govt. Architect U/HUD, Govt. of Bihar

S.M. ENGICON PVT. LTD.
Managing Director

MANOJ KUMAR
(Architect)
CoA No.-CA/2002/29414

कनीय अभियंता
नगर निगम, पूर्णिया

Municipal Commissioner
Municipal Corporation
Purnea

DEVELOPER SIGNATURE

SIGN. OF ARCHITECT