The Owner/Builder shall not proceed/work further for the construction, if any deviation is found in the sanctioned plan.

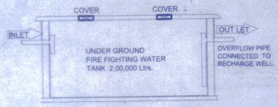

SECTION FOR UNDER GROUND FIRE FIGHTING WATER TANK.

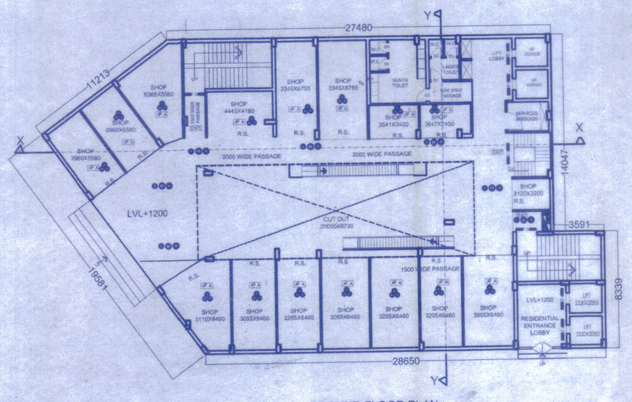

GROUND FLOOR PLAN
SCALE 1:100

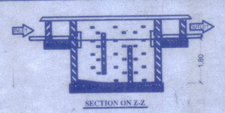

PLAN OF SEPTIC TANK.

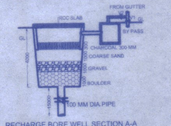

RECHARGE BORE WELL SECTION A-A

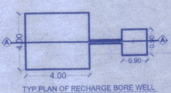

TYP.PLAN OF RECHARGE BORE WELL

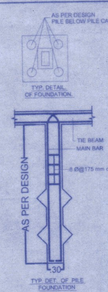

FIRE LEGEND :-

01.HYDRANT OUT LET VALVE WET
02.HOSE REEL
03.SEMAC CONNECTED FOR FIRE BRIGADECONNECTED TO WET RISER
04.ELECTRICALLY INSULATED METAL STRIP
05.UNDER GROUND TANK OF 1,50,000 Ltrs — 2,00,000 Ltrs
06.O.H.W.TANK FOR FIRE FIGHTING — 25,000 Ltrs
07.FIRE ALARM CALL POINT
08.AUDIABLE ALARM CALL POINT
09.LOUDSPEAKER OUTLET
10.CO2 FIRE EXTINGUISHER
11.FIRE RESISTANT DOOR
12.AUTOMATIC SPRINKLER
13.AUTOMATIC SMOKE DETECTOR
14.EMERGENCY LIGHT POINT

WATER HARVESTING SUMP CALCULATION :-

TERRACE FLOOR AREA = 765.00 sqm.
RAIN WATER HARVESTING SUMP REQ. 6 CUM FOR EVERY 100 SQM. TERRACE AREA, SO TOTAL REQ. CAPACITY OF SUMP = 7.65 x 6 = 45.90 CUM.
PROVIDED TANK SIZE =(4X4X4) 64.00 CUM.
PROVIDED

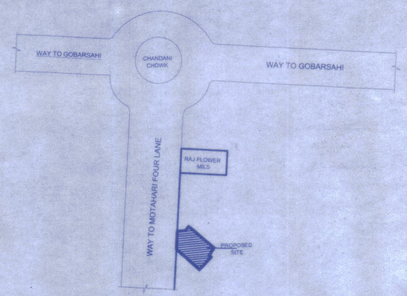

LOCATION PLAN
SCALE - NTS

POPULATION DENSITY CALCULATION :-

COMMERCIAL :-
TOTAL COMMERCIAL B/U AREA = 3003.55 sqm.
TOTAL CARPET AREA = 1501.77 sqm.
TAKING DENSITY OF 6 sqm. CARPET AREA PER PERSON
= 1501.77 / 6 = 250.29 ,SAY 251 PERSON.

RESIDENTIAL :-
TOTAL NO. OF FLAT = 30 nos.
EACH FLAT HAVING 5 PERSON
SO TOTAL NO OF PERSON = 30x5 = 150 nos.

GRAND TOTAL NO. OF PERSONS =251 + 150 = 401 nos.

SEPTIC TANK CALCULATION:-

TOTAL NO. OF PERSON = 401 nos.
PER PERSON NEED 0.085 CUM. CAPACITY OF SEPTIC TANK PER DAY SO TOTAL REQ. CAPACITY OF SEPTIC TANK =401x 0.085 = 34.08 cum. (REQUIRED)

PROVIDED SEPTIC TANK 2 NO. OF
SIZE = (6.50 x 3.00 x 1.80) = 35.10 CUM. (REQUIRED)

WATER TANK CALCULATION:-

FOR COMMERCIAL :-
TOTAL NO. OF PERSON = 251 nos.
EACH PERSON NEED 45 Ltrs per Day=251 x 45 =11,295.00 Ltrs.

FOR RESIDENTIAL :-
TOTAL NO. OF PERSON = 150 nos.
PER PERSON NEED 135 Ltrs PER DAY.
TOTAL PERSON NEED = 150 x135 = 20,250.00 Ltrs.

& WATER TANK REQ. FOR FIRE FIGHTING = 25,000.00 Ltrs.

TOTAL REQ. WATER TANK
= 11295 + 20250 +25,000 =56,545.00 Ltrs.

PROVIDED WATER TANK 5 nos. of Capacity
(A1) = (6605 x 3398 x 1400) = 31,400.00 Ltrs.
(A2) = (6095 x 3295 x 1400) = 28,110.00 Ltrs.
TOTAL WATER TANK CAPACITY = 59,510.00 Ltrs. (PROVIDED)

GREEN SPACE AREA CALCULATION :-

TOTAL NET PLOT AREA = 1663.82 m²
GREEN AREA REQUIRED @ 10% OF TOTAL PLOT AREA = 166.38 m². (Req.)

PROVIDED GREEN SPACE AREA= 212.12 m². (PROVIDED)

AREA CALCULATION :-

TOTAL PLOT AREA AS / DEED = 1663.86 sqm.
TOTAL PLOT AREA AS / SITE = 1663.82 sqm.

Floor	Comm.	Resi.
Basement floor	-----	37.48 m².
Ground floor	580.51 m².	-----
First floor	580.51 m².	-----
Second floor	580.51 m².	-----
Third floor	580.51 m².	-----
Fourth floor	681.51 m².	-----
Fifth floor	-----	555.67 m².
Sixth floor	-----	555.67 m².
Seventh floor	-----	555.67 m².
Eighth floor	-----	555.67 m².
Nineth floor	-----	555.67 m².
Total	3003.55 m².	2815.83 m².

Total All floor B/U Area (COMM.+RES.)= 5819.38 sqm.
F.A.R = 5819.38 / 1663.82= 3.49

PARKING CALCULATION :-

TOTAL RESIDENTIAL B/U AREA =5819.38 sqm.
PARKING AREA REQ. @ 30% OF TOTAL B/U AREA AREA, SO PARKING AREA REQ. =5819.38 x 30% = 1745.81 sqm. (Required)

PROVIDED
BASEMENT FLOOR PARKING AREA = 1375.69 SQM.
OPEN PARKING AREA = 379.08 SQM.
TOTAL PARKING AREA = 1754.77 sqm. (Provided)

PLOT DETAIL

PROPOSED RESIDENTIAL / COMMERCIAL BUILDING OF REDBRICK INFRABUILD PVT. LTD.
DIRECTOR- SRI ANJESH KUMAR,
S/O.- SRI. PANKAJ KUMAR,
ON PLOT NO - 389,3098, THANA NO - 395,392 ,
KHATA NO. - 239,636,THANA- AHIYAPUR ,
MAUZA - BAIRIYA,SADATPUR,
DIST - MUZAFFARPUR ,

SCALE.	NORTH.
1 : 100 1 : 200	

Sushil Kumar
Structure Engineer
The Institution of Engineers (India)
M - 151227-5

SIGN. OF EMPANELLED STRUCT. ENGINEER.

Redbrick Infrabuild Private Limited
Director

SIGNATURE OF OWNER / BUILDER

Anjesh Kumar
Registered Architect
Regd. No. CA/2013/A4023

SIGN. OF EMPANELLED ARCHITECT.

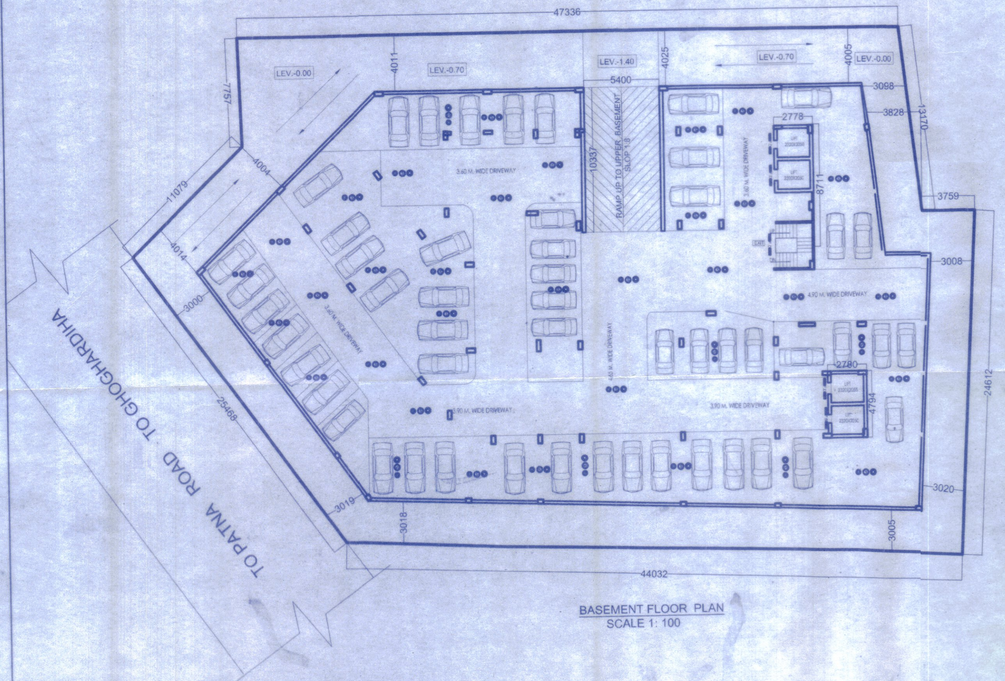

BASEMENT FLOOR PLAN
SCALE 1: 100

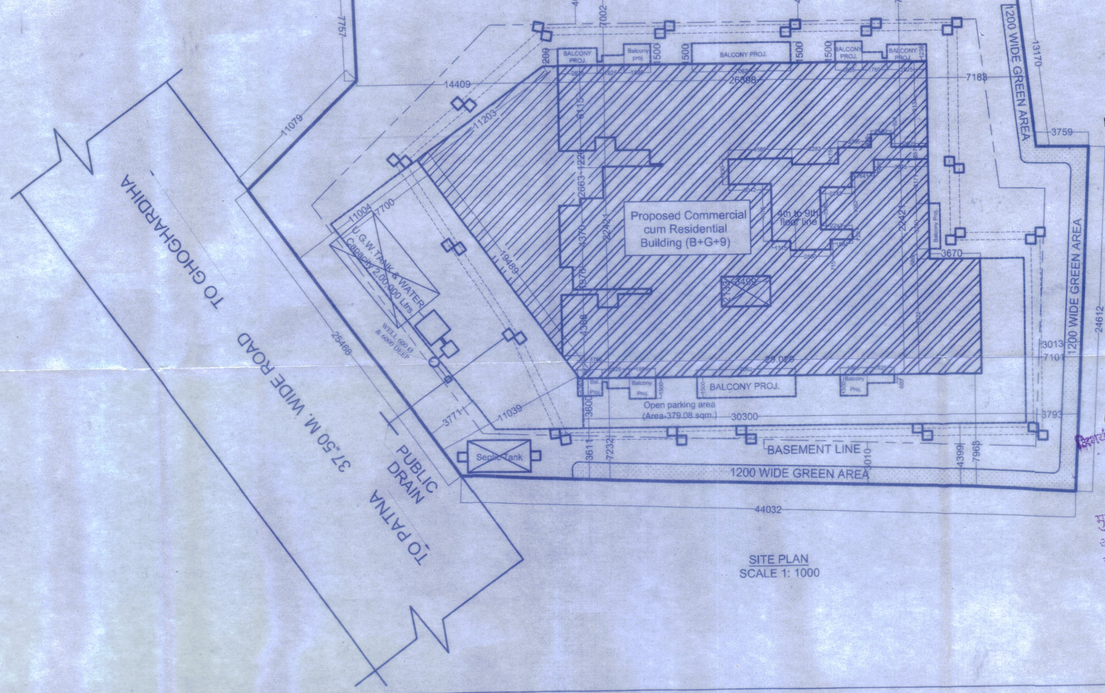

SITE PLAN
SCALE 1: 1000

मुजफ्फरपुर आयोजना क्षेत्र प्राधिकार मुजफ्फरपुर
अभिलेख संख्या
नगर
11/
विषय-
करने हुए पास

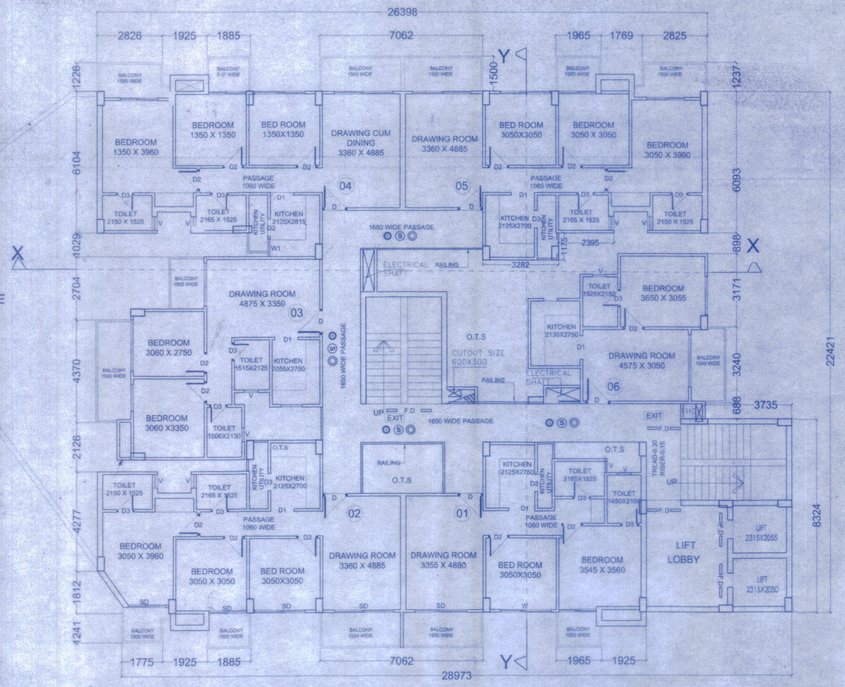

TYPICAL(5th to 9th) FLOOR PLAN
SCALE,1:100

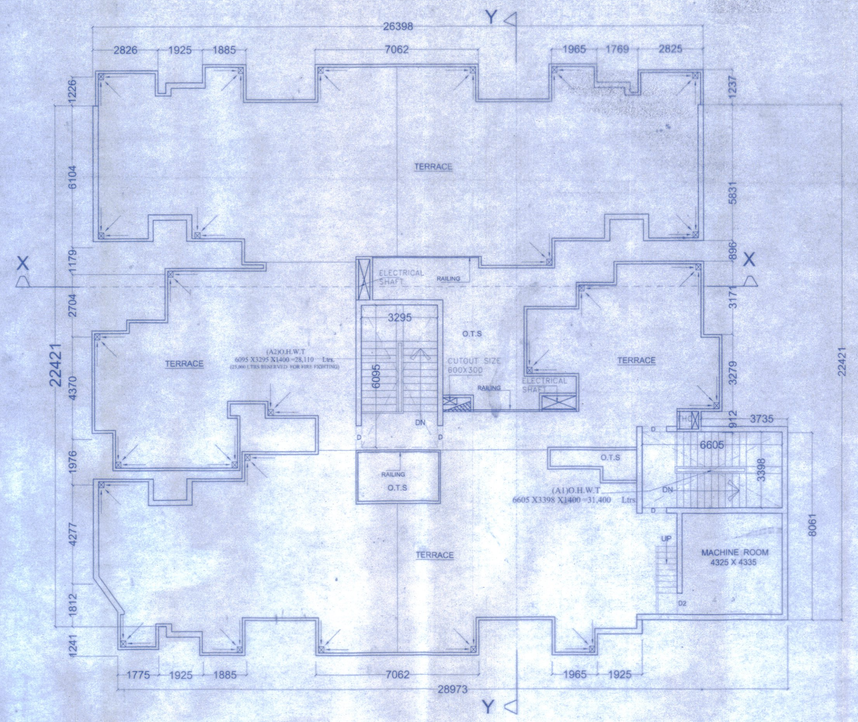

TERRACE FLOOR PLAN
SCALE,1:100

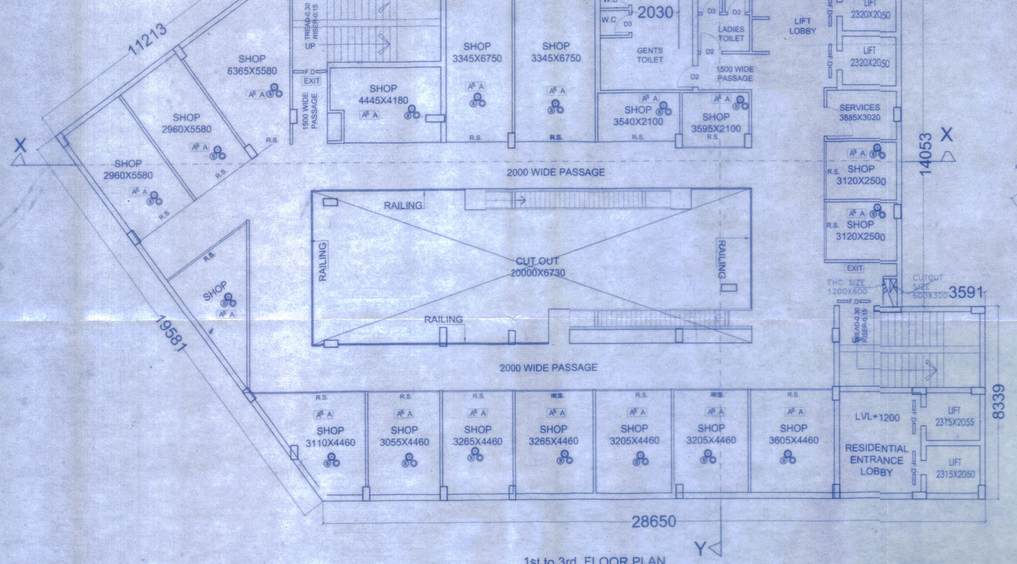

1st to 3rd FLOOR PLAN
SCALE,1:100

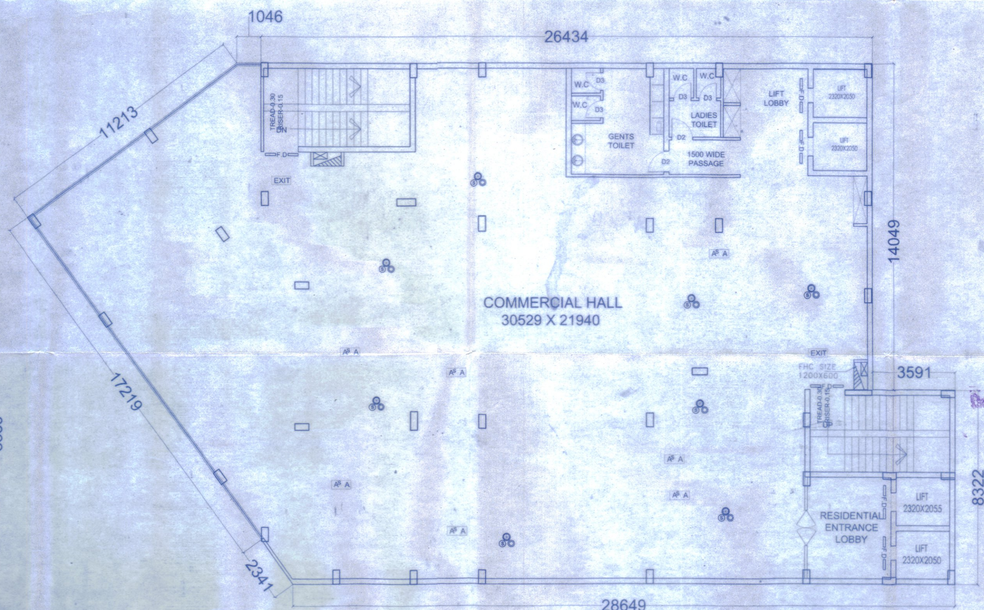

4th FLOOR PLAN
SCALE,1:100

SCHEDULE OF DOORS & WINDOWS 02/03

TYPE	WIDTH	HEIGHT	SILL	LINTEL	DESCRIPTION
D'	2.00	2.55	0.0	2.55	Double Leaf Door
D	1.10	2.55	0.0	2.55	Single Leaf Door
D1	1.00	2.10	0.0	2.13	Single Leaf Door
D2	0.90	2.10	0.0	2.13	Single Leaf Door
D3	0.75	2.10	0.0	2.13	Single Leaf Door
W	1.80	1.80	0.75	2.55	Glazed window
W1	1.37	1.80	0.75	2.55	Glazed window
W2	1.02	1.80	0.75	2.55	Glazed window
SD	1.22	2.10	0.0	2.13	Sliding door
V	0.52	0.61	1.52	2.13	Ventilator

This drawing is not to be used in any case unless it is signed and dated by the Architect and the Structural Engineer.

PLOT DETAIL

PROPOSED RESIDENTIAL / COMMERCIAL BUILDING OF REDBRICK INFRABUILD PVT. LTD.
DIRECTOR:- SRI ANJESH KUMAR,
S/O.- SRI. PANKAJ KUMAR,
ON PLOT NO - 389,3098, THANA NO - 395,392 ,
KHATA NO. - 239,636,THANA- AHIYAPUR ,
MAUZA - BAIRIYA,SADATPUR,
DIST - MUZAFFARPUR ,

SCALE	NORTH.
1 : 100 1 : 200	

Sushil Kumar
Structure Engineer
The Institution of Engineers (India)
M - 151722 - 1

SIGN. OF EMPANELLED STRUCT. ENGINEER

Redbrick Infrabuild Private Limited
Director

Ar. Umashankar Kumar
Registered Architect
Regd. No.CA/2011/50023

SIGNATURE OF OWNER / BUILDER

SIGN. OF EMPANELED ARCHITECT.



RIGHT SIDE ELENVATION



FRONT ELENVATION



SECTION-X-X

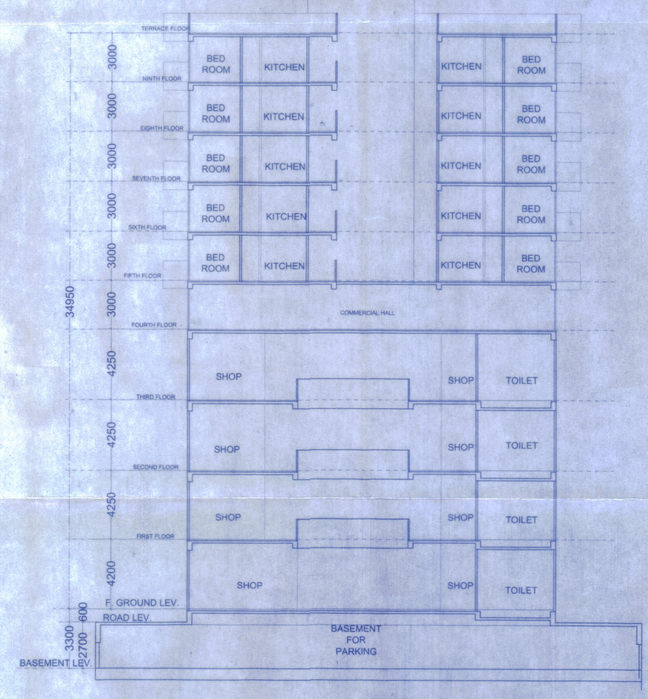

SECTION-Y-Y

SPECIFICATION

01) FOUNDATION :- R.C.C. PILE FOUNDATION AS/STRUCTURAL DESIGN.
02) SUPER STRUCTURE :- R.C.C. FRAMED STRUCTURE AS/STRUCTURAL DESIGN.
03) BRICKWORK :- 250 TH. & 125 TH 1st CLASS BRICKWORK IN C.M. 1:6 &1:5 AS/DESIGN.
04) FLOORING :- MOSAIC CAST-IN-SITU FLOORING IN GREY CEMENT IN ALL AREA.
05) WALL FINISH :-
   (i) INTERNAL - ALL INTERNAL SURFACE SHALL BE PAINTED WITH CEMENT PRIMER OVER FLOAT FINISH OF P.O.P. SURFACE.
   (ii) EXTERNAL - ALL EXTERNAL SURFACE SHALL BE PAINTED WITH TEXTURE PAINT OVER A SURFACE OF EXTERIOR GRADE PRIMER.
06) DOOR :-
   (i) FRAME - 65X100 TH. SAL WOOD DOOR FRAME.
   (ii) SHUTTER-35MM TH. SOLID CORE FLUSH DOOR OF I.S.I. MARK AS/DESIGN
07) WINDOW:-
   (i) FRAME - 65X100 TH. SAL WOOD/ALUMINIUM WINDOW FRAME.
   (ii) SHUTTER- FULLY GLAZED HARD WOOD/ ALUMINIUM WINDOW SHUTTER AS/DESIGN.
08) TOILETS :-
   (i) FLOORING - CERAMIC TILES FLOORING .
   (ii) WALLS - CERAMIC TILES DADO UPTO 1500HT.
   (iii) SANITARYWARE - WHITE GLAZED VITEROUS SANITARYWARE OF I.S.I MARK.
   (iv) FITTING - CHROMIUM PLATED C.P.FITTINGS OF I.S.I MARK.
09) ELECTRICAL :-
   (i) ALL INTERNAL WIRING IN CONCEALED CONDUITS WITH COPPER CONDUCTOR.
   (ii) ALL ELECTRICAL MODULAR SWITCHES OF I.S.I MARK.
   (iii) ADEQUATE LIGHTING/POWER POINT SOCKETS AS/ DESIGN & DRAWING.
10) WATER SUPPLY :- ROUND THE CLOCK WATER SUPPLY BY MEANS OF OWN BORING & OVERHEAD TANK.

PLOT DETAIL

PROPOSED RESIDENTIAL / COMMERCIAL BUILDING OF REDBRICK INFRABUILD PVT. LTD.
DIRECTOR:- SRI ANJESH KUMAR,
S/O.- SRI. PANKAJ KUMAR,
ON PLOT NO - 389,3098, THANA NO - 395,392 ,
KHATA NO. - 239,636,THANA- AHIYAPUR ,
MAUZA - BAIRIYA,SADATPUR,
DIST - MUZAFFARPUR ,

SCALE. 1 : 100, 1 : 200

NORTH.

Sushil Kumar
Structure Engineer
The Institution of Engineers (India)
M - 151727 - 3

SIGN. OF EMPANELLED STRUCT. ENGINEER.

Redbrick Infrabuild Private Limited
Director

AR. Umashankar Mishra
Registered Architect
Reg. No.-CA/2011/54023

SIGNATURE OF OWNER / BUILDER

SIGN. OF EMPANELED ARCHITECT.

मुजफ्फरपुर आयोजना क्षेत्र प्राधिकार मुजफ्फरपुर
आमेलेख संख्या 20/22