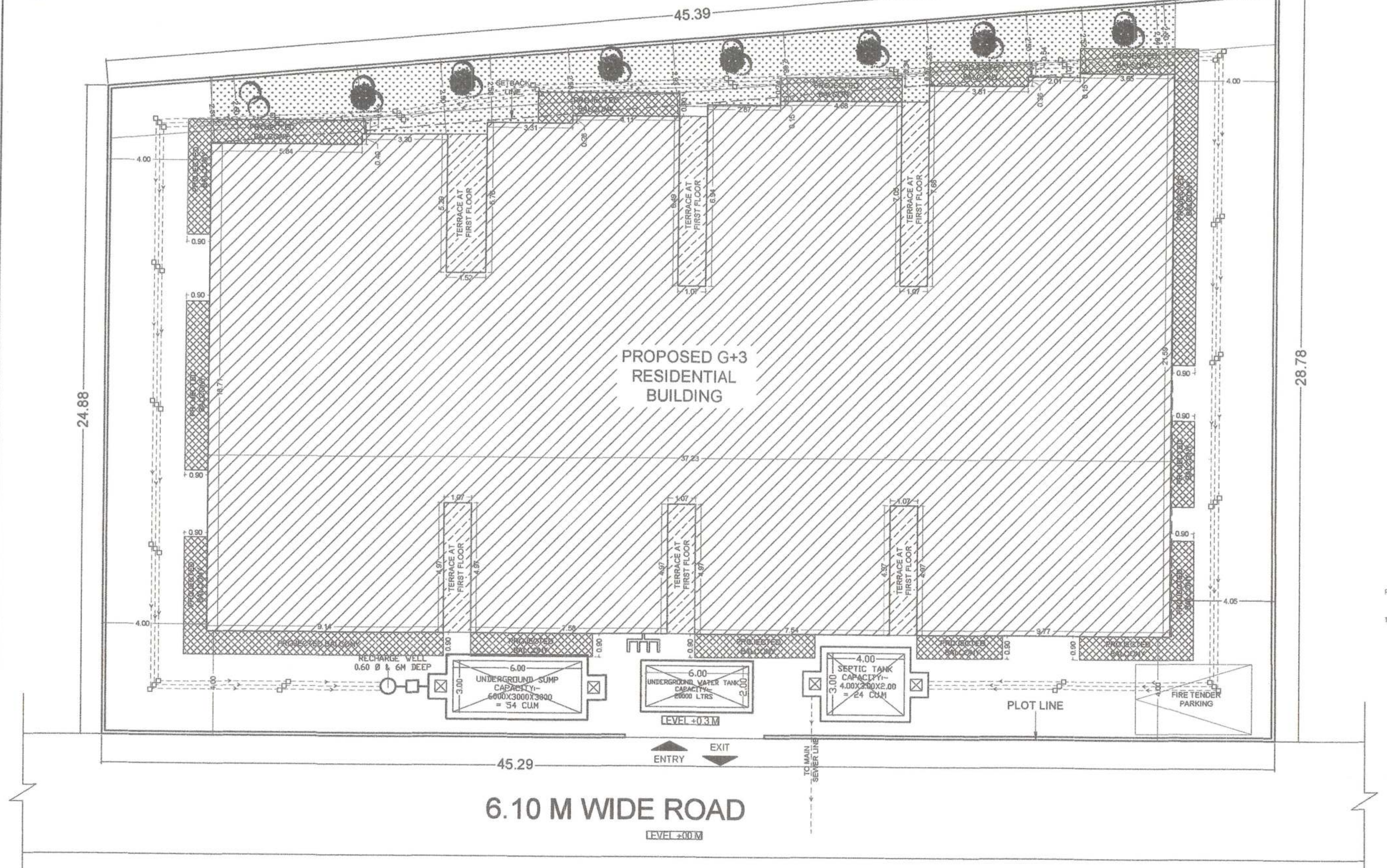

SITE PLAN

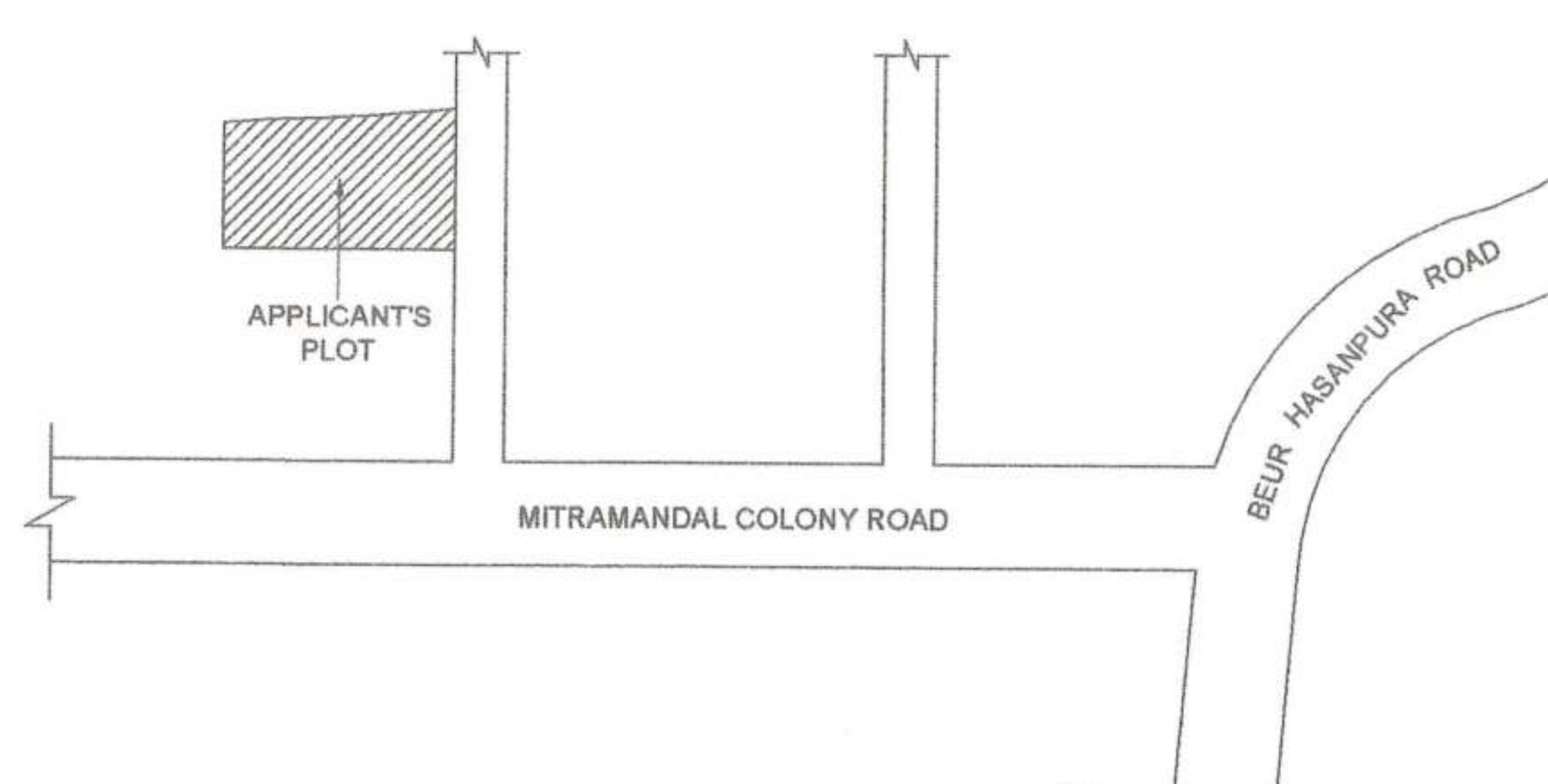

LOCATION PLAN

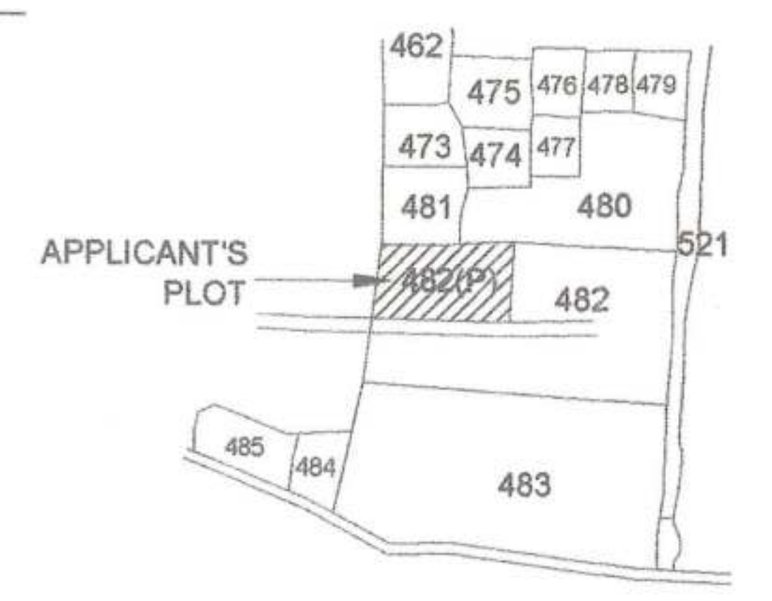

KEY PLAN
SCALE- 0'-1"=330'-0"

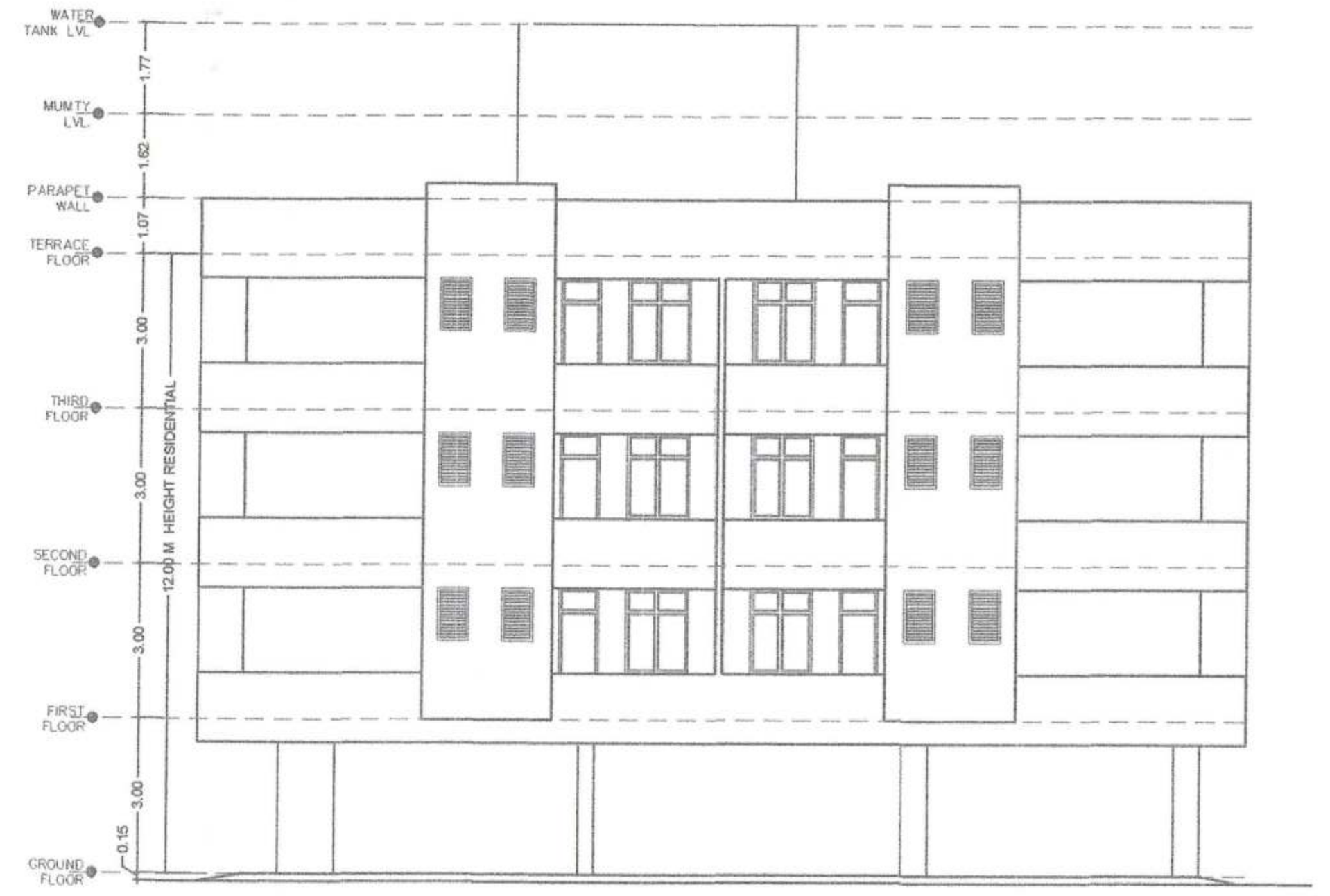

LEFT ELEVATION

FRONT ELEVATION

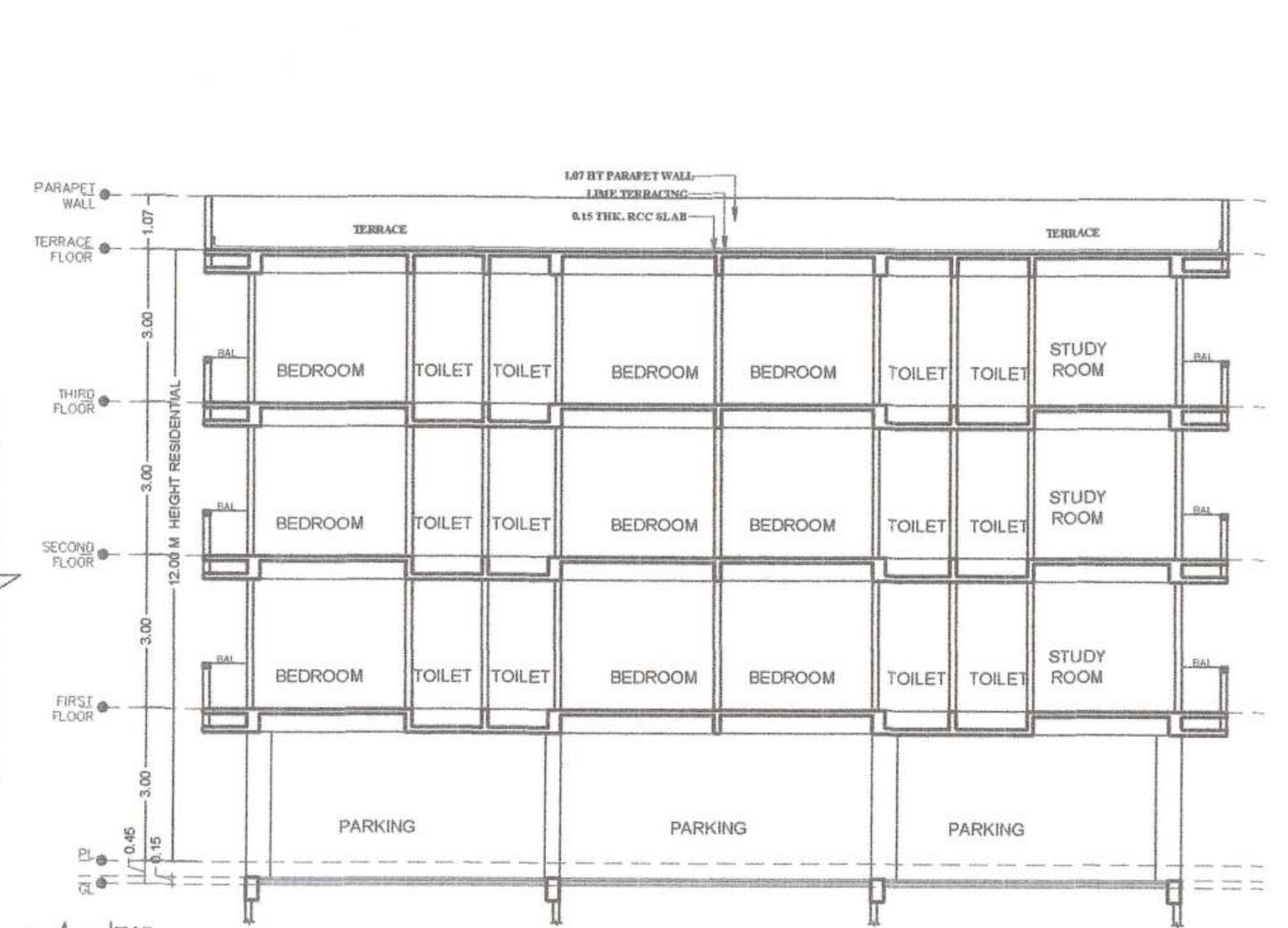

SECTION Y-Y

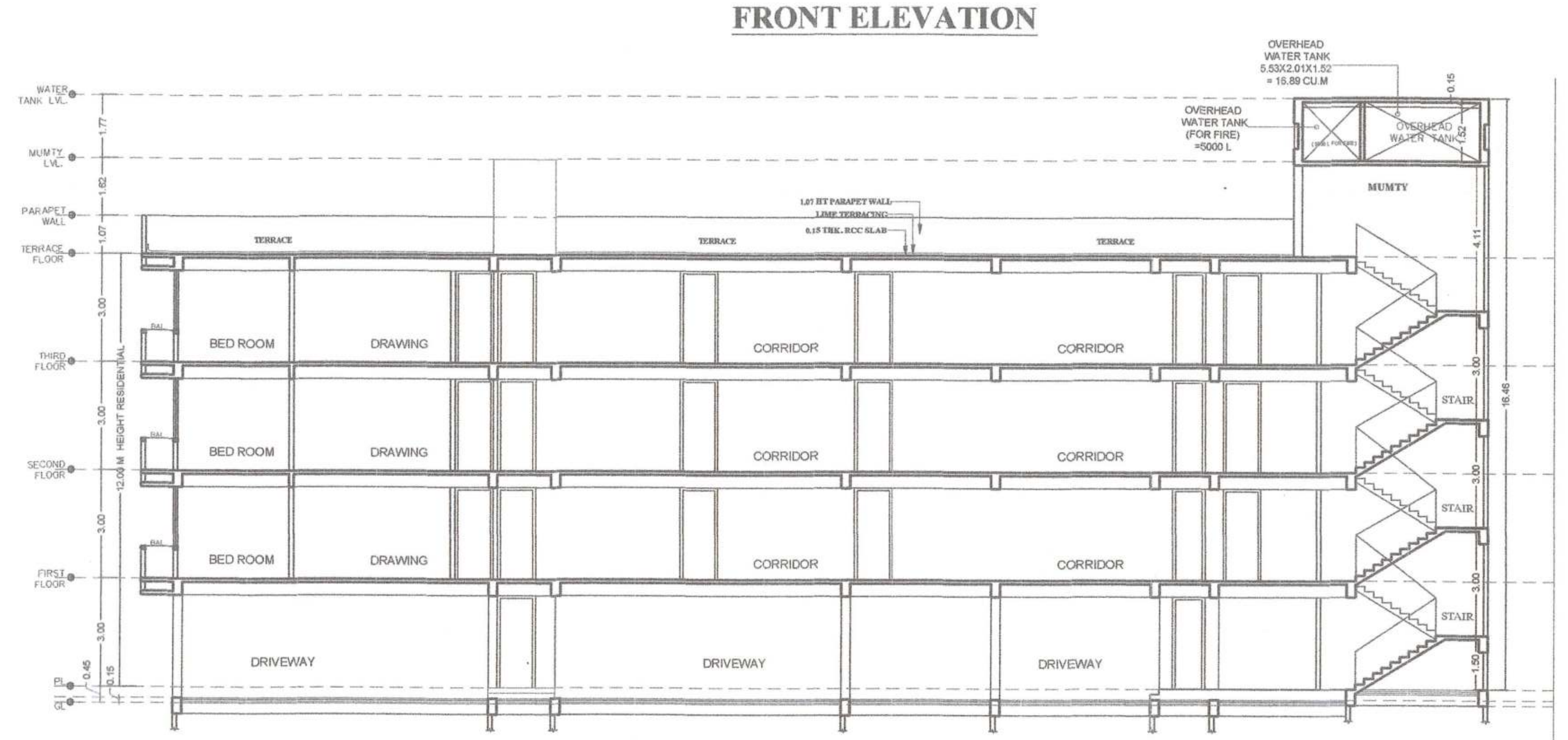

SECTION X-X

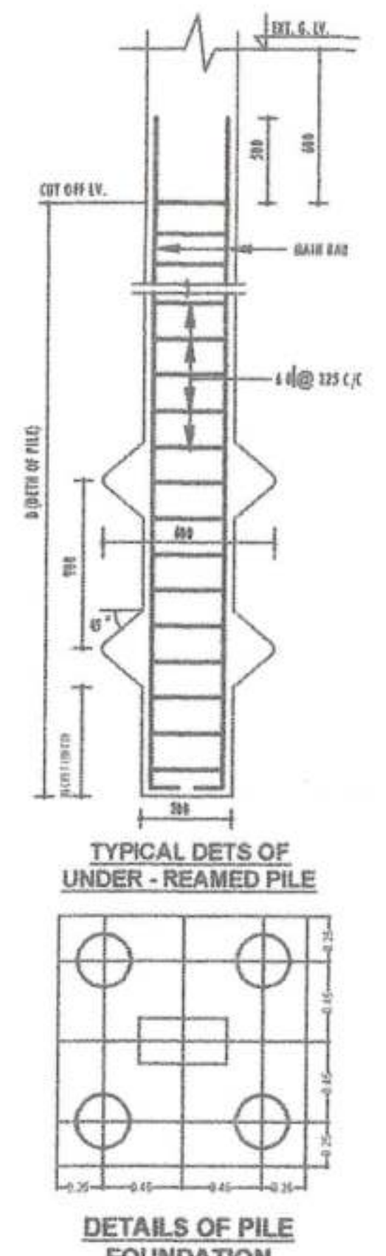

TYPICAL DETS OF UNDER - REAMED PILE

DETAILS OF PILE FOUNDATION

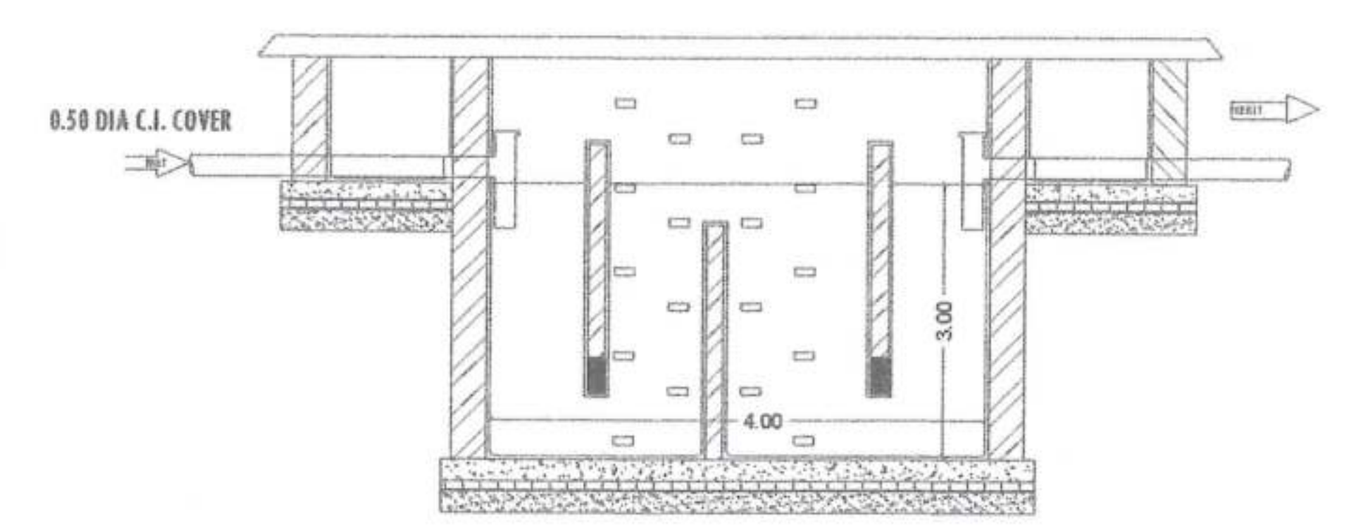

SECTION ON Z-Z

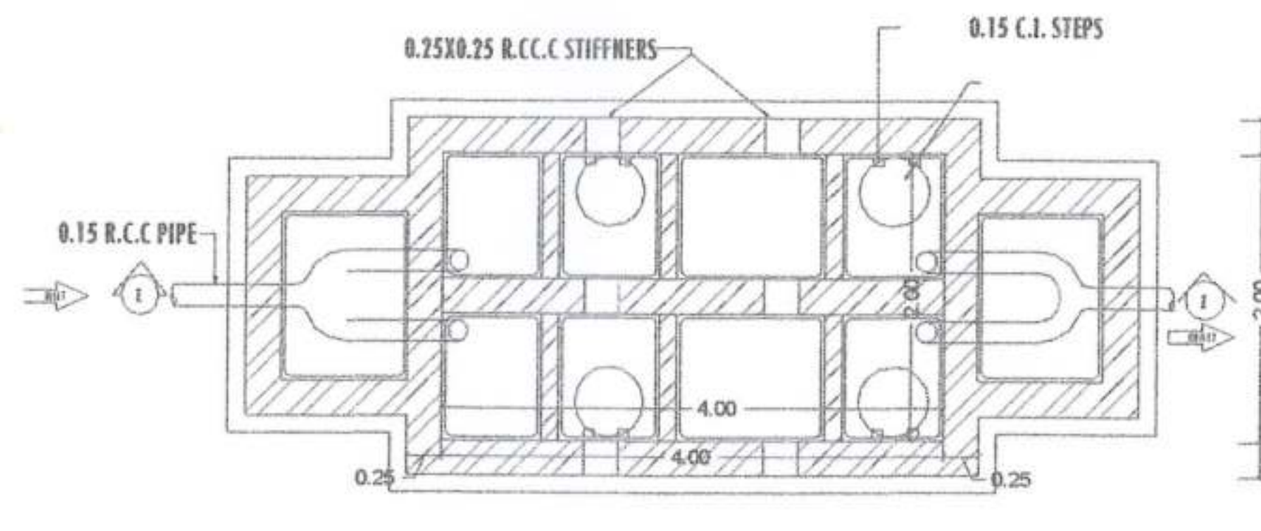

PLAN OF SEPTIC TANK.

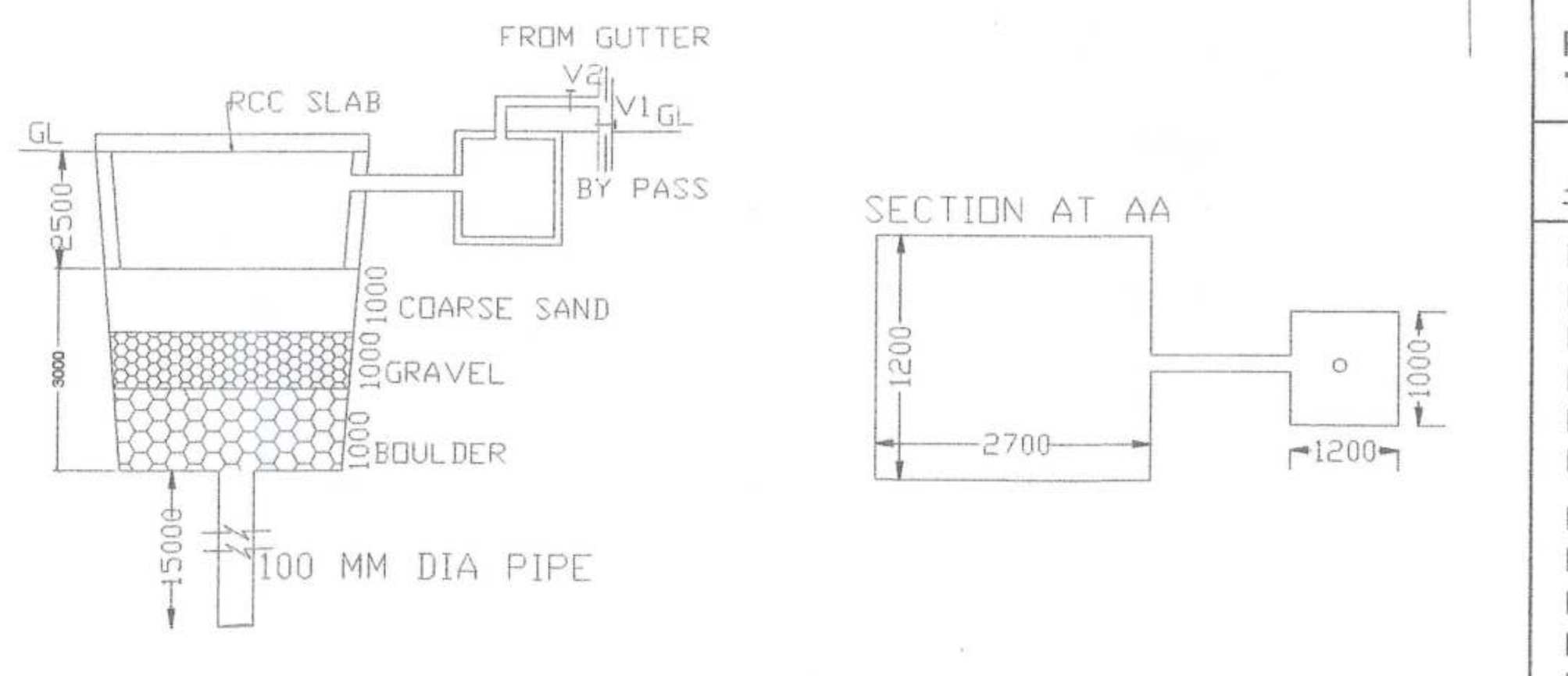

DETAIL OF RECHARGEBLE BORE WELL

PARKING CALCULATION

CAR PARKING FOR = 25% OF (TBA-15% OF TBA)
REQUIRED PARKING AREA = 25% OF 2000.38 SQ.M
= 500.09 SQ.M
PROVIDED PARKING AREA ON GROUND FLOOR
= 613.81 SQ.M

SEPTIC TANK CALCULATION

TOTAL NO. OF FLATS = 25 NOS.
ASSUMING 5 PERSON PER FLAT AND HALL,
TOTAL NO. OF PERSON = 5X25
= 125 PERSON
PER PERSON REQD. = 0.085 CU.M/DAY
TOTAL VOLUME REQD. = 125 X 0.085
= 10.62 CU.M
VOLUME OF SEPTIC TANK SIZE = 4.00 X 2.00 X 3.00 CU.M
= 24.00 CU.M
TOTAL PROVIDED VOLUME OF SEPTIC TANK
= 24.00 CU.M

WATER TANK CALCULATION

TOTAL NO. OF FLATS - 25 NOS.
ASSUMING 5 PERSON PER FLAT
TOTAL NO. OF PERSON = 5X25 = 125 PERSON
RESIDENTIAL WATER DEMAND @135 LPCD
REQUIRED VOLUME OF WATER TANK FOR DOMESTIC USE
= 125X135=16875 L = 16.875 KL
REQUIRED OVER HEAD TANK FOR FIRE = 5000 L = 5.000 KL
TOTAL REQD. VOLUME OF OVER HEAD TANK
= (16.20+5.00) KL
= 21.20 KL
PROVIDED VOLUME OF OVER HEAD TANK = LXBXH
= 7.39 X 2.01 X 1.52
= 22.57 CU.M
TOTAL PROVIDED WATER TANK CAPACITY = 22.57 KL
PROVIDED UNDERGROUND WATER TANK FOR FIRE
= 20.000 L = 20.00 KL

GREEN AREA CALCULATION

REQUIRED GREEN AREA 5% OF NET PLOT AREA
NET PLOT AREA= 1214.25 **SQ.M**
SO, REQUIRED GREEN AREA = 60.71 SQ.M
TOTAL PROVIDED GREEN AREA =79.14 SQ.M

WATER HARVESTING SUMP CALCULATION

TERRACE FLOOR AREA = 784.17 SQ.M
RAIN WATER HARVESTING SUMP REQ. 6 CU.M FOR EVERY 100 SQ.M TERRACE AREA
SO, TOTAL REQ. CAPACITY OF SUMP = 7.84X6
= 47.04 CU.M
PROVIDED TANK SIZE = 6.0X3.0X3.0 = 54.00 CU.M
TOTAL VOLUME OF SUMP = 54.00 CU.M

FIRE LEGENDS

[1] OVERHEAD WATER TANK CAPACITY - 5,000 LTRS
[2] HYDRANT POINT (H) (WET RISING SYSTEM)
[3] HOSE REAL
[4] I.S.I MARKED F.E
[5] FLUORESCENT SIGN. EXIT
[6] SEAMAC CONNECTION
[7] SPRINKLER'S INSTALLATION (S)
[8] MANUAL CALL ALARM POINT
[9] FIRE RESISTANCE STEEL DOOR --FD--
[10] AREA COVERED WITH SMOKE DETECTION SYSTEM ASA
[11] EMERGENCY LIGHT
[12] P . A , SYSTEM
[13] FIRE ALARM CALL POINT
[14] UNDERGROUND WATER TANK CAPACITY - 2,0000 LTRS

SCHEDULE OF DOORS, WINDOWS

TYPE	WIDTH	HEIGHT	SILL. LEV.	LIN .LEV.	DESCRIPTION
D	1.09	2.13	0.0	2.13	SINGLE LEAF DOOR
D1	0.99	2.13	0.0	2.13	SINGLE LEAF DOOR
D2	0.91	2.13	0.0	2.13	SINGLE LEAF DOOR
D3	0.76	2.13	0.0	2.13	SINGLE LEAF DOOR
DW	0.76/0.46	2.13/1.65	0.0/0.91	2.54	FULLY GLAZED WIN WITH SINGLE LEAF DOOR
W1	1.20	1.65	0.91	2.54	FULLY GLAZED WIN.
W2	1.07	1.65	0.91	2.54	FULLY GLAZED WIN.
W3	0.76	1.48	1.09	2.54	FULLY GLAZED WIN.
V	0.61	0.61	1.52	2.54	FULLY GLAZED WIN.

SPECIFICATION

1. R.C.C. PILES FOUNDATION AS PER STRUCTURAL DESIGN
2. IST CLASS BRICK WORK IN CEMENT MORTAR (1:6) IN SUPER STRUCTUR
3. 0.112 TH LIME TERRACING OVER 0.10 TH R.C.C. SLAB ON TOP FLOOR
4. 0.025 TH I.P.S. FLOORING OVER 0.15 TH. DRY RAMMED KHOA OVER 0.075 TH FLAT BRICK SOLING
5. 12MM TH. CEMENT PLASTER ON BOTH SIDE OF WALL
6. ALL FLUSH DOORS AND STEEL FRAME WITH GLAZED WINDOW
7. WHITE AND COLOR WASH AS PER CHOICE

AREA CALCULATION

TOTAL PLOT AREA AS/DEVELOPMENT AGREEMENT
= 1214.49 SQ.M

TOTAL PLOT AREA AS/SITE	= 1214.25 SQ.M
GROUND FLOOR B/UP AREA	= 105.69 SQ.M
1ST FLOOR B/UP AREA	= 742.65 SQ.M
2ND FLOOR B/UP AREA	= 742.65 SQ.M
3RD FLOOR B/UP AREA	= 742.65 SQ.M
TOTAL FLOOR B/UP AREA	= 2333.64 SQ.M

$F.A.R. = \frac{TOTAL\ B/U\ AREA}{NET\ PLOT\ AREA} = \frac{2333.64}{1214.25} = 1.92$

PROPOSED RESIDENTIAL BUILDING AT MITRAMANDAL COLONY, PATNA
PLOT DETAIL :- MAUZA.- SAICHAK, THANA NO.- 32, PLOT NO.- 482 (P), KHATA NO.- 07, TAUZI NO.- 5068, DISTRICT- PATNA
OWNER :- SACHIDANAND YADAV , S/O LATE. HARIHAR RAI
DEVELOPER :-- SAI S.V VENTURES PVT. LTD.
DIRECTOR- AMITESH ARUN S/O AMITABH ARUN

ALL DIMENTION IN METER

SCALE-1:100	SHEET NO-01.	N

SAI SV VENTURES PVT. LTD.
BR/UDHD/BLDR/P/23-0002
DIRECTOR

SIGNATURE OF OWNER

AMIT KUMAR
ARCHITECT
EMPANELMENT NO.
CA/1999/25514
UDHD, GOVERNMENT OF BIHAR

SIGNATURE OF ARCHITECT

BRAJESH KUMAR SINHA
Registration No.
BR/UDHD/SE/23-0071
UDHD, Government of Bihar

SIGNATURE OF ENGINEER

बिल्डर/प्रोमोटर/भू–स्वामी/संबंधित वास्तुविद्/अभियंता को निर्देश दिया जाता है कि भवन के निर्माण तथा उपयोग में लाने के पूर्व आवासीय/व्यवसायिक कम्पलेक्स में सूरक्षा की दृष्टि से, प्रवेश द्वार निकास द्वार, सीढ़ी, लिफ्ट, पार्किंग प्रत्येक फ्लोर, गेट के बाहर की ओर लोकेशन के साथ तथा अन्य वांछित महत्त्वपूर्ण स्थानों पर उच्च मानक के C.C.T.V. कैमरा का अधिष्ठापन करेंगे अन्यथा संबंधित एक्ट एवं वाईलॉज के सुसंगत धाराओं के तहत् कारवाई किया जायेगा।

PATNA MUNICIPAL CORPORATION
PATNA REGIONAL DEVELOPMENT AUTHORITY (DISSOLVED)
Case No. P/SAICHAK/PRN-G+3/477/2022 20
Sanction of Plan Accorded under Section 315, 316 & 317 of the Bihar Municipal Act 2007 by the Municipal Commissioner, Patna on.............
Date 24/03/2023
SANCTION OF PLAN ACCORDED

08-09-2023
07/09/23
निदेशक
शहरी योजना
पटना नगर निगम, पटना

SAI SV VENTURES PVT. LTD.
DIRECTOR

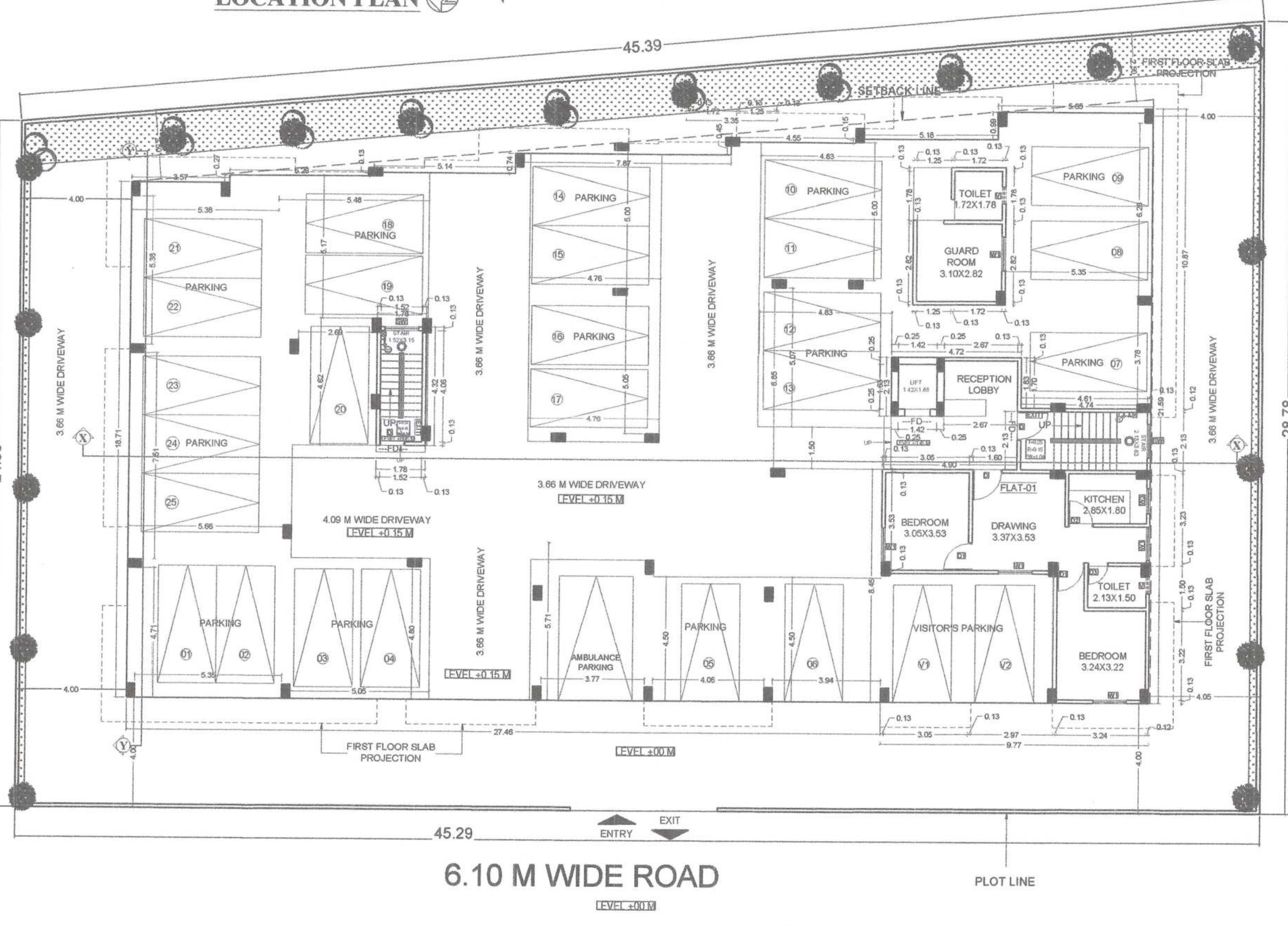

GROUND FLOOR PLAN

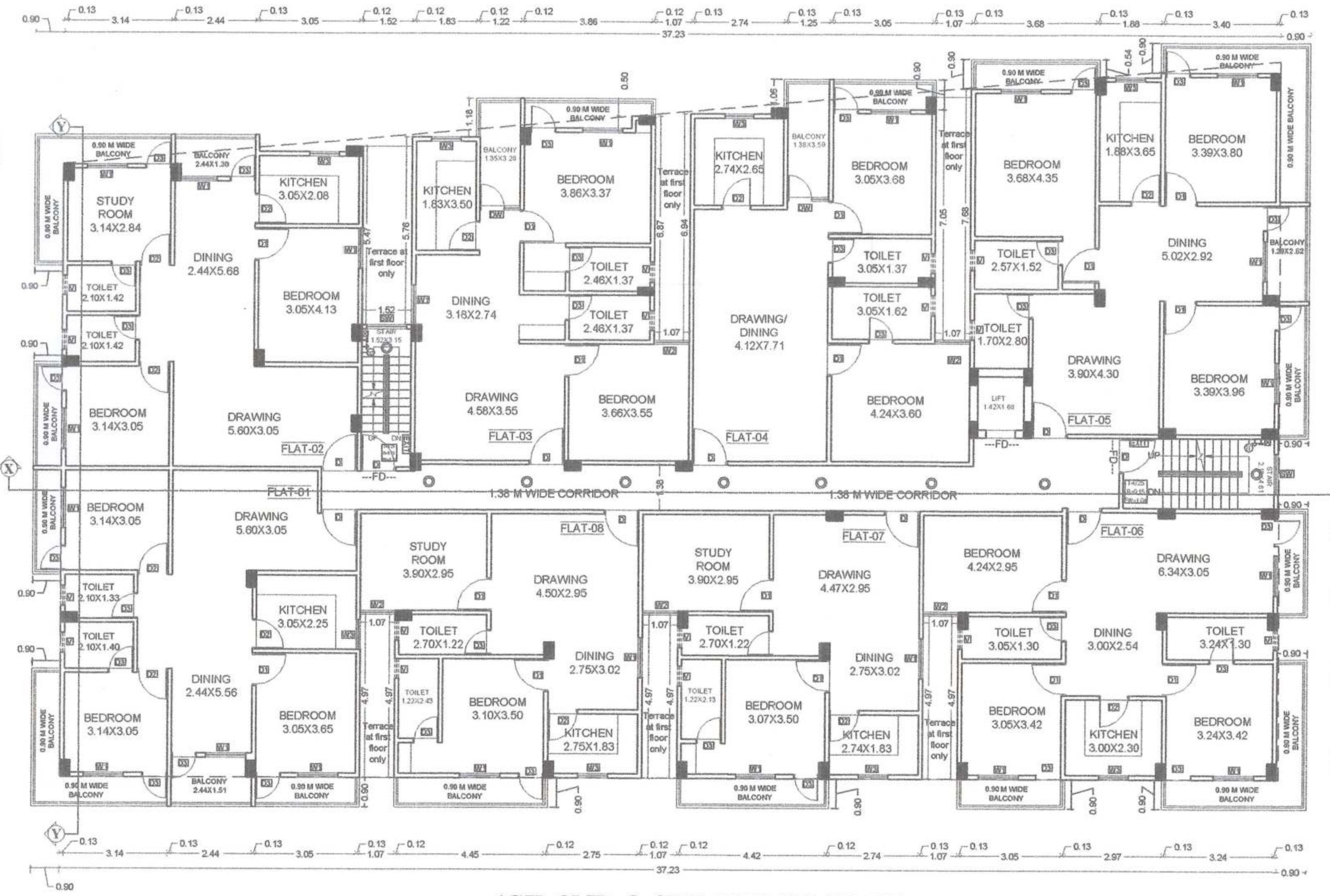

1ST, 2ND & 3RD FLOOR PLAN

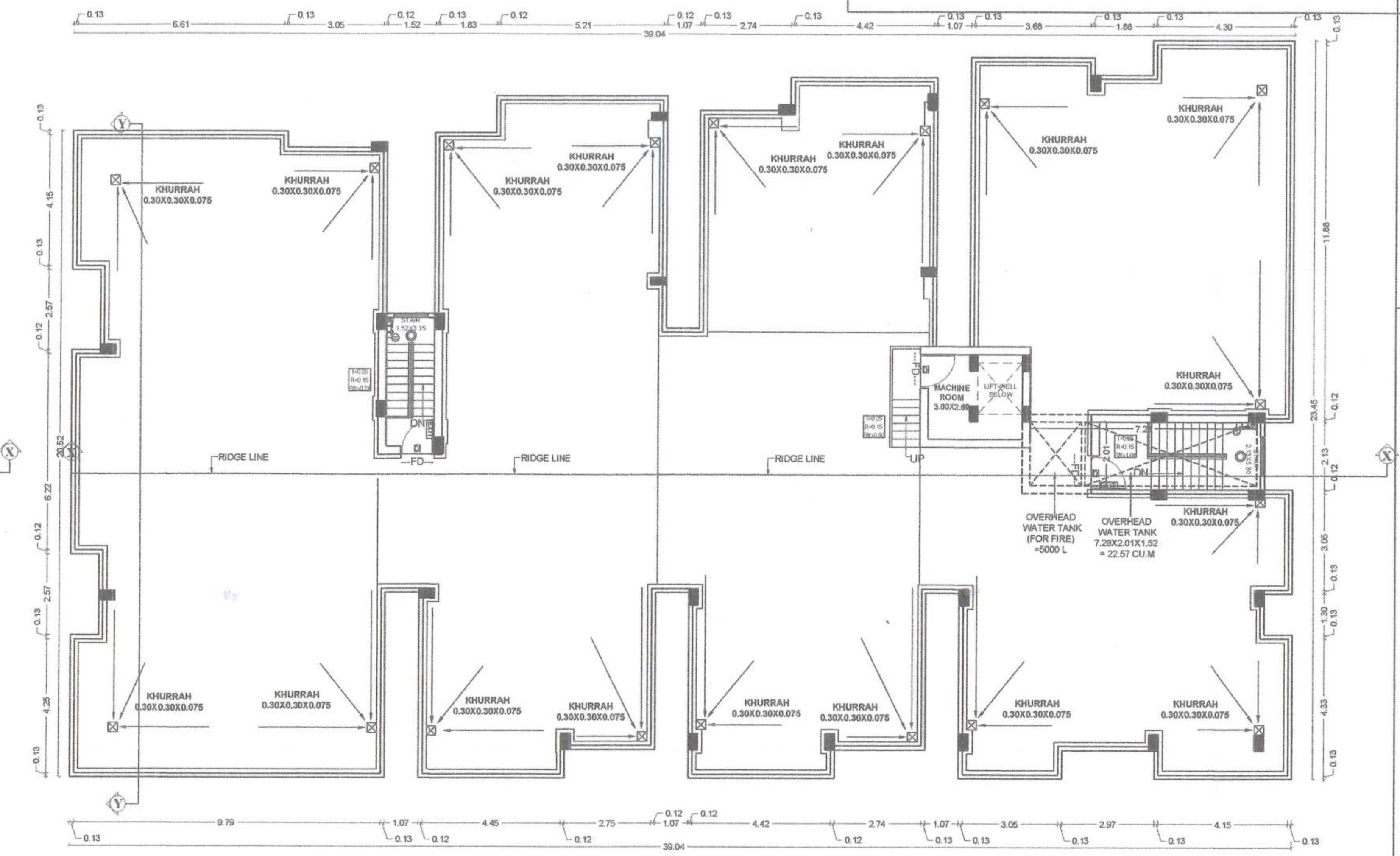

TERRACE FLOOR PLAN