AREA CALCULATION

TOTAL PLOT AREA AS DEED	2052.50 sqm	
TOTAL PLOT AREA AS ON SITE	2052.50 sqm	
NET PLOT AREA	2052.50 sqm	
LOWER BASEMENT FLOOR AREA	5c.74 sqm	
UPPER BASEMENT FLOOR AREA	46.59 sqm	
GROUND FLOOR BUILT AREA	782.59 sqm	
FIRST FLOOR BUILT AREA	822.53 sqm	
SECOND FLOOR BUILT AREA	822.53 sqm	
THIRD FLOOR BUILT AREA	733.55 sqm	
FOURTH FLOOR BUILT AREA	733.55 sqm	
FIFTH FLOOR BUILT AREA	733.55 sqm	
SIXTH FLOOR BUILT AREA	733.55 sqm	
SEVENTH FLOOR BUILT AREA	733.55 sqm	
EIGHT FLOOR BUILT AREA	733.55 sqm	
BUILT-UP AREA		6911.84 sqm
AREA OF BALCONY ON THIRD FLOOR	82.94 sqm	
AREA OF BALCONY ON FIFTH FLOOR	82.94 sqm	
AREA OF BALCONY ON SEVENTH FLOOR	82.94 sqm	
AREA OF BALCONY ON SIXTH FLOOR	82.94 sqm	
AREA OF BALCONY ON EIGHTH FLOOR	82.94 sqm	
AREA OF BALCONY ON SECOND FLOOR	82.94 sqm	
AREA OF BALCONY ON FOURTH FLOOR	82.94 sqm	
TOTAL BALCONY AREA	497.64 sqm	
50% OF BALCONY AREA CONSIDERED FOR FAR	248.82 sqm	
TOTAL BUILTUP AREA		7160.66sqm
F.A.R. ACHIEVED		3.49
PARKING CALCULATION		
TOTAL BUILTUP AREA	7160.66sqm	
SERVICE AREA	982.94 sqm (12.78%)	
GROUND FLOOR SERVICE AREA	56.72 sqm	
1ST & 2ND FLOOR SERVICE AREA	134.4032 = 268.80 sqm	
3RD - 8TH FLOOR SERVICE AREA	110.5632 = 663.36 sqm	
NET BUILT AREA FOR PARKING CALCULATION	6177.94 sqm	
30% TOTAL BUILT UP AREA	1853.28 sqm	
AREA REQUIRED FOR PARKING	1853.28 sqm	
AREA PROVIDED FOR PARKING	799.88 sqm	
ON UPPER BASEMENT	527.88 sqm	
ON LOWER BASEMENT	527.88 sqm	
TOTAL AREA PROVIDED FOR PARKING	2087.16 sqm	
WATER SUPPLY CALCULATION		
FOR COMMERCIAL -		
BUILT UP AREA - 2407.75 SQ. M		
ASSUME 6 PERSONS FOR EVERY 100 SQM CARPET AREA		
2408.00 = 144.48 SAY 145 PERSON		
5 PERSON EXTRA FOR LIFT MAN,STAFF & GUARD		
WATER REQUIRED @ 45 LTR. PER HEAD PER DAY		
= 150 X 45		
= 6,750 LTR.		
TOTAL NO. OF RESIDENTIAL UNITS	48 nos.	
NO. OF PERSONS @ 4 PRESENT	200 nos.	
WATER REQ. @ 135 LIT. PER PERSON	26,800 LTR.	
WATER REQ. FOR FIRE FIGHTING	15,000 LTR.	
REQUIRED VOLUME OF WATER TANK	48.0 cu.m.	
=(6750+26800+15000) = 48,000 LTR.		
VOLUME OF WATER TANK PROVIDED	4.17 X 5.60 X 18.85 = 45.93	
	2.44 X 4.50 X 1.50 = 16.47	
	62.37cu. m.	
SEPTIC TANK CALCULATION		
FOR COMMERCIAL -		
BUILT UP AREA - 2407.75 SQ. M		
ASSUME 6 PERSONS FOR EVERY 100 SQM CARPET AREA		
2408.00 = 144.48 SAY 145 PERSON		
5 PERSON EXTRA FOR LIFT MAN,STAFF & GUARD		
TOTAL NO. OF PERSONS = 150		
VOLUME REQUIRED @ 0.085 CU.M. PER PERSON		
= 150 X 0.085		
= 12.75 CU.M.		
TOTAL NO. OF RESIDENTIAL UNITS	48 nos.	
TOTAL NO. OF PERSONS @ 3 PER UNIT	200 nos.	
TOTAL VOL REQ. @ 0.085 CU.M. PER PERSON	24.48 cu.m.	
TOTAL VOL REQ. = 12.75+24.48 =	37.23 cu.m.	
VOLUME OF SEPTIC TANK PROVIDED	8.60 X 4.00 X 1.00	
	43.20 cu.m.	
RAIN WATER HARVESTING CALCULATION :-		
REQUIRED recharging PIT - TRENCH VOLUME	50 CUM	
NO. OF TRENCH REQUIRED	2 NOS	
NEEDED VOLUME OF RECHARGING PIT -		
PROVIDED VOLUME OF RECHARGING PIT	2.00 X 2.00 X 3.00 = 12 CUM	
	2.50 X 2.50 X 3.00 = 18.75 CUM	
	2X3 NOS. 25X2.5X3.00 = 37.5 CUM	
VOLUME OF RECHARGE PIT PROVIDE =	68.25 cu. m.	
GREEN AREA CALCULATION		
NET PLOT AREA = 2052.50 SQ.M		
REQ. GREEN AREA= 10% OF 2052.50 SQM= 205.25 SQM		
PROVISION OF GREEN AREA=		
BACK SIDE - 38.31 X 1.00 = 66.38 SQ. M.		
RIGHT SIDE - (4.5/2)+(27X 46.92= 124.10 SQ. M		
LEFT SIDE - 66.38 X 1.00 = 66.38 SQ. M.		
TOTAL= 32.64 + 66.38+ 124.10 = 223.15 SQ. M.		

SCHEDULE OF DOORS & WINDOWS

SL NO.	TYPE	WIDTH	HEIGHT	NOS.	UNIT	DESCRIPTION
1	D	1.00	2.10	48	EACH	FLUSH DOOR
2	D1	1.00	2.10	0.00	2.10	FLUSH DOOR
3	D2	0.91	2.10	0.00	2.10	FLUSH DOOR
4	SD	1.52	2.30	0.00	2.30	FLUSH DOOR
5	D3	0.76	2.10	0.00	2.10	FLUSH DOOR
6	D4	0.86	2.10	0.00	2.10	FLUSH DOOR
7	D5	0.61	2.10	0.00	2.10	FLUSH DOOR
8	D6	0.76	2.10	0.00	2.10	FLUSH DOOR
9	D7	0.46	2.10	0.00	2.10	FLUSH DOOR
10	W1	1.37	1.74	15.00	2.30	PVC FRAME WITH GLASS
11	W2	0.90	1.74	23.00	2.30	PVC FRAME WITH GLASS
12	W3	0.90	1.43	1.00	2.30	PVC FRAME WITH GLASS
13	V	0.60	1.15	1.00	2.30	WOODEN FRAME WITH GLASS
14	V1	1.52	0.60	3.00	2.30	PVC FRAME WITH GLASS

SPECIFICATION

1. R.C.C TYPE FOUNDATION AS PER DETAIL GIVEN IN THIS DRAWING.
2. 1ST CLASS BRICK WORK IN CEMENT MORTAR(1:6)
3. 100 MM THICK RCC FLOOR SLAB AT GROUND FLOOR OVER FLAT BRICK SOLING OVER LOCAL SAND FILLING.
4. 0.10 TH RCC CONCRETE OVER CHHIPS RCC SLAB.
5. ALL DOORS & WINDOWS FRAMES ARE OF SAL WOOD.
6. 15 MM CEMENT PLASTER ON BOTH SIDE OF WALL
7. DOOR & WINDOWS SHUTTERS AS PER CHOICE
8. WHITE & COLOUR WASH AS PER CHOICE

PLOT DETAILS:-

PROPOSED COMMERCIAL CUM RESIDENTIAL APARTMENT NAMELY "ISHA HEIGHT" FOR M/S- VASTU VASTAYA BUILDER PVT. LTD ON THE PROPERTY OF

1. SMT. USHA RAJ W/O- SRI RAJ KUMAR DUBEY
2. SRI KARAN RAJ S/O- SRI RAJ KUMAR DUBEY
3. SRI DINESH PANDEY S/O- LATE RAM ISHRESH

ALL RESIDING AT KHESRA PLOT NO - 666 &644(TA NO-965 MAUZA-BODHGAYA THANA-BODHGAYA THANA NO.- 539, TAUZI NO.- 4100, DIST.- GAYA

FIRE FIGHTING LEGENDS

(1) F.D- FIRE RESISTING DOOR
(2) CHECK DOOR 1 HR. FIRE RATING
(3) F.W. WATER TANK - 100.00 LTRS CAPACITY 10,000
(4) FIRE HYDRANT CONNECTED WITH WET RISING SYSTEM
(5) FIRE HOSE REEL
(6) FLUID SENSOR
(7) EXIT DIRECTIONAL SIGNS
(8) FLOOR INDICATOR PANEL FOR AUTOMATIC FIRE
(9) SMOKE CONNECTION TO FIRE
(10) EMERGENCY LIGHT
(11) FIRE EXTINGUISHER CO2 TYPE
(12) MANUAL CALL ALARM POINT
(13) YARD HYDRANT POINT
(14) OVER HEAD WATER STATIC TANK 15000 LITRS CAPACITY
(15) AUTOMATIC SPRINKLERS INSTALLATION
(16) AUTOMATIC ALARM SYSTEM

F.D
CO2 EXT
F.W
15000
SPRINKLERS
A.F.S

NORTH — SCALE 1:100 1:200 — DRG NO. 01/05

SIGN OF OWNER

SIGN OF BUILDER

SIGN OF ARCHITECT

Ar. KUMAR UJJWAL
B.ENG. BODHGAYA
Regd.-STRUCTURE ENGINEER,
Regd. No. St. Enn. 4/20

SIGN OF STRUCTURE ENGINEER

VASTU VASTAYA BUILDER PVT. LTD.
DIRECTOR

LEFT SIDE ELEVATION

27.99 M.

1.22

SITE PLAN
SCALE - 1:200

6.10 M. WIDE ROAD
65.36 M.
61.00 M. WIDE N.H. ROAD
46.68 M
46.32
37.41 m.
34.76 m.
PROPOSED COMMERCIAL CUM - RESIDENTIAL LB+UB+GF+8 BUILDING
SEPTIC TANK
UNDERGROUND WATER TANK CAPACITY - 100000 LTR.
GREEN AREA
RAIN WATER HARVESTING TRENCH
RAIN WATER RECHARGING PIT
OPEN TO SKY
1500mm Shed

NORTH

LOCATION PLAN
NOT TO SCALE

HOTEL JATAKA INN
PATNA-GAYA-DOBHI ROAD
DOMUHAN- BODH GAYA ROAD
CHERKI ROAD
LUMBINI HYBRID
MAN LEE SUZUKI ARENA
APPLICANTS PLOT
NEXA SHOWROOM
PATNA-GAYA-DOBHI ROAD
HOTEL OAKS BODHGAYA
POWER GRID

KEY PLAN
NOT TO SCALE

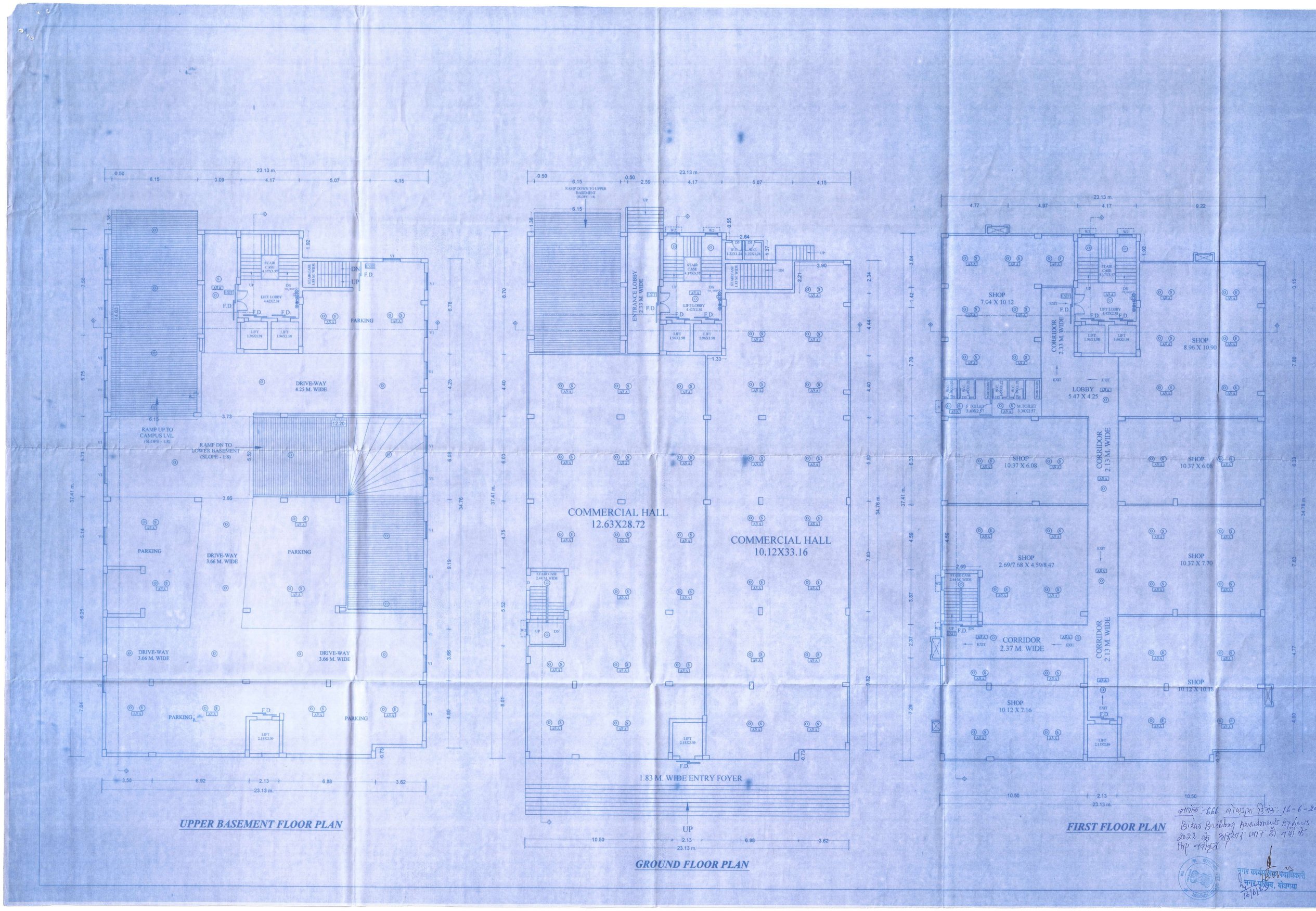

SCHEDULE OF DOORS & WINDOWS

SL.NO	TYPE	WIDTH	HEIGHT	SILL	LINTEL	DESCRIPTION
1	D	1.05	2.50	0.00	2.50	PLYWOOD
2	D1	0.99	2.13	0.00	2.13	PLYWOOD
3	D2	0.91	2.50	0.00	2.50	PLYWOOD
4	D5	0.92	2.13	0.00	2.13	PLYWOOD
5	D4	0.76	2.50	0.00	2.50	PLYWOOD
6	D5	0.76	2.13	0.00	2.13	PLYWOOD
7	SD	1.52	2.59	0.00	2.50	PLYWOOD
8	DW	2.13	2.50	0.00/0.76	2.50	
9	DW1	1.96	2.50/1.74	0.00/0.76	2.50	FULLY GLAZED
10	DW2	1.78	2.50/1.74	0.00/0.76	2.50	FULLY GLAZED
11	DW3	1.69	2.50/1.74	0.00/0.76	2.50	FULLY GLAZED
12	DW4	1.89	2.50/1.45	0.00/1.05	2.50	FULLY GLAZED
13	W	3.83	1.74	0.76	2.50	FULLY GLAZED
14	W1	1.37	1.74	0.76	2.50	FULLY GLAZED
15	W2	0.95	1.74	0.76	2.50	FULLY GLAZED
16	W3	0.96	1.45	1.05	2.50	FULLY GLAZED
17	V	0.60	1.13	1.37	2.50	FULLY GLAZED (LOUVER)
18	V1	1.52	0.60	1.05	2.55	FULLY GLAZED (LOUVER)

SPECIFICATION

1. R.C.C PILE FOUNDATION AS PER DETAIL GIVEN IN THIS DRAWING.
2. 1ST CLASS BRICK WORK IN CEMENT MORTAR (1:6) IN SUPER STRUCTURE.
3. HEIGHT OF PLINTH FLOOR AREA SHOWN IN SECTION.
4. 0.63 I.P.S. FLOOING OVER 0.75 DEV REMMED KHOA OVER FLAT BRICK SOLING OVER LOCAL SAND FILLING.
5. 0.050 TH D.P.C. ON F.L. ALL ROUND THE BUILDING.
6. 0.11th TH LIME CONCRETE OVER 0.18TH R.C.C. SLAB.
7. 0.15 DIA R.C.C. BAND AT DOORS & WINDOWS OPENINGS
8. 0.12 CEMENT PLASTER ON BOTH SIDE OF WALL.
9. WHITE & COLOUR WASH AS PER CHOICE.

PLOT DETAILS :

PROPOSED COMMERCIAL - CUM- RESIDENTIAL APARTMENT NAMELY TUSHA HEIGHT FOR-
M/S- VASTU VASTAYA BUILDER PVT. LTD ON THE PROPERTY OF
1. SMT. USHA RAJ W/O- SRI RAJ KUMAR DUBEY
2. SRI KARAN RAJ S/O- SRI RAJ KUMAR DUBEY
3. SRI DINESH PANDEY S/O- LATE RAM BRIKSH PANDEY
AT KHESRA PLOT NO - 66, KHATA NO- 965 MAUZA-BODHGAYA, THANA -BODHGAYA, THANA NO - 359, TAUZI NO.- 4100, DIST.- GAYA

FIRE FIGHTING LEGENDS

(1) R.D. FIRE RESISTING DOOR ..... F.D.
CHECK DOOR 1 HR. FIRE RATING
(2) U/G WATER TANK - 1,60,000 LTRS. CAPACITY 10,000 160000
(3) FIRE HYDRANT CONNECTED WITH WET RISING SYSTEM .....
(4) HOSE REEL .....
(5) LOUD SPEAKER .....
(6) EXIT DISTUCTIONAL SIGNS ..... EXIT
(7) FIRE INDICATOR PANEL FOR AUTOMATIC FIRE ALARM SYSTEM ..... FAP
(8) SEAMESE CONNEITION TO THE WET RISING SYSTEM .....
(9) EMERGENCY LIGHT .....
(10) FIRE EXTINGUISHER CO2 TYPE ..... CO2 DCP
(11) MANUAL CALL ALARM POINT ..... M
(12) YARD HYRANT POINT ..... H (WET RISING SYSTAM)
(13) OVER HEAD WATER STATIC TANK 45,000 LITRS. CAPACITY 45000
(14) AUTOMATIC SPRINKLER'S INSTALLATION ..... (S)
(15) AUTOMATIC ALARM SYSTAM ..... A.F.A.

NORTH	SCALE	DRG NO.
	1:100	02/05

1) [signature]
2) [signature]
3) [signature]

SIGN. OF OWNER

VASTU VASTAYA BUILDER PVT. LTD.
[signature] DIRECTOR
DIRECTOR

SIGN. OF BUILDER

[signature]
AR. MANISH KUMAR
C.O.A. Regd. No.-CA/2016/75819
SIGN. OF ARCHITECT

[signature]
Er. KUMAR UJJWAL
BNG. BODHGAYA
Reg.- STRUCTURE ENGINEER,
Reg. No. St. Enn. 4/20
SIGN. OF STRUCTURE ENGINEER

नक्शा नं.-699 दिनांक - 19-12-2019
स्वीकृत किया जाता है
1) नोट नम्बर के नियम लागू।
2) स्वीकृत नक्शे के विपरीत निर्माण पाए जाने पर संज्ञान लिया जाएगा।

Bihar Building Amendments Bylaws 2022 के अनुसार स्वीकृत दी गयी है FAR लागू होगा।

[signature]
नगर कार्यपालक पदाधिकारी
नगर परिषद, बोधगया

[signature]
कार्यपालक पदाधिकारी
नगर परिषद बोधगया

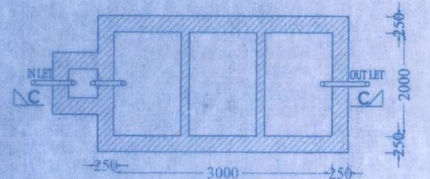

SEPTIC TANK PLAN

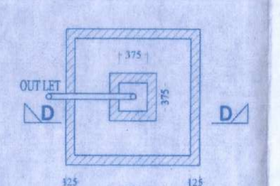

SOAK PIT PLAN

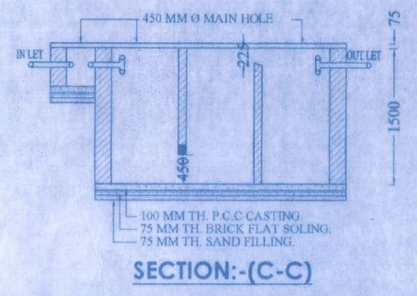

SECTION:-(C-C)

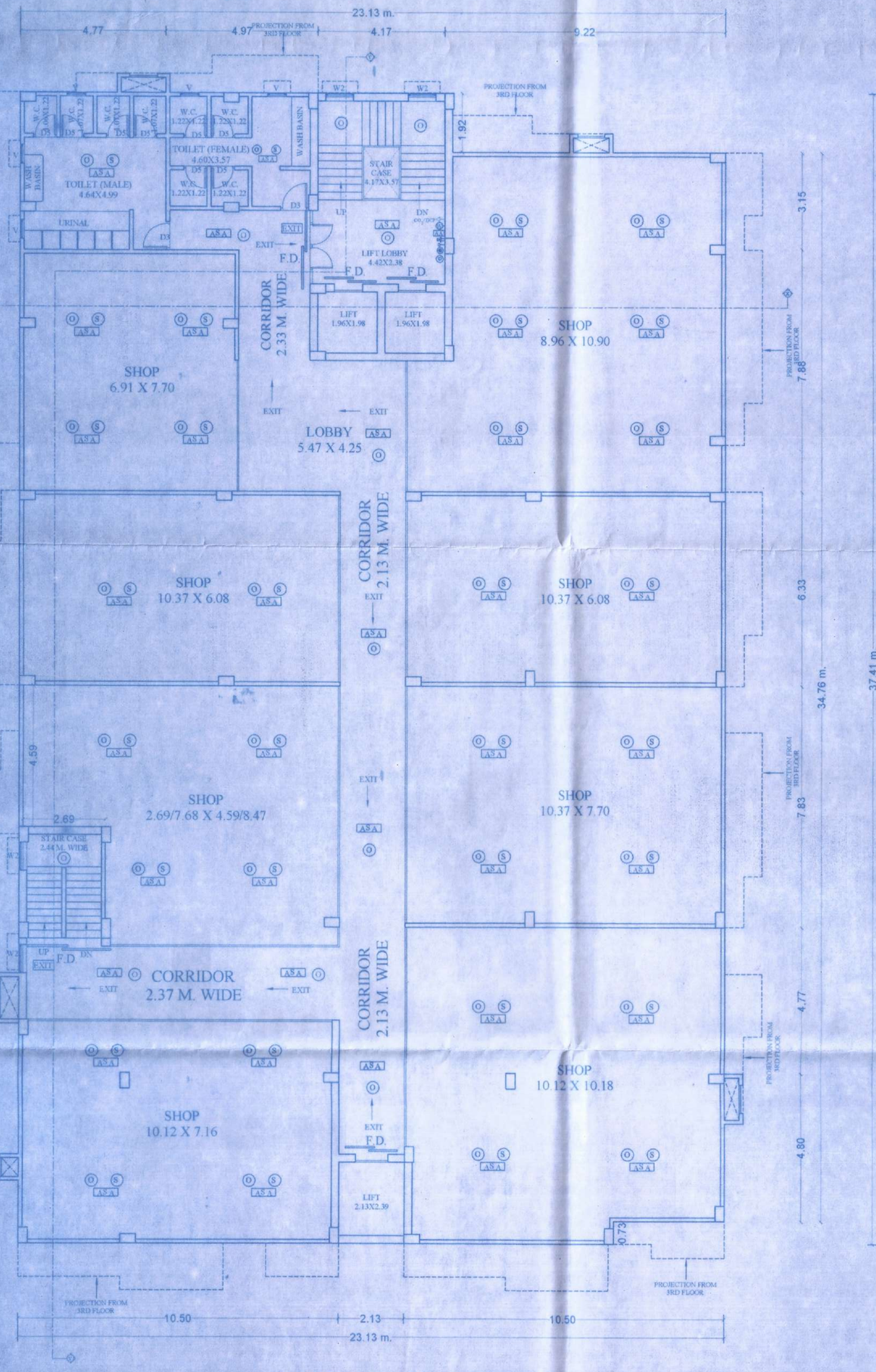

SECOND FLOOR PLAN

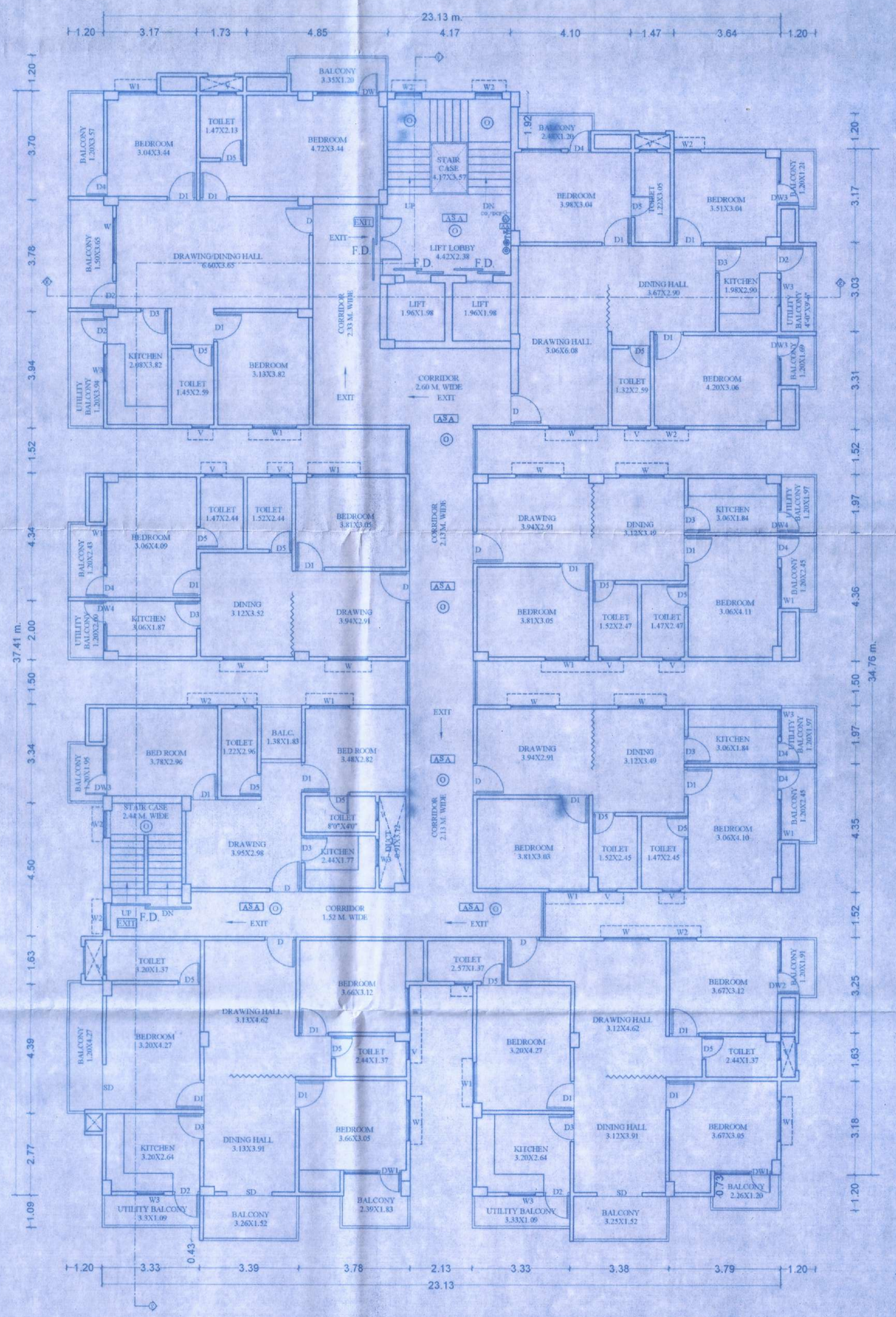

TYPICAL(3RD-8TH) FLOOR PLAN



FRONT ELEVATION

SCHEDULE OF DOORS & WINDOWS

SL.NO	TYPE	WIDTH	HEIGHT	SILL	LINTEL	DESCRIPTION
1	D	1.07	2.50	0.00	2.50	FLUSH DOOR
2	D1	0.99	2.13	0.00	2.13	FLUSH DOOR
3	D2	0.91	2.50	0.00	2.50	FLUSH DOOR
4	D3	0.91	2.13	0.00	2.13	FLUSH DOOR
5	D4	0.76	2.50	0.00	2.50	FLUSH DOOR
6	D5	0.76	2.13	0.00	2.13	FLUSH DOOR
7	SD	1.52	2.36	0.00	2.50	FLUSH DOOR
8	DW	2.13	2.50	0.00/0.36	2.50	
9	DW1	1.98	2.50/1.24	0.00/1.26	2.50	FULLY GLAZED
10	DW2	1.78	2.50/1.78	0.00/0.72	2.50	FULLY GLAZED
11	DW3	1.69	2.50/1.36	0.00/0.36	2.50	FULLY GLAZED
12	DW4	1.69	2.50/1.43	0.00/1.05	2.50	FULLY GLAZED
13	W	1.52	1.74	0.76	2.50	FULLY GLAZED
14	W1	1.37	1.74	0.76	2.50	FULLY GLAZED
15	W2	0.90	1.74	0.76	2.50	FULLY GLAZED
16	W3	0.90	1.43	1.07	2.50	FULLY GLAZED
17	V	0.60	1.13	1.37	2.50	FULLY GLAZED
18	V1	1.53	0.60	1.95	2.53	FULLY GLAZED

SPECIFICATION

1. R.C.C PILE FOUNDATION AS PER DETAIL GIVEN IN THIS DRAWING.
2. 1ST CLASS BRICK WORK IN CEMENT MORTAR (1:6) IN SUPER STRUCTURE.
3. HEIGHT OF PLINTH FLOOR AREA SHOWN IN SECTION.
4. 0.063 LF.S. FLOODING OVER 0.75 DRY REMMED EARTH OVER FLAT BRICK SOLING OVER 3 OCAL SAND FILLING.
5. 0.050 TH D.P.C. ON P.L. ALL ROUND THE BUILDING.
6. 0.110 TH LIME CONCRETE OVER 0.100 TH R.C.C SLAB.
7. 0.15 TH. R.C.C. BAND AT DOORS & WINDOWS OPENINGS
8. 0.12 CEMENT PLASTER ON BOTH SIDE OF WALL
9. WHITE & COLOUR WASH AS PER CHOICE.

PLOT DETAILS

PROPOSED COMMERCIAL - CUM- RESIDENTIAL APARTMENT NAMELY "USHA HEIGHT" FOR M/S- VASTU VASTAYA BUILDER PVT. LTD ON THE PROPERTY OF -
1. SMT. USHA RAJ W/O- SRI RAJ KUMAR DUBEY
2. SRI KARAN RAJ S/O- SRI RAJ KUMAR DUBEY
3. SRI DINESH PANDEY S/O- LATE RAM BRIKSH PANDEY
AT KHESRA PLOT NO.- 66, KHATA NO- 965, MAUZA-BODHGAYA, THANA -BODHGAYA, THANA NO.- 359, TAUZI NO.- 4100, DIST.- GAYA

FIRE FIGHTING LEGENDS

(1) F.D. FIRE RESISTING DOOR ——— F.D.
CHECK DOOR 1 H.R. FIRE RATING
(2) U.G WATER TANK =1,00,000 LTRS ——— U.G.W.T.
CAPACITY 10,000
(3) FIRE HYDRANT CONNECTED WITH
WET RISING SYSTEM ——— W
(4) HOSE REEL ——— H.R
(5) LOUD SPEAKER ——— L.S
(6) EXIT DIRECTIONAL SIGNS ——— EXIT
(7) FLOOR DIGITS FOR PANEL
FOR AUTOMATIC FIRE ——— A.F.
ALARM SYSTEM
(8) SEAMESE CONNECTION TO THE
WET RISING SYSTEM ——— S
(9) EMERGENCY LIGHT ——— E
(10) FIRE EXTINGUISHER CO2 TYPE ——— CO2/DCP
(11) MANUAL CALL ALARM POINT ——— C
(12) YARD HYDRANT POINT ——— H (WET RISING SYSTEM)
(13) OVER HEAD WATER STATIC TANK 15000 LTRS CAPACITY ——— O.H.W.T.
(14) AUTOMATIC SPRINCLERS INSTALLATION ——— (S)
(15) AUTOMATIC ALARM SYSTAM ——— A.A

NORTH	SCALE	DRG.NO.
	1:100	05/05

1) Dshakal
2)
3)

SIGN. OF OWNER

VASTU VASTAYA BUILDER PVT. LTD.
DIRECTOR
DIRECTOR

SIGN. OF BUILDER

AR. MANISH KUMAR
C.O.A. Regd. No.-CA/2016/73618

Er. KUMAR UJJWAL
BNG. BODHGAYA
Reg.-STRUCTURE ENGINEER,
Reg. No. St. Enn. 4/20

SIGN. OF ARCHITECT | SIGN. OF STRUCTURE ENGINEER

नगर कार्यपालक पदाधिकारी
नगर परिषद, बोधगया

कार्यपालक पदाधिकारी
नगर परिषद बोधगया

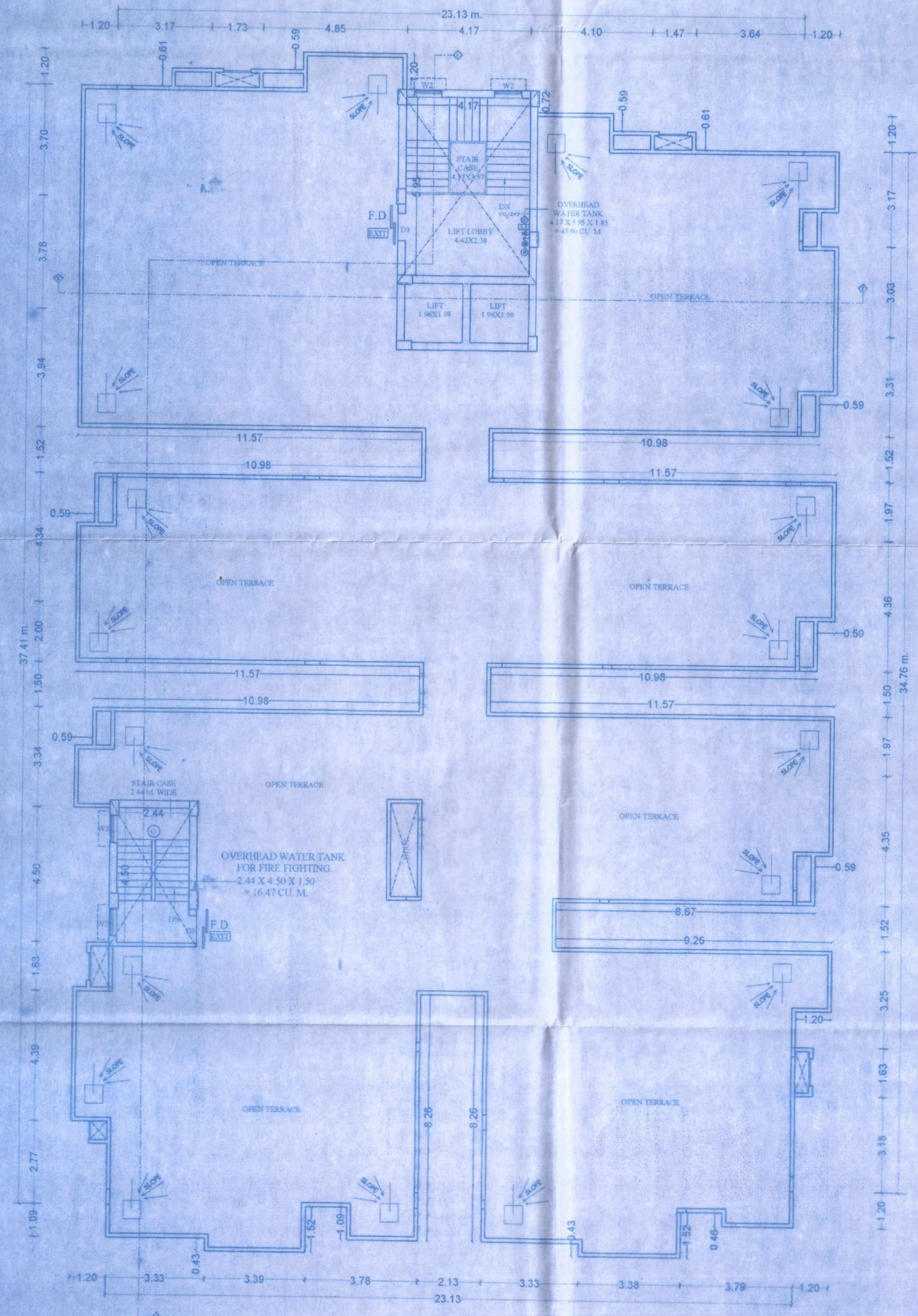

TERRACE FLOOR PLAN

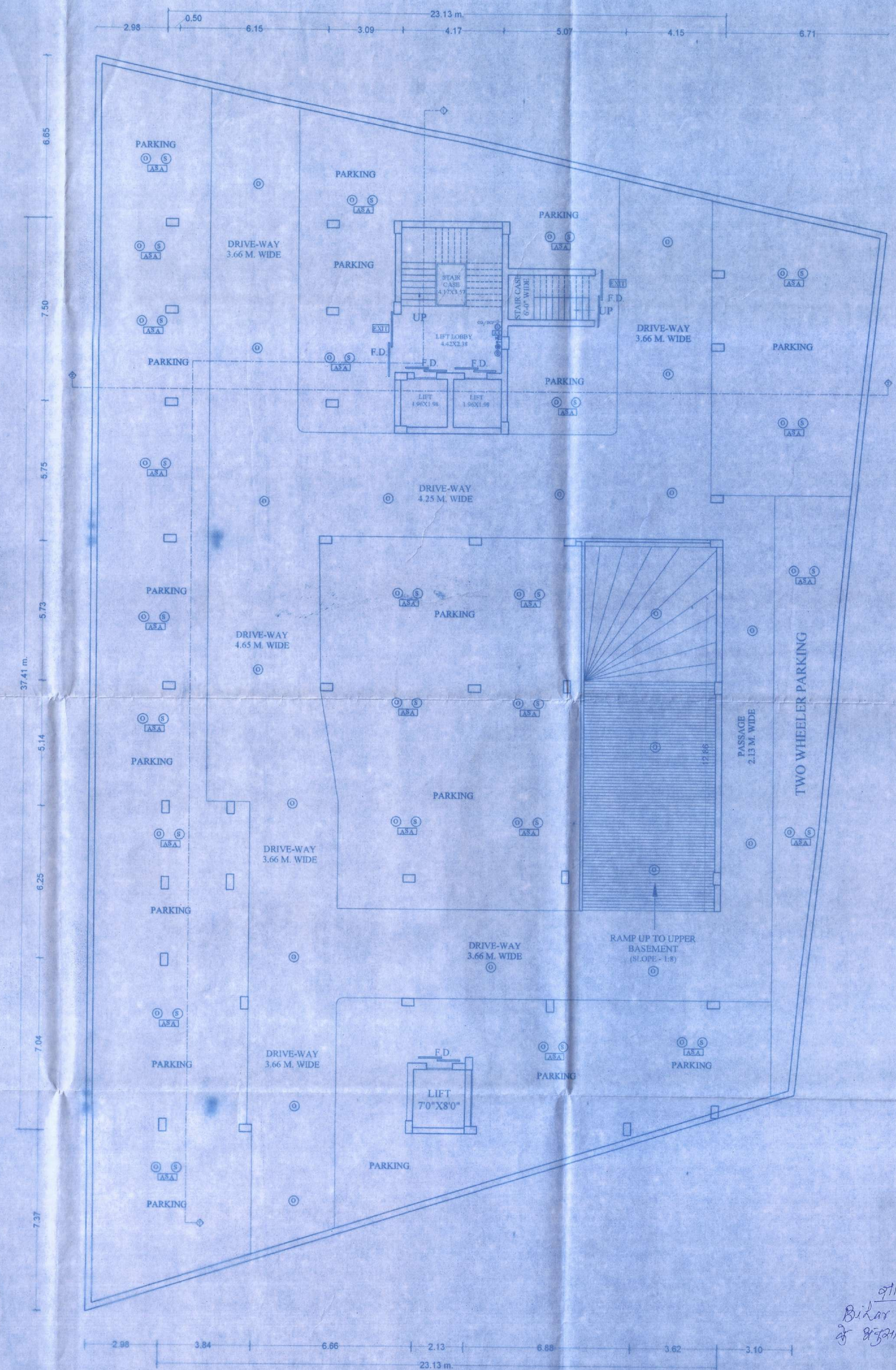

LOWER BASEMENT FLOOR PLAN

SCHEDULE OF DOORS & WINDOWS

SL.NO	TYPE	WIDTH	HEIGHT	SILL	LINTEL	DESCRIPTION
1	D	1.07	2.50	0.00	2.50	PUSH DOOR
2	D1	0.99	2.13	0.00	2.13	PUSH DOOR
3	D2	0.91	2.50	0.00	2.50	PUSH DOOR
4	D2	0.91	2.13	0.00	2.13	PUSH DOOR
5	D4	0.78	2.50	0.00	2.50	PUSH DOOR
6	D5	0.76	2.13	0.00	2.13	PUSH DOOR
7	SD	1.52	2.50	0.00	2.50	PUSH DOOR
8	DW	2.13	2.50	0.00/0.76	2.50	
9	DW1	1.96	2.50/1.74	0.00/0.76	2.50	FULLY GLAZED
10	DW2	1.78	2.50/1.74	0.00/0.76	2.50	FULLY GLAZED
11	DW3	1.69	2.50/1.74	0.00/0.76	2.50	FULLY GLAZED
12	DW4	1.69	2.50/1.43	0.00/1.07	2.50	FULLY GLAZED
13	W	1.52	1.74	0.76	2.50	FULLY GLAZED
14	W1	1.37	1.74	0.76	2.50	FULLY GLAZED
15	W2	0.96	1.74	0.76	2.50	FULLY GLAZED
16	W3	0.90	2.43	1.07	2.50	FULLY GLAZED
17	V	0.60	1.13	1.37	3.97	FULLY GLAZED (VENT)
18	V1	1.52	0.60	1.95	2.55	FULLY GLAZED (VENT)

SPECIFICATION

1. R.C.C PILE FOUNDATION AS PER DETAIL GIVEN IN THIS DRAWING.
2. 1ST CLASS BRICK WORK IN CEMENT MORTAR (1:6) IN SUPER STRUCTURE.
3. HEIGHT OF PLINTH FLOOR AREA SHOWN IN SECTION
4. 0.03 H.P.S. FLOORING OVER 0.75 DRY RENNED KIRBA OVER FLAT BRICK SOLING OVER LOCAL SAND FILLING.
5. 0.050 TH D.P.C. ON F.L. ALL AROUND THE BUILDING.
6. 0.110 TH LIME CONCRETE OVER 0.150TH R.C.C. SLAB.
7. 0.15 TH R.C.C. BAND AT DOORS & WINDOWS OPENINGS.
8. 0.12 CEMENT PLASTER FOR BOTH SIDE OF WALL.
9. WHITE & COLOUR WASH AS PER CHOICE.

PLOT DETAILS

PROPOSED COMMERCIAL – CUM– RESIDENTIAL APARTMENT NAMELY "USHA HEIGHT" FOR– M/S- VASTU VASTAYA BUILDER PVT. LTD ON THE PROPERTY OF

1. SMT- USHA RAJ W/O- SRI RAJ KUMAR DUBEY
2. SRI KARAN RAJ S/O- SRI RAJ KUMAR DUBEY
3. SRI DINESH PANDEY S/O- LATE RAM BRIKSH PANDEY

AT KHESRA PLOT NO - 66, KHATA NO- 965 MAUZA-BODHGAYA, THANA -BODHGAYA, THANA NO.- 359, TAUZI NO.- 4100, DIST.- GAYA.

FIRE FIGHTING LEGENDS

(1) F.D. FIRE RESISTING DOOR ——— F.D.
BRICK DOOR 1.10 R. FIRE RATING
(2) U G WATER TANK=1,00,000 LTRS. ——— 1,00,000
CAPACITY 10,000
(3) FIRE HYDRANT CONNECTED WITH
WET RISING SYSTEM ——— W
(4) HOSE REEL ——— H
(5) LOUD SPEAKER ——— S
(6) EXIT DIRECTIONAL SIGNS ——— EXIT
(7) FLOOR INDICATOR PANEL
FOR AUTOMATIC FIRE ——— AA
ALARM SYSTEM
(8) SIAMESE CONNECTION TO THE
WET RISING SYSTEM ———
(9) EMERGENCY LIGHT ———
(10) FIRE EXTINGUISHER CO2 TYPE ——— CO2 / DCP
(11) MANUAL CALL ALARM POINT ——— A
(12) YARD HYDRANT POINT ——— H (WET RISING SYSTAM)
(13) OVER HEAD WATER STATIC TANK 15000 LITRS
CAPACITY ——— 15,000
(14) AUTOMATIC SPRINKLER'S INSTALLATION ——— (S)
(15) AUTOMATIC ALARM SYSTAM ——— A (S)

NORTH	SCALE	DRG NO.
	1:100	04/05

1) Dshuraj
2)
3) दिनेश पांडे

SIGN OF OWNER

VASTU VASTAYA BUILDER PVT. LTD.
DIRECTOR DIRECTOR

SIGN OF BUILDER

AR. MANISH KUMAR
C.O.A Regd. No.-CA/2016/73619
SIGN OF ARCHITECT

Er. KUMAR UJJWAL
BNG. BODHGAYA
Reg.-STRUCTURE ENGINEER,
Reg. No. St. Enn. 4/20 ...
SIGN OF STRUCTURE ENGINEER

संख्या - 666 योजनाकरण दिनांक- 16-06-2023
Bihar Building Bye laws 2021 के अनुसार Lower तल पर पार्किंग के लिए मानचित्र।

संख्या – 649 योजनाकरण दिनांक 07-12-2019
Lower बेसमेंट
1) नीचे पार्किंग के लिए मानचित्र
2) Lower को आवास और निर्माणकरण पर होगा।

नगर पार्षद, बोधगया

कार्यपालक पदाधिकारी
नगर परिषद बोधगया

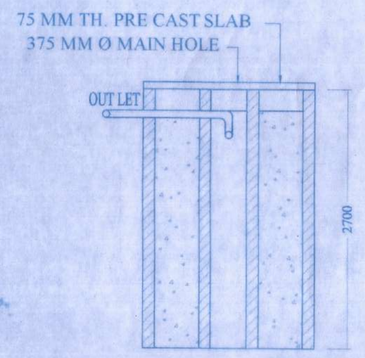

SECTION:-(D-D)

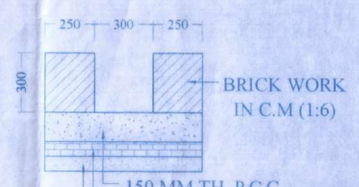

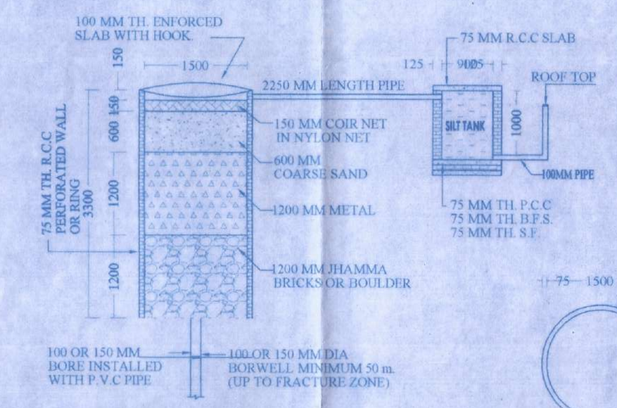

DETAIL OF GROUND WATER RECHARGING PIT WITH SILT TANK

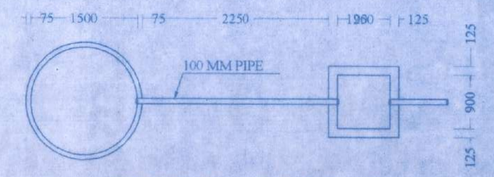

SECTION OF DRAIN

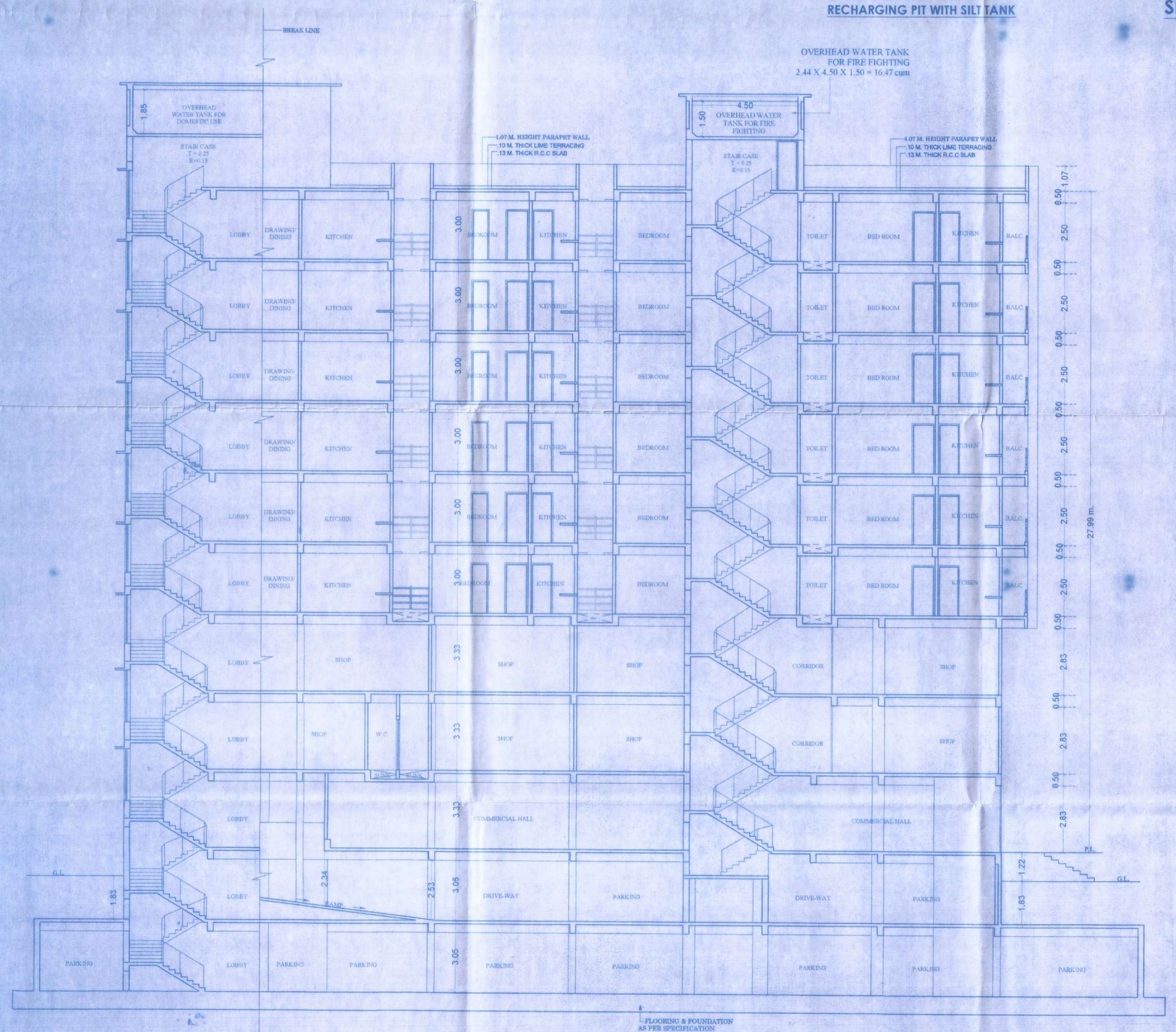

OVERHEAD WATER TANK FOR FIRE FIGHTING
2.44 X 4.50 X 1.50 = 16.47 cum

SECTION Y-Y



SECTION X-X

SCHEDULE OF DOORS & WINDOWS

SL.NO	TYPE	WIDTH	HEIGHT	SILL	LINTEL	DESCRIPTION
1	D	1.07	2.50	0.00	2.50	PLYWOOD DOOR
2	D1	0.99	2.13	0.00	2.13	PLYWOOD DOOR
3	D2	0.91	2.50	0.00	2.50	PLYWOOD DOOR
2	D3	0.91	2.13	0.00	2.13	PLYWOOD DOOR
3	D4	0.76	2.50	0.00	2.50	PLYWOOD DOOR
3	D5	0.76	2.13	0.00	2.13	PLYWOOD DOOR
4	SD	1.52	2.50	0.00	2.50	PLYWOOD DOOR
5	DW	2.13	2.50	1.00+0.50	2.50	
6	DW1	1.06	2.50/1.74	1.00+0.50	2.50	PULLY GLAZED
7	DW2	3.78	2.50/1.74	1.00+0.50	2.50	PULLY GLAZED
8	DW3	3.69	2.50/1.74	1.00+0.50	2.50	PULLY GLAZED
9	DW4	3.69	2.50/1.43	1.00+1.07	2.50	PULLY GLAZED
9	W	1.52	1.74	0.76	2.50	PULLY GLAZED
10	W1	1.37	1.74	0.76	2.50	PULLY GLAZED
10	W2	0.90	1.74	0.76	2.50	PULLY GLAZED
10	W3	0.90	1.48	1.07	2.50	PULLY GLAZED
11	V	0.60	1.33	1.33	2.50	FROSTED GLASS LOUVER
12	V1	1.52	0.60	1.96	2.50	FROSTED GLASS LOUVER

SPECIFICATION

1. R.C.C PILE FOUNDATION AS PER DETAIL GIVEN IN THIS DRAWING
2. 1ST CLASS BRICK WORK IN CEMENT MORTAR (1:6) IN SUPER STRUCTURE.
3. HEIGHT OF PLINTH FLOOR AREA SHOWN IN SECTION
4. 0.07 T.P.S. FLOORING OVER 0.75 DRY REMMED KHOA OVER FLAT BRICK SOLING OVER LOOSE LOCAL SAND FILLING
5. 0.050 TH D.P.C. ON P.L. ALL ROUND THE BUILDING
6. 0.110 THE LIME CONCRETE OVER 0.10 TH R.C.C. SLAB.
7. 0.15 TH. R.C.C. BAND AT DOORS & WINDOWS OPENINGS
8. 0.12 CEMENT PLASTER ON BOTH SIDE OF WALL
9. WHITE & COLOUR WASH AS PER CHOICE

PLOT DETAILS

PROPOSED COMMERCIAL - CUM- RESIDENTIAL APARTMENT NAMELY "USHA HEIGHT" FOR-
M/S- VASTU VASTAYA BUILDER PVT. LTD ON THE PROPERTY OF
1. SMT. USHA RAJ W/O- SRI RAJ KUMAR DUBEY
2. SRI KARAN RAJ S/O- SRI RAJ KUMAR DUBEY
3. SRI DINESH PANDEY S/O- LATE RAM BRIKSH PANDEY
AT KHESRA PLOT NO.- 66, KHATA NO- 965 ,
MAUZA-BODHGAYA, THANA -BODHGAYA, THANA NO.- 359, TAUZI NO.- 4100, DIST.- GAYA.

FIRE FIGHTING LEGENDS

(1) F.D. FIRE RESISTIO DOOR ——— F.D.
CHECK DOOR 1 HR. FIRE RATING
(2) UG WATER TANK =1,00,000 LTRS ———
CAPACITY 10,000
(3) FIRE HYDRANT CONNECTED WITH
WET RISING SYSTEM ——— W
(4) HOSE REEL ——— H
(5) LOUD SPEAKER ——— L
(6) EXIT DIRECTIONAL SIGNS ——— EXIT
(7) FLOOR INDICATOR PANEL
FOR AUTOMATIC FIRE ——— FA
ALARM SYSTEM
(8) SEAMLESS CONNECTION TO THE
WET RISING SYSTEM ———
(9) EMERGENCY LIGHT ———
(10) FIRE EXTINGUISHER CO2 TYPE ——— CO2 / DCP
(11) MANUAL CALL ALARM POINT ———
(12) YARD HYDRANT POINT ——— (10 (WET RISING SYSTAM)
(13) OVER HEAD WATER STATIC TANK 15400 LITERS CAPACITY ——— (15.00)
(14) AUTOMATIC SPRINKLERS INSTALLATION -- (S)
(15) AUTOMATIC ALARM SYSTAM ——— (A)

NORTH	SCALE	DRG.NO.
	1:100	05/05

1) Usha Rai
2) Karan
3) दिनेश पांडे

SIGN. OF OWNER

VASTU VASTAYA BUILDER PVT. LTD.
DIRECTOR DIRECTOR

SIGN. OF BUILDER

AR. MANISH KUMAR
C.O.A. Regd. No.-CA/2016/75816
SIGN. OF ARCHITECT

Er. KUMAR UJJWAL
BNG. BODHGAYA
Reg.-STRUCTURE ENGINEER,
Reg. No. St. Enn. 4/20
SIGN. OF STRUCTURE ENGINEER

आवेदन- 649 दिनांक 19-12-2019
लगाम संख्या-
1) सीमा दाग के लिए लगाना।
2) Login की तरह सीमा निर्धारित
दिशा पर दर्शाना।

कार्यपालक पदाधिकारी
नगर पंचायत बोधगया

आवेदन- 649 लगाम संख्या - 16-06-2023
Bihar Building Amendment By laws 2022
के अनुसार Login से सभी के - लिए लागू है।

नगर कार्यपालक पदाधिकारी
नगर पंचायत बोधगया