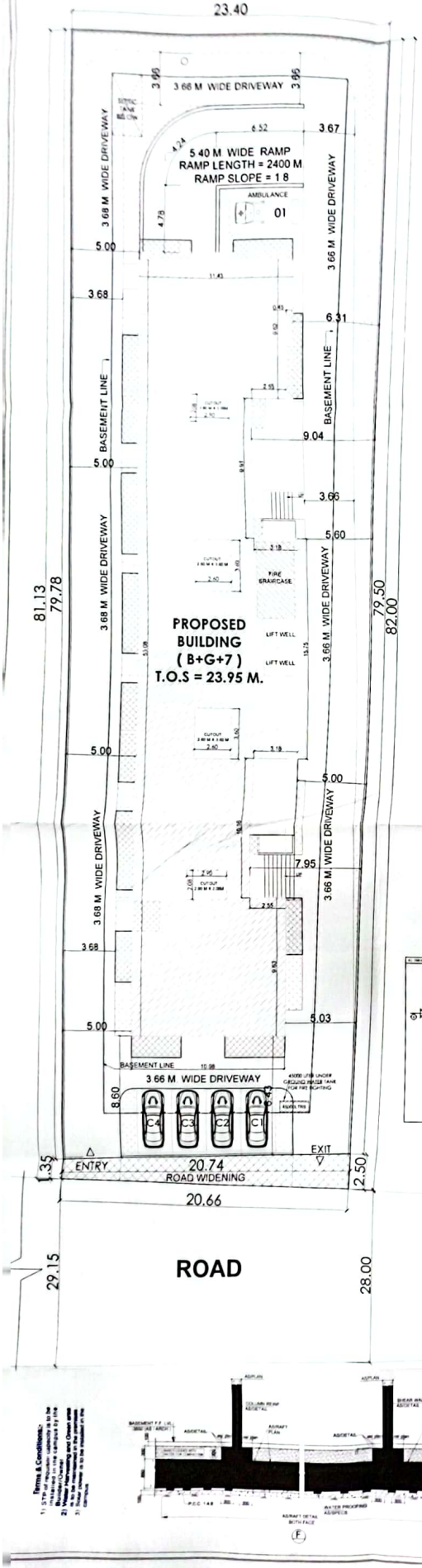
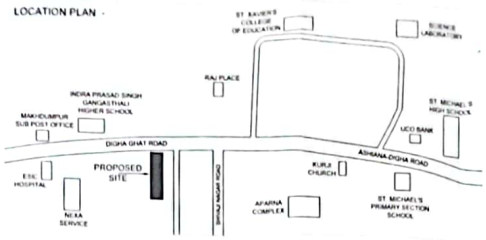


LOCATION PLAN :-



AREA STATEMENT

TOTAL PLOT AREA	= 1796.26 SQM
UNDER ROAD WIDENING	= 39.79 SQM
NET PLOT AREA	= 1756.47 SQM
PERM. F.A.R AREA @ 2.5	= 4391.18 SQM
BASEMENT BUILT-UP AREA	= 25.88 SQM
GROUND FLOOR BUILT-UP AREA	= 619.10 SQM
1ST FLOOR BUILT-UP AREA	= 528.08 SQM
2ND FLOOR BUILT-UP AREA	= 567.17 SQM
3RD FLOOR BUILT-UP AREA	= 567.17 SQM
4TH FLOOR BUILT-UP AREA	= 567.17 SQM
5TH FLOOR BUILT-UP AREA	= 567.17 SQM
6TH FLOOR BUILT-UP AREA	= 567.17 SQM
7TH FLOOR BUILT-UP AREA	= 387.42 SQM
TOTAL BUILT-UP AREA	= 4389.90 SQM

BUILT-UP ARCHIVED = 4389.90 / 1756.47 @ 2.50

STORM WATER DRAINAGE :-

	DRAINAGE LINE
	DRAINAGE CIRCULAR MANHOLE
	DRAINAGE MANHOLE
G.L	GROUND LEVEL
I.L	INVERT LEVEL
C.L	CONNECTION LEVEL

SIZE OF PIPE	SLOPE
250Ø	1:300
300Ø	1:350

FIRE FIGHTING LEGEND :-

EFH	EXTERNAL FIRE HYDRANT
EFHC	EXTERNAL FIRE HOUSE CABINATE
	EXTERNAL FIRE HYDRANT PIPE
	4-WAY FIRE BRIGADE INLET CONNECTION
	2 WAY FIRE BRIGADE DRAWOUT CONNECTION
	1,50,000 LTRS. CAPACITY UNDERGROUND WATER TANK

LEGEND :-

SEWERAGE :-

	SEWER LINE
	SEWERAGE CIRCULAR MANHOLE
	SEWERAGE MANHOLE
G.L	GROUND LEVEL
I.L	INVERT LEVEL
C.L	CONNECTION LEVEL

SIZE OF PIPE	SLOPE
300Ø	1:245

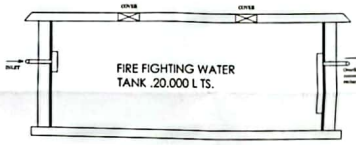
FIRE LEGEND

FHC	FIRE HOSE CABINET
	UP RIGHT TYPE SPRINKLER
	PENDENT TYPE SPRINKLER
	SIDE WALL SPRINKLER
	9 KG WATER GAS PRESSURE TYPE FIRE EXTINGUISHER
	4.5 KG DCP TYPE FIRE EXTINGUISHER
M	SLUICE VALVE
	NON-RETURN VALVE
	FLOW INDICATING SWITCH
	ELECTRICAL CALL POINT SWITCHES FOR THE ALARM SYSTEM
	AREA COVERED WITH AUTOMATIC HEAT SMOKE DETECTOR AS PER I.S.S.
	DOUBLE LEAF DOUBLE SWING SELF CLOSING FIRE RESISTING DOOR
	HOUSE PLOTS AS PER I.S.S. A.C. RECOMMENDATIONS ONLY CONNECTED WITH THE ABOVE SYSTEM
	GROUP HOUSES AS PER I.S.S. A.C. RECOMMENDATIONS ONLY CONNECTED WITH THE ABOVE SYSTEM
	CLOSE SPRINKLER OUTLETS FOR THE PUBLIC ADDRESS SYSTEM
	MODE PHONE POSITION FOR THE PUBLIC ADDRESS SYSTEM
	FLOOR INDICATOR PANELS FOR THE AUTOMATIC FIRE ALARM SYSTEM AS PER I.S.S.
	WATER GAS TYPE PORTABLE EXTINGUISHER OF 9 LITRE CAPACITY
	SIAMESE CONNECTION
	EXIT DIRECTIONAL SIGN
	PORTABLE CHEMICAL B.C.F. EXTINGUISHER OF 5.5 KG CAPACITY
	FIRE FIGHTING WATER OVER HEAD WATER TANK (20,000 LTS. CAPACITY FOR FIRE
	CAR CHARGING POINT

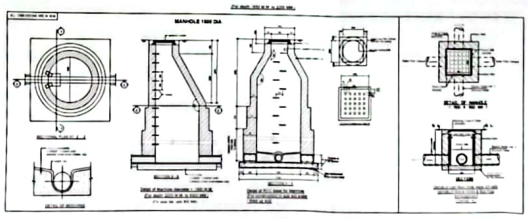
LEGEND :-

IRRIGATION :-

GH	100Ø IRRIGATION LINE



Section Fire Water Tank



PARKING CALCULATION :-

TOTAL BUILT UP AREA COMMERCIAL FLOOR = 619.10 SQM
REQ. PARKING @ 30% OF TOTAL B/U AREA = 185.73 SQM
15% AREA REQUIRED FOR SERVICES = 27.86
LESS 15% SERVICE AREA = 185.73 - 20.66 = 165.07 SQM

TOTAL BUILT UP AREA FOR RESIDENTIAL = 3770.80 SQM
REQ. PARKING @ 30% OF TOTAL B/U AREA = 1131.24 SQM
15% AREA REQUIRED FOR SERVICES = 169.68 SQM
LESS 15% SERVICE AREA = 1131.24 - 169.68 = 961.56 SQM
TOTAL PARKING AREA REQUIRED (165.07 + 961.56) = 1126.63 SQM

TOTAL PARKING AREA PROVIDED IN BASEMENT = 1126.63 SQM

total no. of car parks provided for commercial (OPEN AREA)
117.1 / 23 = 5.08 = 5.08 SAY 5 ECS

total no. of car parks provided for residential (BASEMENT)
978.82 / 32 = 30.49 = 30.49 SAY 30 ECS

total no. of cars - 35 ECS

WATER SUPPLY CALCULATION :-

TOTAL B/U AREA COMMERCIAL = 619.10 SQM
100 SQM PER PERSON = 619.10 X 7/100 = 43.33 persons
SAY = 43 PERSON

TOTAL NO. OF FLAT = 35
ASSUMED 5 PERSON PER FLAT = 5 X 35 = 175 PERSON
TOTAL NO. OF PERSON = 32 + 175 = 207 PERSON
AVERAGE WATER DEMAND = 135 LIT. PER CAP. PER DAY
SO. TOTAL WATER REQUIRED PER DAY = 135 X 207
= 27945 LIT. = 27.94 CUM.
WATER TANK CAPACITY REQUIRED FOR FIRE
= 45000 LIT. = 45.0 CUM.
PERMISSIBLE WATER TANK REQD = 45 + 27.94 = 72.94 CUM.
PROVIDED PROPOSED WATER TANK WITH TWO COMPARTMENT = 6.0 X 3.50 X 1.8 = 37.80 X 2 = 75.60 CUM.

SEPTIC TANK :-

TOTAL BUILT UP AREA = 4389.90 SQM.
REQ. S.T.P CAPACITY = 4389.90 / 2 = 2194.95 SQM.
5 PERSON PER FLAT = 5 X 35 = 175 PERSON
175 X 085 CUM/DAY = 14.87 CUM/DAY
PERMISSIBLE SEPTIC TANK = 14.87 CUM/DAY
PROPOSED S.T.P. = 4.5 X 3.00 X 1.5 + 0.3 FB = 20.55 KLD.

RAIN WATER HARVESTING CHAMBER CALCULATION :-

TOTAL TERRACE AREA = 567.17 SQM
REQUIRED VOLUME FOR R.W.H CHAMBER
= 567.17 X 6 / 100 = 34.03 CUM
PROVIDED CHAMBER (3.0 Ø X 10.0 M. DEEP)
= (π/4) X D^2 X H = 3.14 X (3.0 X 3.0 / 4) X 1 = 7.065 SQM.
PROPOSED 5 CHAMBER = 5 X 7.065 = 35.32 SQM

GREEN AREA CALCULATION :-

TOTAL NET PLOT AREA = 1756.47 Sq.m.
GREEN SPACE AREA % Reqd = 1756.47 @ 10% = 175.64 Sq.m.
TOTAL PROVIDED GREEN SPACE @ 16.34 % = 287.00 Sq.m.

PROJECT

PROPOSED RESIDENTIAL APARTMENT FOR
M/s. KUMAR BUILDCON PVT. LTD.

PLOT NO	- 3313
KHATA NO.	- 1194
THANA NO.	- 1
TAUZI NO.	- 5239
THANA	- DIGHA PATNA
DISTRICT	- PATNA
AT MAUZA	- MAKHDUMPUR DIGHA,
MOHALLA	- DIGHA, PATNA BIHAR

SHEET TITTLE

SITE PLAN @ TYPICAL LEVEL

SCALE = 1:100 OR Mentioned	SHEET NO. : 01

SIGNATURE OF OWNER / FIRM / COMPANY

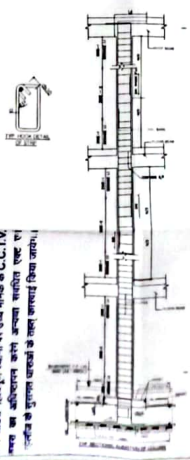
ARCHITECT

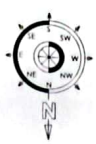
DES ARC
ARCHITECTS, INTERIORS, PLANNING

SIGNATURE OF ARCHITECT | SIGNATURE OF STRUCTURAL ENGINEER

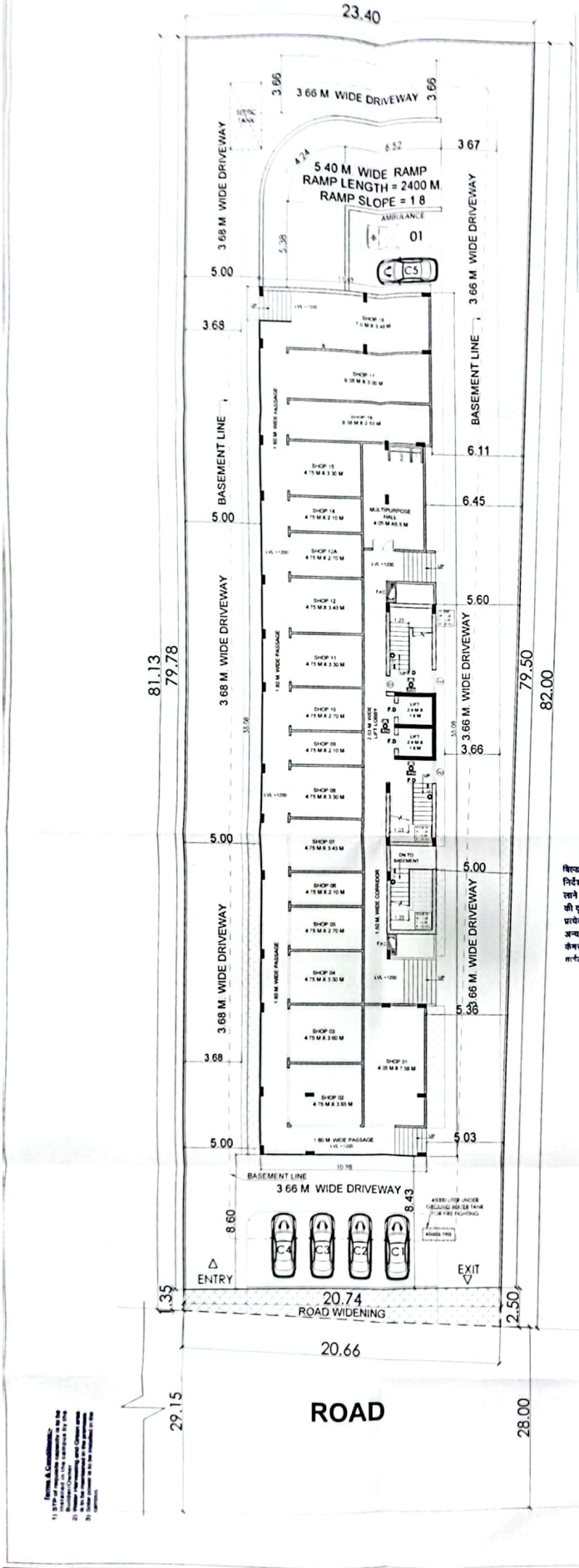
PATNA MUNICIPAL CORPORATION
Case No. ... 31
Sanction of Plan vide ... and under Section
313, 310 & 317 of the Bihar Municipal Act 2007
by the Municipal Commissioner, Patna on.....
Date ... 08/12/2023
SANCTION OF PLAN ACCORDED

LEGEND :
F.A.R AREA
GREEN AREA
BALCONY
BASEMENT LINE
SETBACK LINE





CamScanner



AREA STATEMENT

TOTAL PLOT AREA	= 1796.26 SQM
UNDER ROAD WIDENING	= 39.79 SQM.
NET PLOT AREA	= 1756.47 SQM.
PERM. F.A.R AREA @ 2.5	= 4391.18 SQM.
BASEMENT BUILT-UP AREA	= 25.88 SQM.
GROUND FLOOR BUILT-UP. AREA	= 619.10 SQM.
1ST. FLOOR BUILT-UP AREA	= 528.08 SQM.
2ND FLOOR BUILT UP AREA	= 567.17 SQM.
3RD. FLOOR BUILT-UP AREA	= 567.17 SQM.
4TH FLOOR BUILT-UP AREA	= 567.17 SQM.
5TH FLOOR BUILT-UP AREA	= 567.17 SQM.
6TH. FLOOR BUILT-UP AREA	= 567.17 SQM.
7TH FLOOR BUILT-UP AREA	= 387.42 SQM.
TOTAL BUILT-UP AREA	= 4389.90 SQM.

BUILT-UP ARCHIVED = 4389.90 / 1756.47 @ 2.50

PARKING CALCULATION

TOTAL BUILT UP AREA COMMERCIAL FLOOR = 619.10 SQM
REQ. PARKING @ 30% OF TOTAL B/U AREA = 185.73 SQM
15% AREA REQUIRED FOR SERVICES = 27.86
LESS 15% SERVICE AREA = 185.73 : 20.68 = 165.07 SQM

TOTAL BUILT UP AREA FOR RESIDENTIAL = 3770.80 SQM
REQ. PARKING @ 30% OF TOTAL B/U AREA = 1131.24 SQM
15% AREA REQUIRED FOR SERVICES = 169.68 SQM
LESS 15% SERVICE AREA = 1131.24 : 169.68 = 961.56 SQM
TOTAL PARKING AREA REQUIRED (165.07 + 961.56) = 1126.63 SQM

TOTAL PARKING AREA PROVIDED IN BASEMENT = 1126.63 SQM

total no. of car parks provided for commercial (OPEN AREA)
117.1 / 23 = 5.08 = 5 SAY 6 ECS

total no. of car parks provided for residential (BASEMENT)
975.82 / 32 = 30.49 = 30.49 SAY 30 ECS

total no. of cars 36 ECS

WATER SUPPLY CALCULATION :-

TOTAL B/U AREA COMMERCIAL = 619.10 SQM
100 SQM PER PERSON = 619.10 X 7/100 = 43.33 persons
SAY = 43 PERSON

TOTAL NO. OF FLAT = 35
ASSUMED 5 PERSON PER FLAT = 5 X 35 = 175 PERSON
TOTAL NO. OF PERSON = 32 + 175 = 207 PERSON
AVERAGE WATER DEMAND = 135 LIT. PER CAP. PER DAY
SO TOTAL WATER REQUIRED PER DAY = 135 X 207
= 27945 LIT. = 27.94 CUM.
WATER TANK CAPACITY REQUIRED FOR FIRE
= 45000 LIT. = 45.0 CUM.
PERMISSIBLE WATER TANK REQD. = 45 + 27.94 = 72.94 CUM.
PROVIDED PROPOSED WATER TANK WITH TWO
COMPARTMENT = 6.0 X 3.50 X 1.8 = 37.80 X 2 = 75.60 CUM.

SEPTIC TANK :-

TOTAL BUILT UP AREA = 4389.90 SQM.
REQ. S.T.P CAPACITY = 4389.90 / 2 = 2194.95 SQM.
5 PERSON PER FLAT = 5 X 35 = 175 PERSON
175 X .085 CUMTR = 14.87 CUMTR.
PERMISSIBLE SEPTIC TANK = 14.87 CUMTR.
PROPOSED S.T.P = 4.5 X 3.00 X 1.5 + 0.3 FB = 20.55 KLD.

RAIN WATER HARVESTING CHAMBER CALCULATION:-

TOTAL TERRACE AREA = 567.17 SQM
REQUIRED VOLUME FOR R.W.H CHAMBER
= 567.17 X 6 / 100 = 34.03 CUM.
PROVIDED CHAMBER (3.0 Ø X 10.0 M. DEEP)
= (π/4 X D²) X H = 3.14 X (3.0 X 3.0 / 4) X 1 = 7.065 SQM.
PROPOSED 5 CHAMBER = 5 X 7.065 = 35.32 SQM.

GREEN AREA CALCULATION:-

TOTAL NET PLOT AREA = 1756.47 Sq.m.
GREEN SPACE AREA % Reqd. = 1756.47 @ 10% = 175.64 Sq.m.
TOTAL PROVIDED GREEN SPACE @ 16.34 % = 287.00 Sq.m.

विण्डर/प्रोमोटर/भू-स्वामी/सबंधित वास्तुविद/अभियता को निर्देश दिया जाता है कि भवन के निर्माण तथा उपयोग में लाने के पूर्व आवासीय/व्यवसायिक कम्पलेक्स में सुरक्षा की दृष्टि से, प्रवेश द्वार निकास द्वार, सीढ़ी, लिफ्ट, पार्किंग प्रत्येक फ्लोर, गेट के बाहर की ओर .तीकरण के साथ तथा अन्य वांछित महत्वपूर्ण स्थानों पर उच्च मानक के C.C.T.V. कैमरा का अधिष्ठापन करेंगे अन्यथा सबंधित एक्ट एवं गाईडलाईन के सुसगत धाराओं के तहत कार्रवाई किया जायेगा।

PROJECT

PROPOSED RESIDENTIAL APARTMENT FOR
M/s. KUMAR BUILDCON PVT. LTD.

PLOT NO - 3313
KHATA NO - 1194
THANA NO - 1
TAUZI NO - 5239
THANA - DIGHA PATNA
DISTRICT - PATNA
AT MAUZA - MAKHDUMPUR DIGHA
MOHALLA - DIGHA, PATNA BIHAR

SHEET TITLE

SITE PLAN @ GROUND LEVEL

SCALE = 1:100 OR Mentioned

SHEET NO. - 02

SIGNATURE OF OWNER / FIRM / COMPANY

ARCHITECT

DES ARC
ARCHITECTS, INTERIORS, PLANNING

SIGNATURE OF ARCHITECT | SIGNATURE OF STRUCTURAL ENGINEER

LEGEND :
- F.A.R AREA
- GREEN AREA
- BALCONY
- BASEMENT LINE
- SETBACK LINE

PATNA MUNICIPAL CORPORATION

Case No.

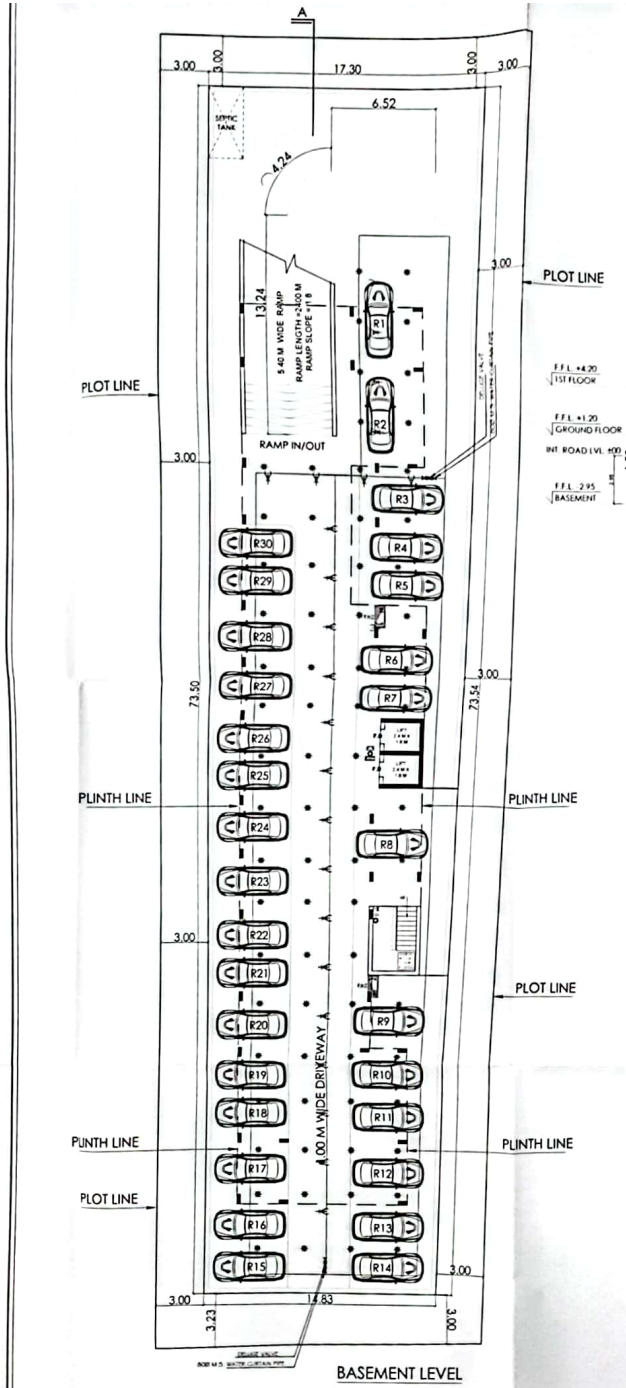
Sanction of Plan Accorded under Section 318, 319 & 317 of the Bihar Municipal Act 2007

By the Municipal Commissioner, Patna in

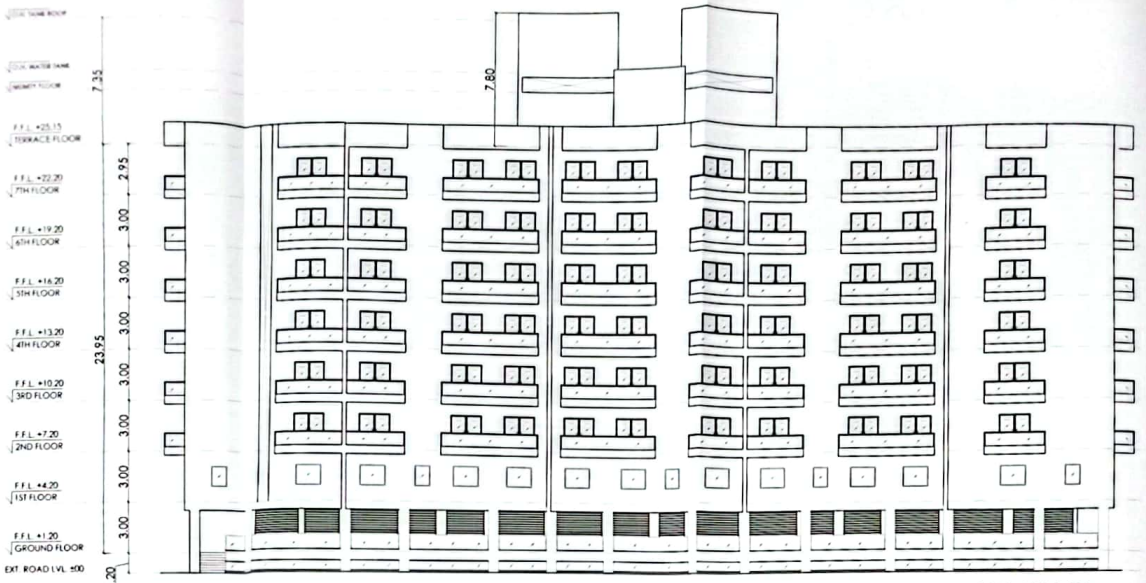
Date

SANCTION OF PLAN ACCORDED

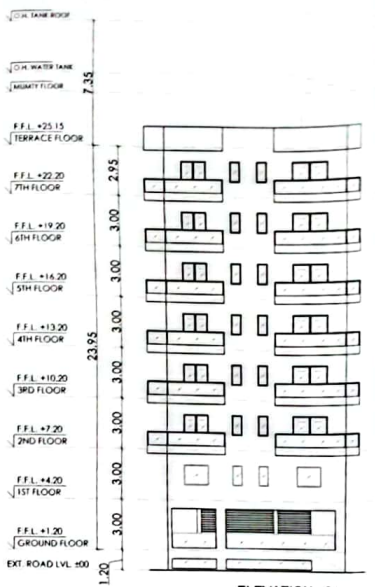
CamScanner


A
3.00
3.00
17.30
3.00
3.00
6.52
SEPTIC TANK
4.24
13.24
5.40 M WIDE RAMP
RAMP LENGTH =24.00 M
RAMP SLOPE 1 in 8
RAMP IN/OUT
PLOT LINE
PLOT LINE
PLINTH LINE
PLINTH LINE
PLOT LINE
PLINTH LINE
PLINTH LINE
PLOT LINE
R1
R2
R3
R4
R5
R6
R7
R8
R9
R10
R11
R12
R13
R14
R15
R16
R17
R18
R19
R20
R21
R22
R23
R24
R25
R26
R27
R28
R29
R30
73.50
73.54
4.00 M WIDE DRIVEWAY
3.00
3.00
3.23
14.83
3.00
3.00
3.00

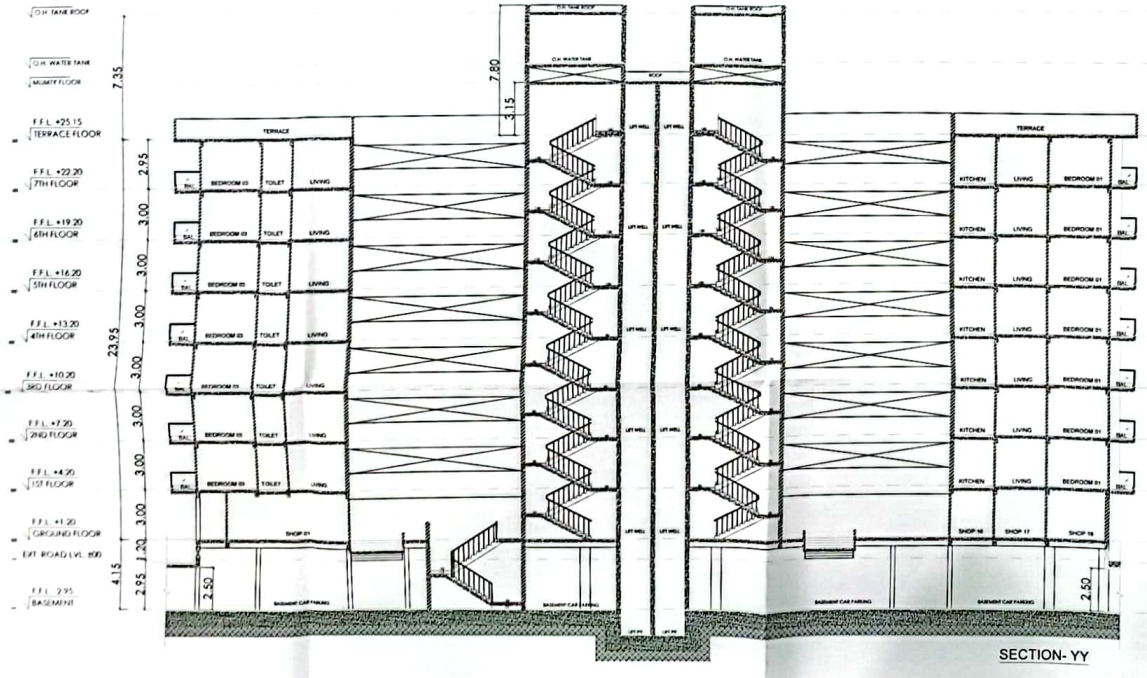
GROUND FLOOR PLAN
1ST FLOOR PLAN
TYPICAL FLOOR PLAN
[2ND TO 6TH]
7TH FLOOR PLAN
TERRACE FLOOR PLAN
TERRACE
T.O.S. +23.95 M
SOLAR PANEL
1.50 M WIDE CORRIDOR
2.03 M WIDE LIFT LOBBY
1.20 M WIDE BALCONY
58.08
13.38
DOOR & WINDOW SCHEDULE
SANCTION OF PLAN ACCORDED
PATNA MUNICIPAL CORPORATION
FLOOR PLAN



ELEVATION - 02



ELEVATION - 01



SECTION- YY

Terms & Conditions:-

1) STP of requisite capacity is to be installed in the campus by the Builder/Owner
2) Water Harvesting and Green area is to be maintained in the premises
3) Solar power is to be installed in the campus

PROJECT

PROPOSED RESIDENTIAL APARTMENT FOR
M/s. KUMAR BUILDCON PVT. LTD.

PLOT NO	- 3313
KHATA NO	- 1194
THANA NO	- 1
TAUZI NO	- 5239
THANA	- DIGHA PATNA
DISTRICT	- PATNA
AT MAUZA	- MAKHDUMPUR DIGHA
MOHALLA	- DIGHA, PATNA BIHAR

SHEET TITTLE

ELEVATION - 01 & 02
& SECTION

SCALE = 1:100 OR Mentioned

SHEET NO. - 05

SIGNATURE OF OWNER / FIRM / COMPANY

ARCHITECT

DES ARC
ARCHITECTS, INTERIORS, PLANNING

SIGNATURE OF ARCHITECT | SIGNATURE OF STRUCTURAL ENGINEER

PATNA MUNICIPAL CORPORATION
PATNA REGIONAL DEVELOPMENT AUTHORITY (DISSOLVED)
Case No. ____ /20____
Sanction of Plan Accorded under Section 315, 316 & 317 of the Bihar Municipal Act 2007 by the Municipal Commissioner, Patna on
Date 06/11/2023
SANCTION OF PLAN ACCORDED

निदेशक
नगर निगम, पटना